

[54] **POLICE RADAR WARNING RECEIVER**

[75] **Inventors: Robert E. Dilgard; Fred J. Reber,**
both of Cincinnati, Ohio

[73] **Assignee: Cincinnati Microwave, Inc.,**
Cincinnati, Ohio

[**] **Term: 14 Years**

[21] **Appl. No.: 134,447**

[22] **Filed: Dec. 17, 1987**

[52] **U.S. Cl. D10/104**

[58] **Field of Search D10/46, 114, 109;**
360/331, 332; 343/18 E, 5 PD; 250/88;
340/539, 525; 325/119, 492, 16, 118, 361, 364,
353

[56] **References Cited**

U.S. PATENT DOCUMENTS

- D. 253,752 12/1979 Dilgard D10/104
- D. 282,725 2/1986 Imazeki D10/104
- D. 288,418 2/1987 Dilgard, Jr. D10/104

Primary Examiner—Susan J. Lucas
Assistant Examiner—Marcus Jackson
Attorney, Agent, or Firm—Wood, Herron & Evans

[57] **CLAIM**

The ornamental design for a police radar warning receiver, as shown and described.

DESCRIPTION

FIG. 1 is a front elevational view of a police radar warning receiver showing my new design.

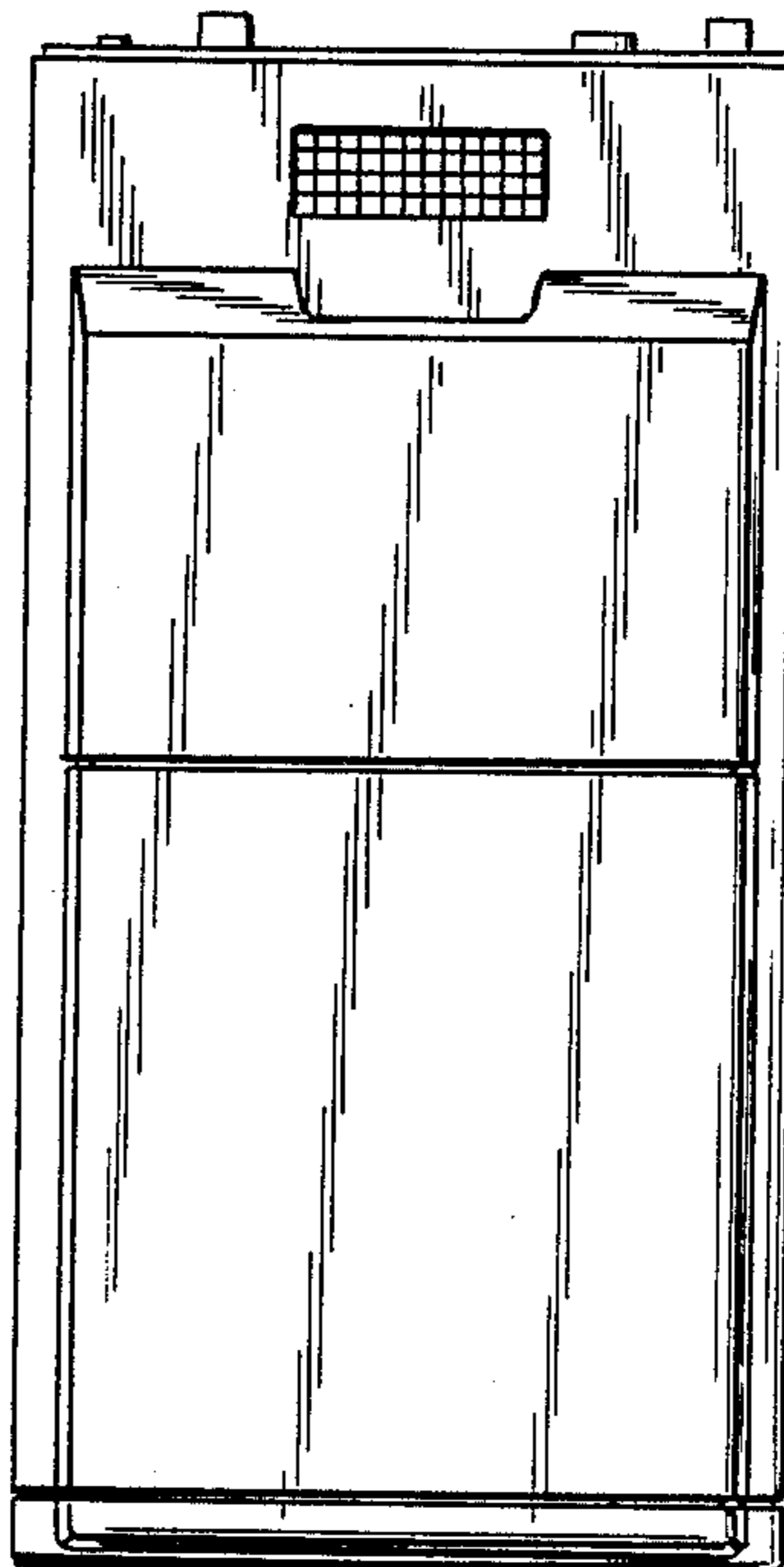
FIG. 2 is a rear elevational view thereof.

FIG. 3 is a top plan view thereof.

FIG. 4 is a bottom plan view thereof.

FIG. 5 is a right side elevational view thereof.

FIG. 6 is a left side elevational view thereof.






FIG. 1




FIG. 2




FIG. 3

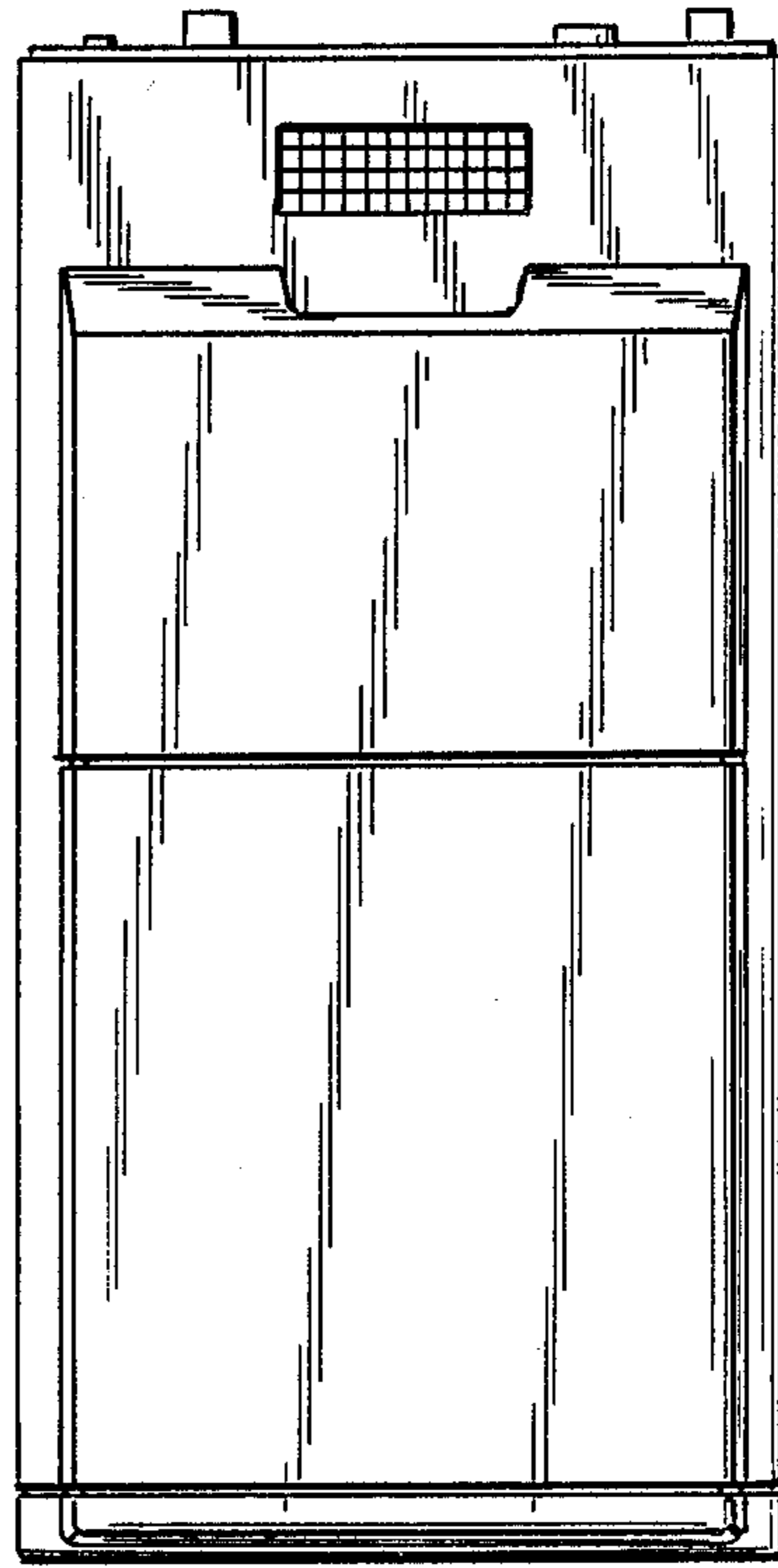


FIG. 4




FIG. 5




FIG. 6