

United States Patent [19]

Robinson

[11] Patent Number: **Des. 308,813**

[45] Date of Patent: **** Jun. 26, 1990**

[54] **TOILET SEAT LIFTER**

[76] Inventor: **James E. Robinson, 415 Delaware, Kansas City, Mo. 64106**

[**] Term: **14 Years**

[21] Appl. No.: **253,740**

[22] Filed: **Oct. 5, 1988**

[52] U.S. Cl. **D8/307**

[58] Field of Search **D23/311, 312; D8/300, D8/305, 306, 307, 314, 319, 320; 4/251**

3,717,884 2/1973 Mantooth 4/237
3,783,455 1/1974 Vanderbrook 4/1
3,935,601 2/1976 Hermann 4/251
4,129,907 12/1978 Vaughan et al. 4/251

Primary Examiner—James R. Largen
Attorney, Agent, or Firm—Kokjer, Kircher, Bradley, Wharton, Bowman & Johnson

[57] **CLAIM**

The ornamental design for a toilet seat lifter, as shown and described.

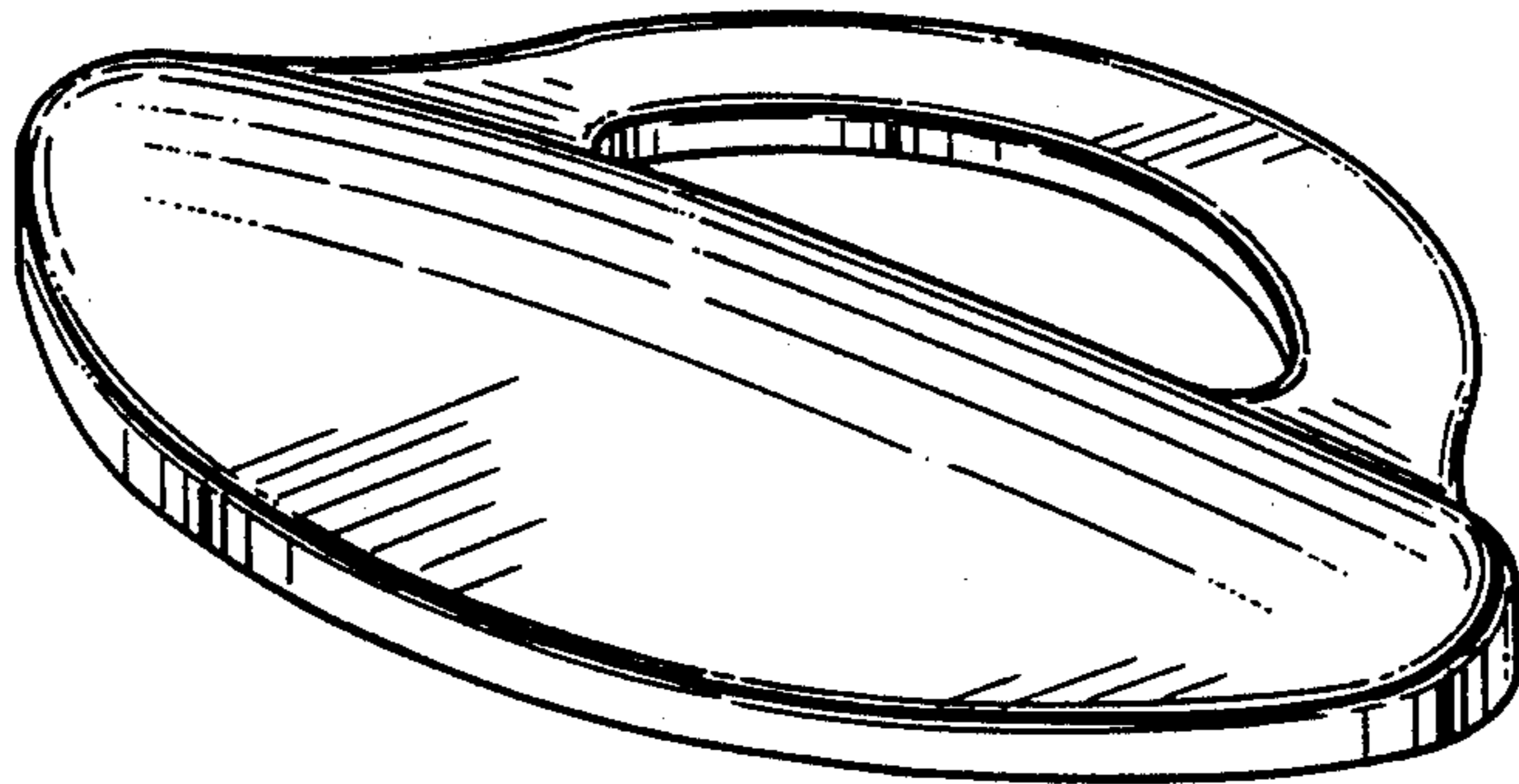
[56] **References Cited**

U.S. PATENT DOCUMENTS

D. 245,095 7/1977 Murray D8/307
D. 295,603 5/1988 Giallourakis D8/307
203,225 4/1878 Waldron 4/237
636,564 11/1899 Russell .
1,999,555 4/1935 Adams 4/251
2,236,576 4/1941 Loebner 4/251
2,788,315 8/1956 Hylton 4/251
3,191,193 2/1962 Bogenberger 4/251

DESCRIPTION

FIG. 1 is a bottom perspective view of a toilet seat lifter showing my new design;
FIG. 2 is a bottom plan view thereof;
FIG. 3 is a top plan view thereof;
FIG. 4 is an end elevational view thereof;
FIG. 5 is an inverted elevational view taken from the end opposite that shown in FIG. 4; and
FIG. 6 is a side elevational view thereof, the opposite side being a mirror image of the side shown.



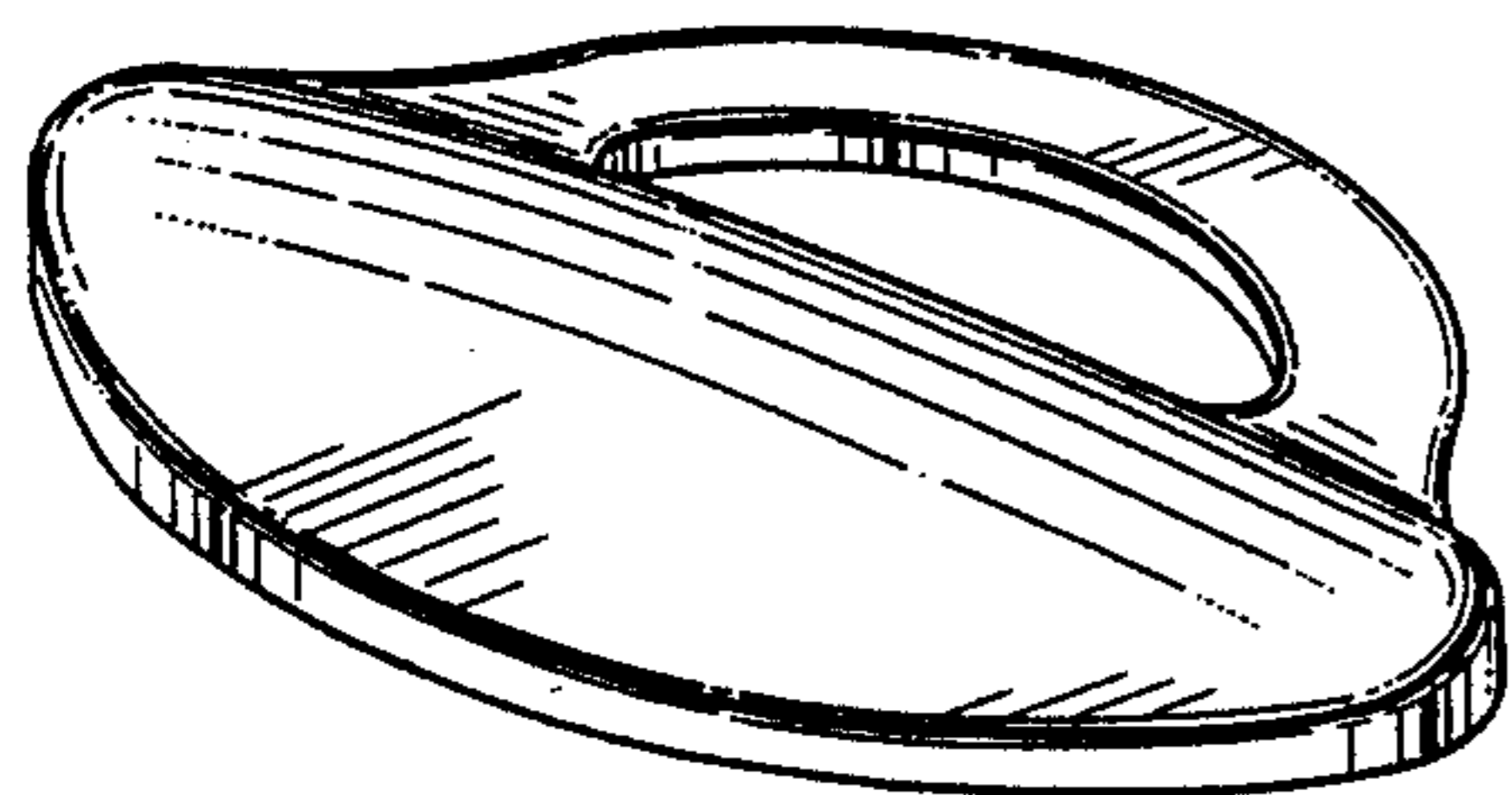


Fig. 1.

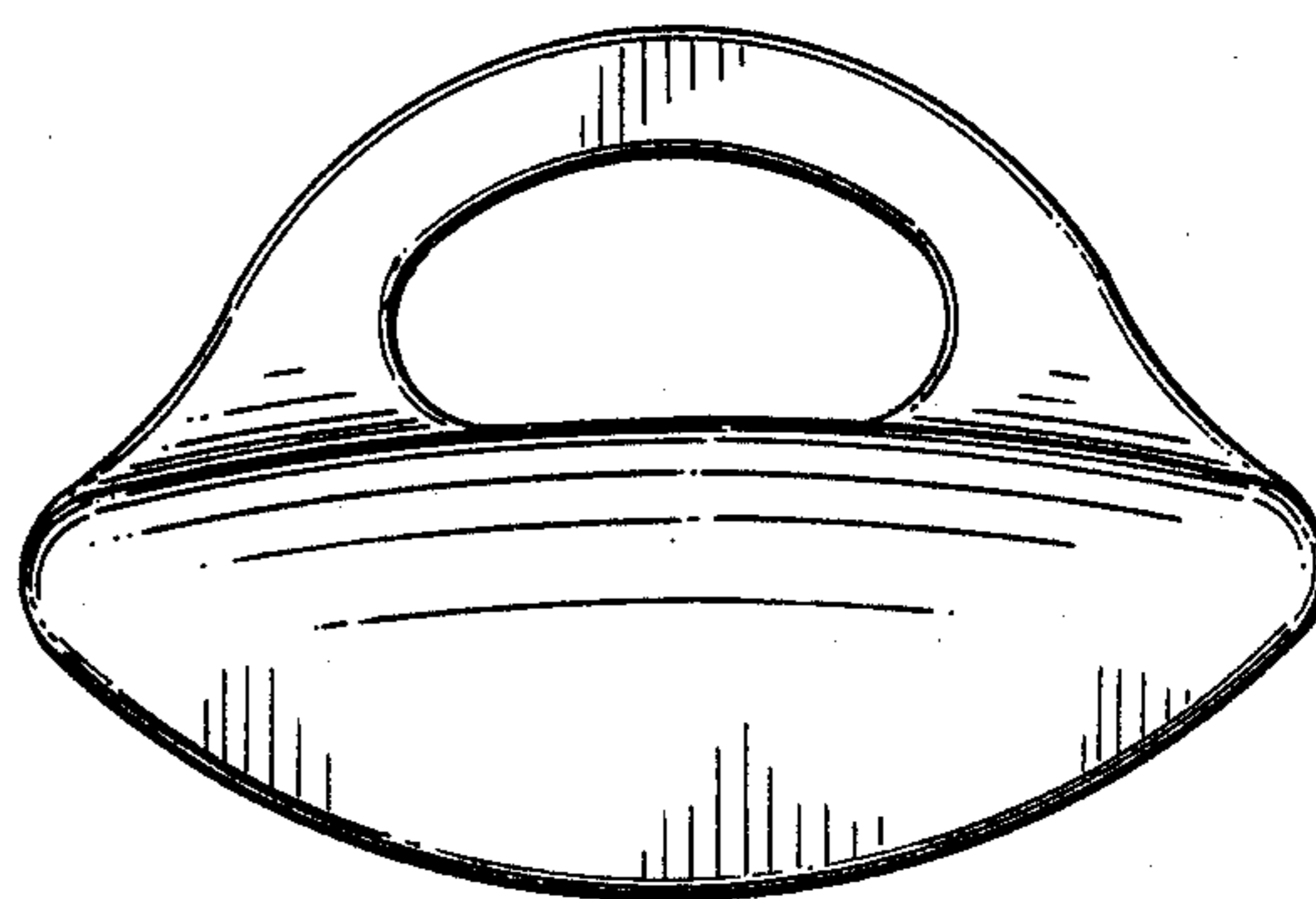


Fig. 2.

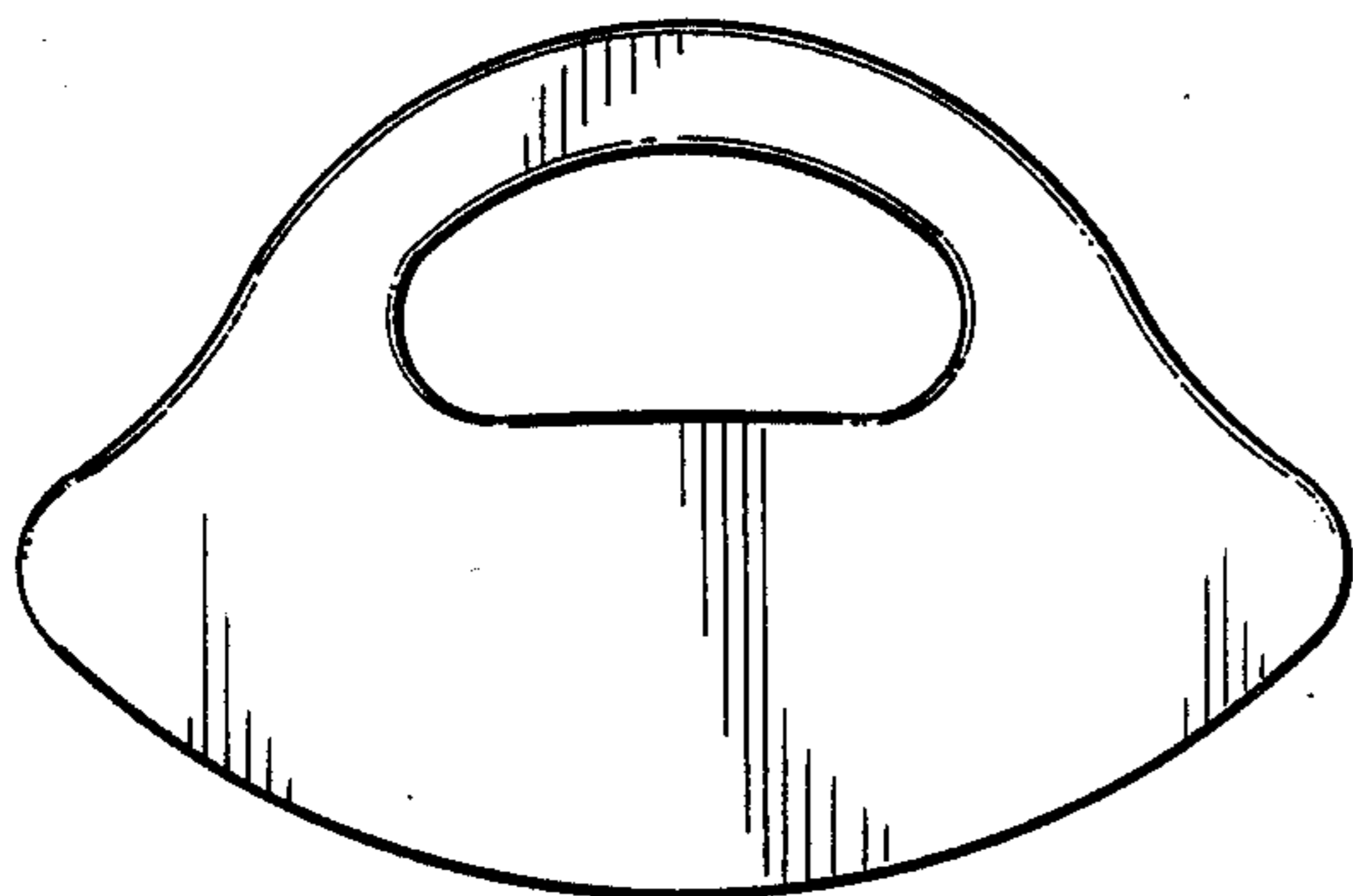


Fig. 3.




Fig. 4.




Fig. 5.



Fig. 6.