

[54] ROASTING RACK OR THE LIKE FOR MICROWAVE OVEN

[75] Inventors: Hiromichi Yamada; Junichi Sakamoto, both of Osaka, Japan

[73] Assignee: Sharp Corporation, Osaka, Japan

[**] Term: 14 Years

[21] Appl. No.: 48,654

[22] Filed: Apr. 11, 1987

[30] Foreign Application Priority Data

Nov. 11, 1986 [JP] Japan 61-44532

[52] U.S. Cl. D7/359; D7/360

[58] Field of Search D7/354, 359, 407, 408, D7/409, 360, 361, 20, 17; 99/425, 432; 219/10.55 E

[56] References Cited

U.S. PATENT DOCUMENTS

- D. 264,036 4/1982 Pomroy et al. D7/359
- D. 270,887 10/1983 Allgeyer et al. D7/361 X
- 539,917 5/1895 Kingsbury D7/359 X
- 2,008,767 7/1935 Munn 99/425

FOREIGN PATENT DOCUMENTS

8051 of 1839 United Kingdom 99/425

OTHER PUBLICATIONS

Fortunoff Spring Housewares Sale, p. D, Item "D-6", 2nd down from top/right Rubbermaid Bacon/Roast Rack.

The Micro Cook Catalog, 1980 Cat. p. 9, Item "F" at top right, Roasting Pan-12½" Diameter.

Housewares, Nov. 1, 1985 Cat., p. 128, Nordic Ware® Microwave Cookware, Roasting Rack-2nd down on left.

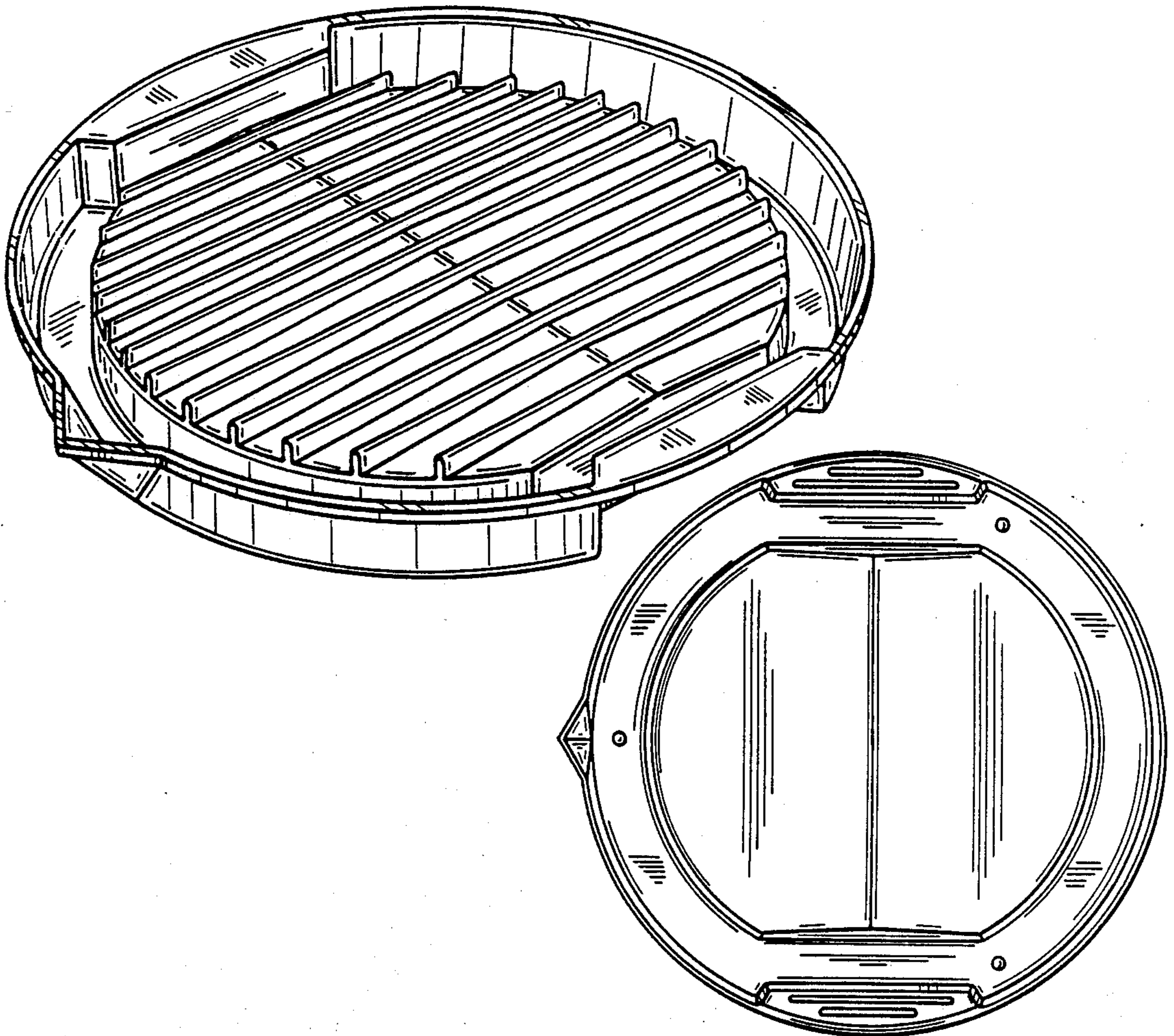
Primary Examiner—Winifred E. Herrmann
Attorney, Agent, or Firm—Flehr, Hohbach, Test, Albritton & Herbert

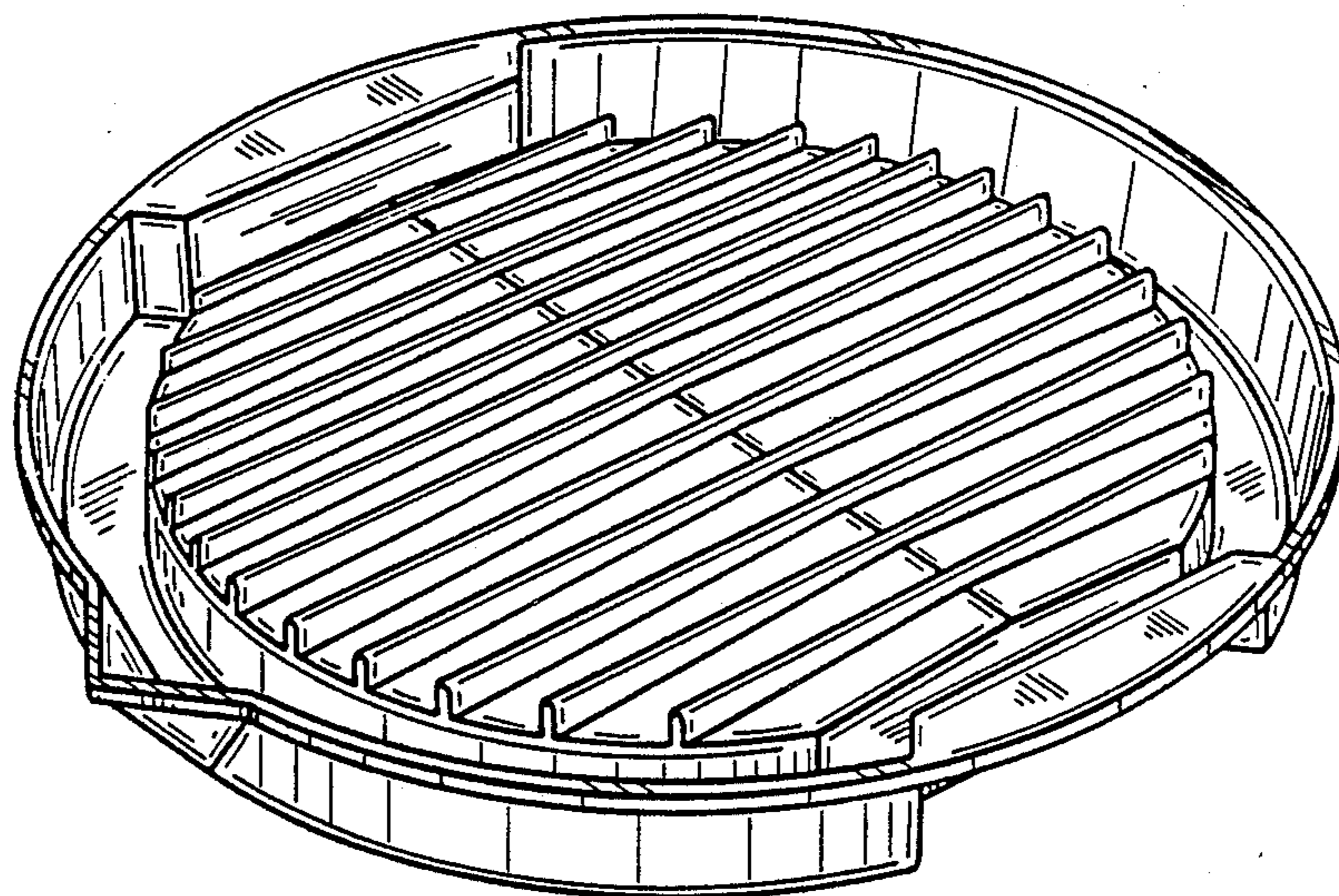
[57] CLAIM

The ornamental design for a roasting rack or the like for microwave oven, as shown and described.


DESCRIPTION

FIG. 1 is a perspective view of a roasting rack or the like for microwave oven showing our new design; FIG. 2 is a front elevational view thereof, the rear elevational view being a mirror image; FIG. 3 is a top plan view thereof; FIG. 4 is a bottom plan view thereof; FIG. 5 is a right side elevational view thereof, and FIG. 6 is a left side elevational view thereof.






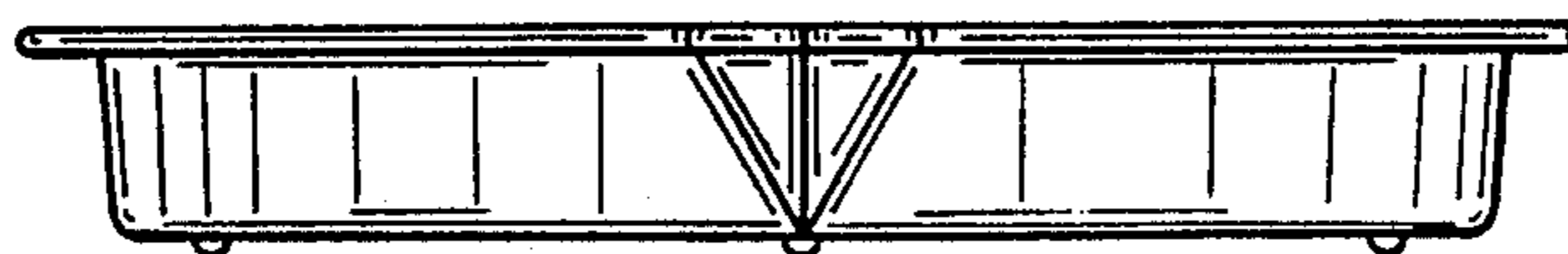
FIG_1



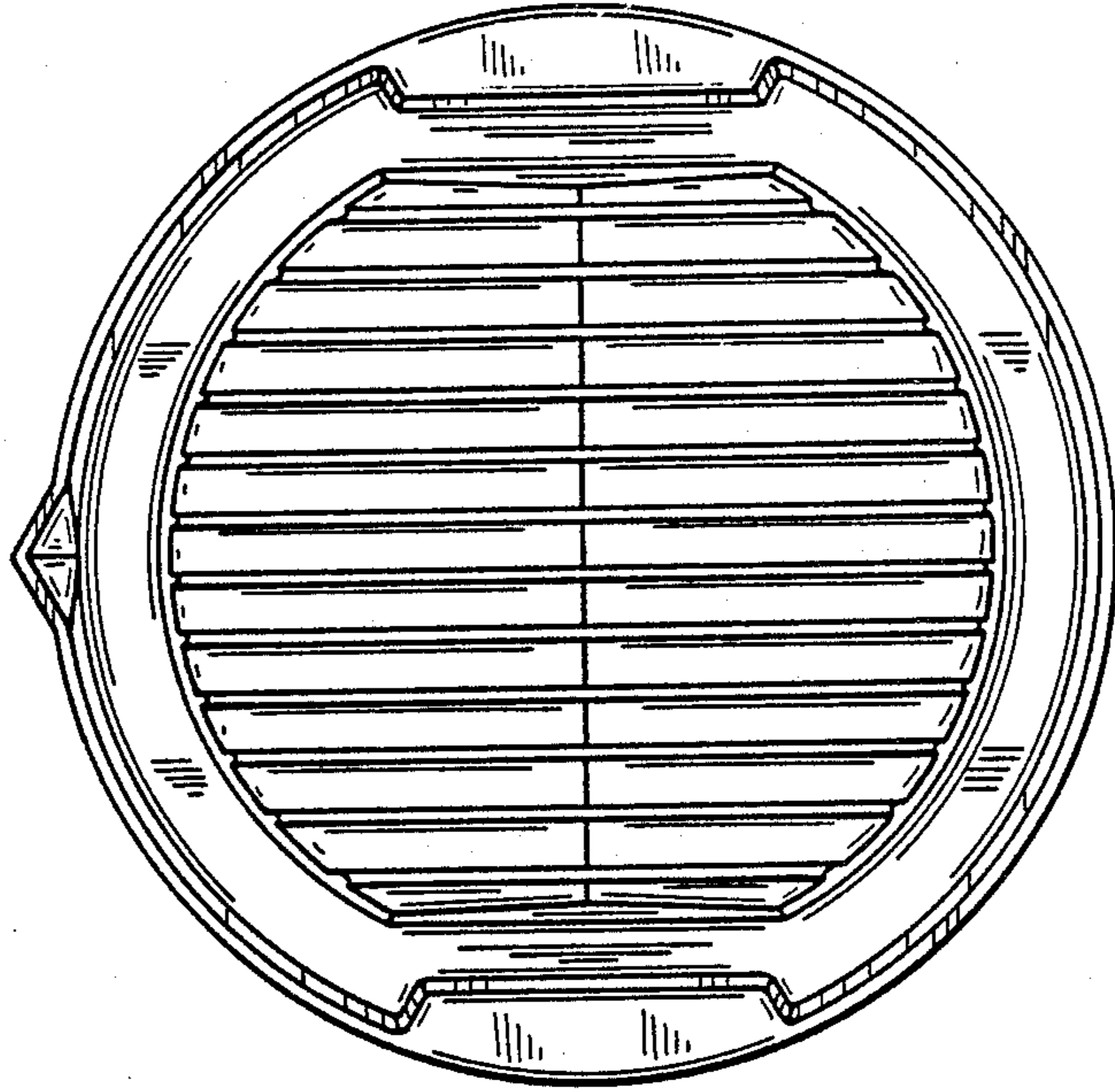
FIG_2



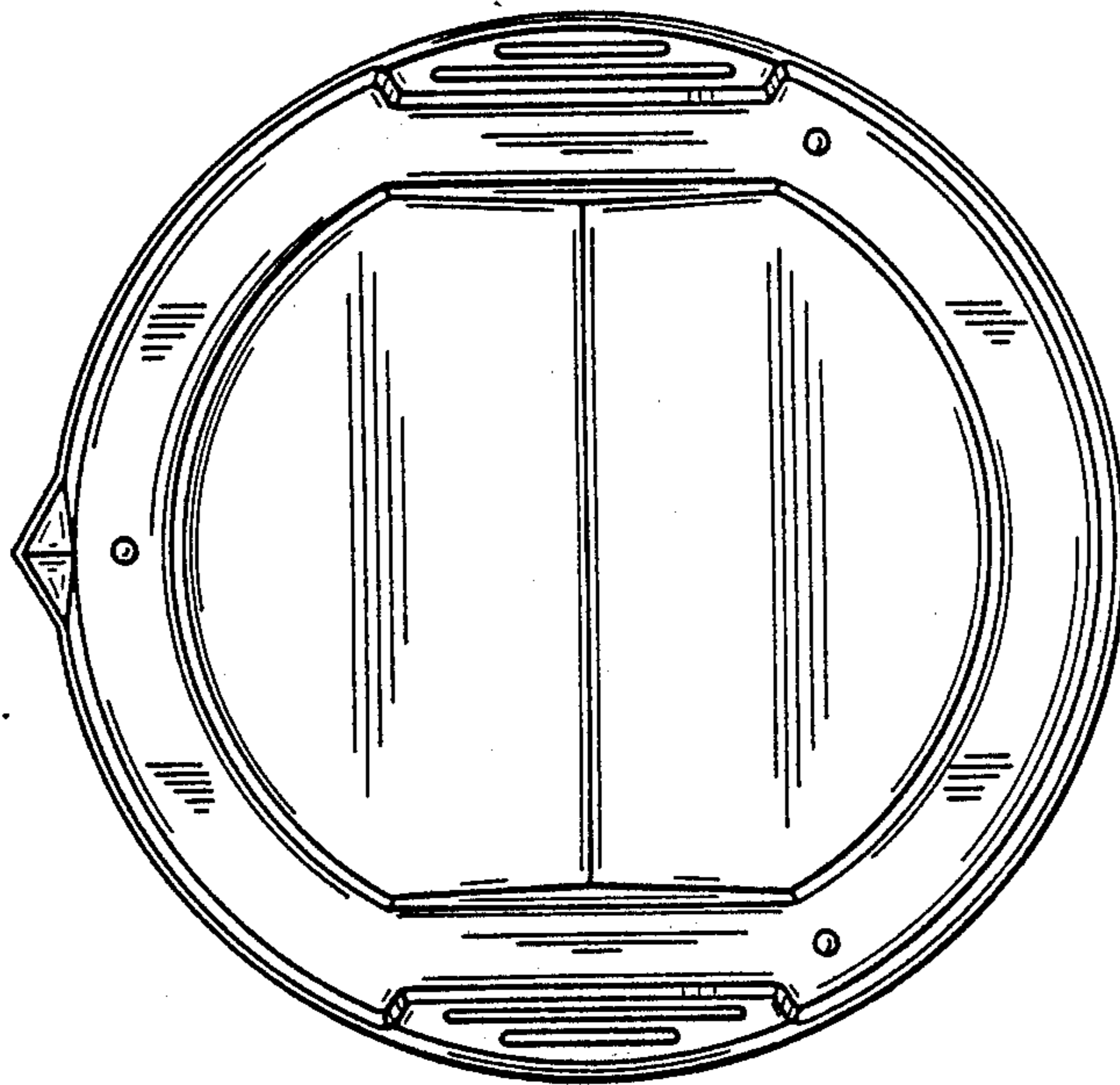
FIG_5



FIG_6



FIG_3



FIG_4