

- [54] **COMBINED WATER DISPENSER AND CONTAINER**
- [75] Inventor: **Raymond L. Larson, Fargo, N. Dak.**
- [73] Assignee: **BMR Investments, Inc., Fargo, N. Dak.**
- [**] Term: **14 Years**
- [21] Appl. No.: **19,342**
- [22] Filed: **Feb. 26, 1987**
- [52] U.S. Cl. **D7/307; D7/306**
- [58] Field of Search **D7/308, 310, 305, 306, D7/307, 311, 300, 312; 222/129.1-129.4, 181, 185; 62/389, 391, 397, 390; D9/374, 370, 376, 380, 382**

[56] **References Cited**
U.S. PATENT DOCUMENTS

D. 194,631	2/1963	Eicholtz	D9/
D. 228,685	10/1973	Radcliffe	D7/307
D. 282,957	3/1986	Carlson	D9/374 X
2,725,725	12/1955	Materese et al.	62/391 X
3,195,752	7/1965	Cox	215/1
3,363,432	1/1968	Sholtes	62/389 X

3,367,133	2/1968	Dreis et al.	62/390
4,391,308	7/1983	Steiner	141/18
4,629,096	12/1986	Schroer et al.	222/146.6
4,658,975	4/1987	Cone	215/100 A
4,717,031	1/1988	Hewson	D7/313 X

FOREIGN PATENT DOCUMENTS

1465560	12/1966	France	.
110547	1/1965	Netherlands	.

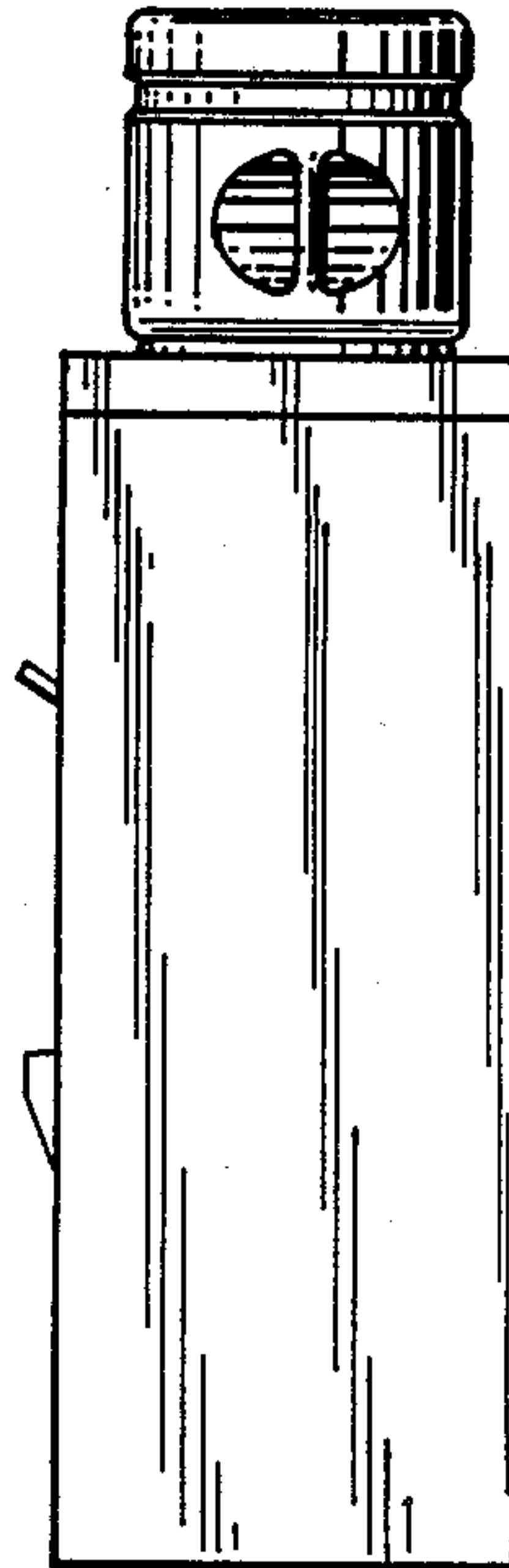

Primary Examiner—Winifred E. Herrmann
Attorney, Agent, or Firm—Burd, Bartz & Gutenkauf

[57] **CLAIM**

The ornamental design for a combined water dispenser and container, as shown and described.

DESCRIPTION

FIG. 1 is a top, front, and left side perspective view of a combined water dispenser and container showing my new design;
 FIG. 2 is a left side elevational view thereof;
 FIG. 3 is a right side elevational view thereof;
 FIG. 4 is a front elevational view thereof;
 FIG. 5 is a rear elevational view thereof; and
 FIG. 6 is an enlarged top plan view thereof.






Fig. 1

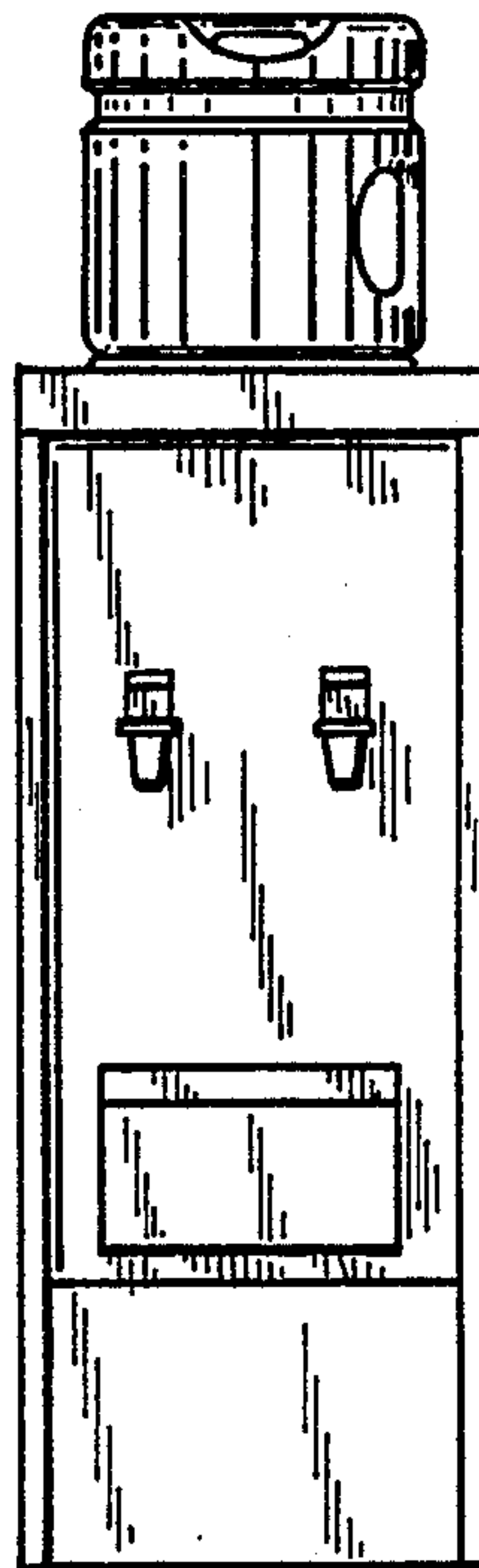


Fig. 4




Fig. 5

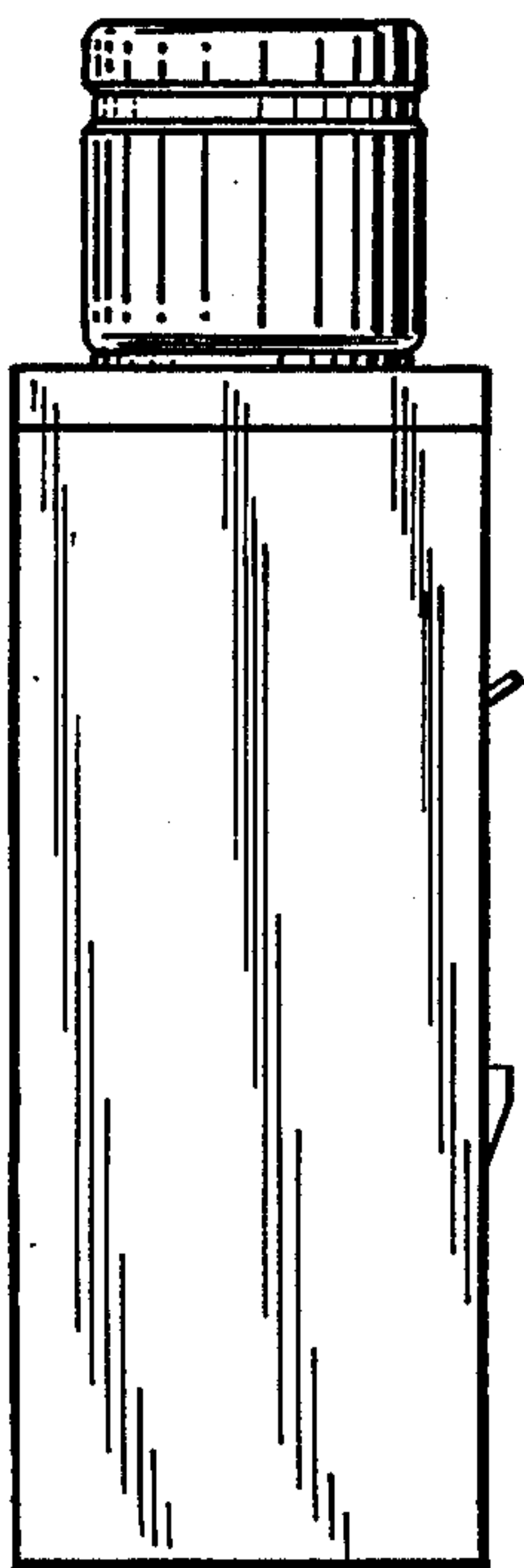


Fig. 2

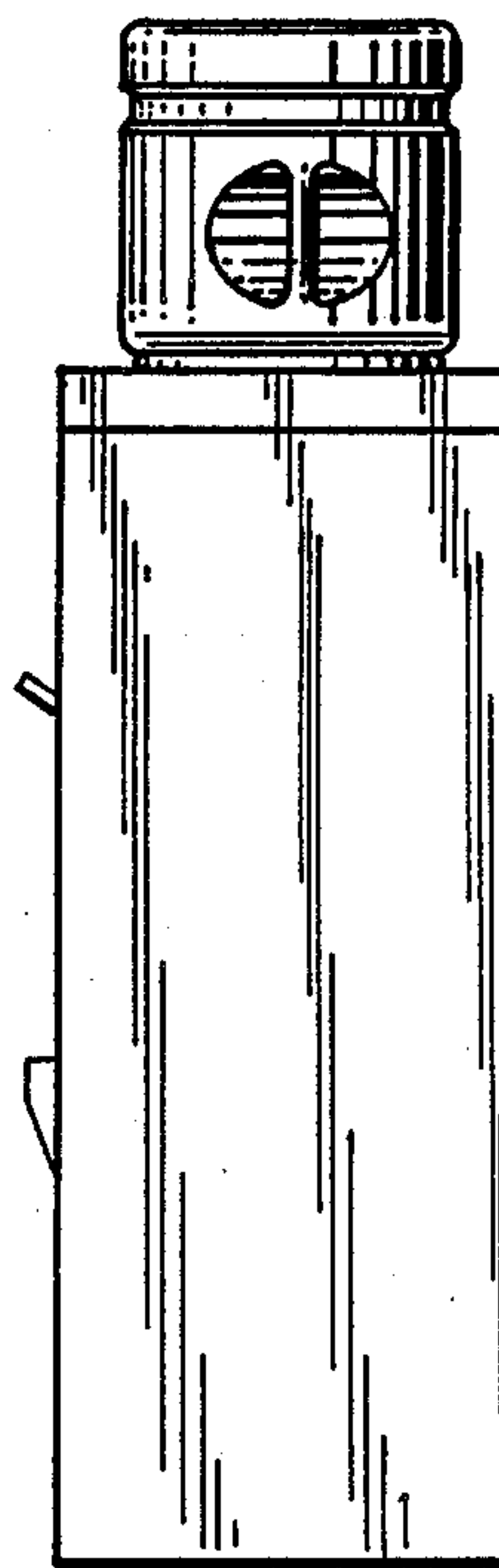


Fig. 3

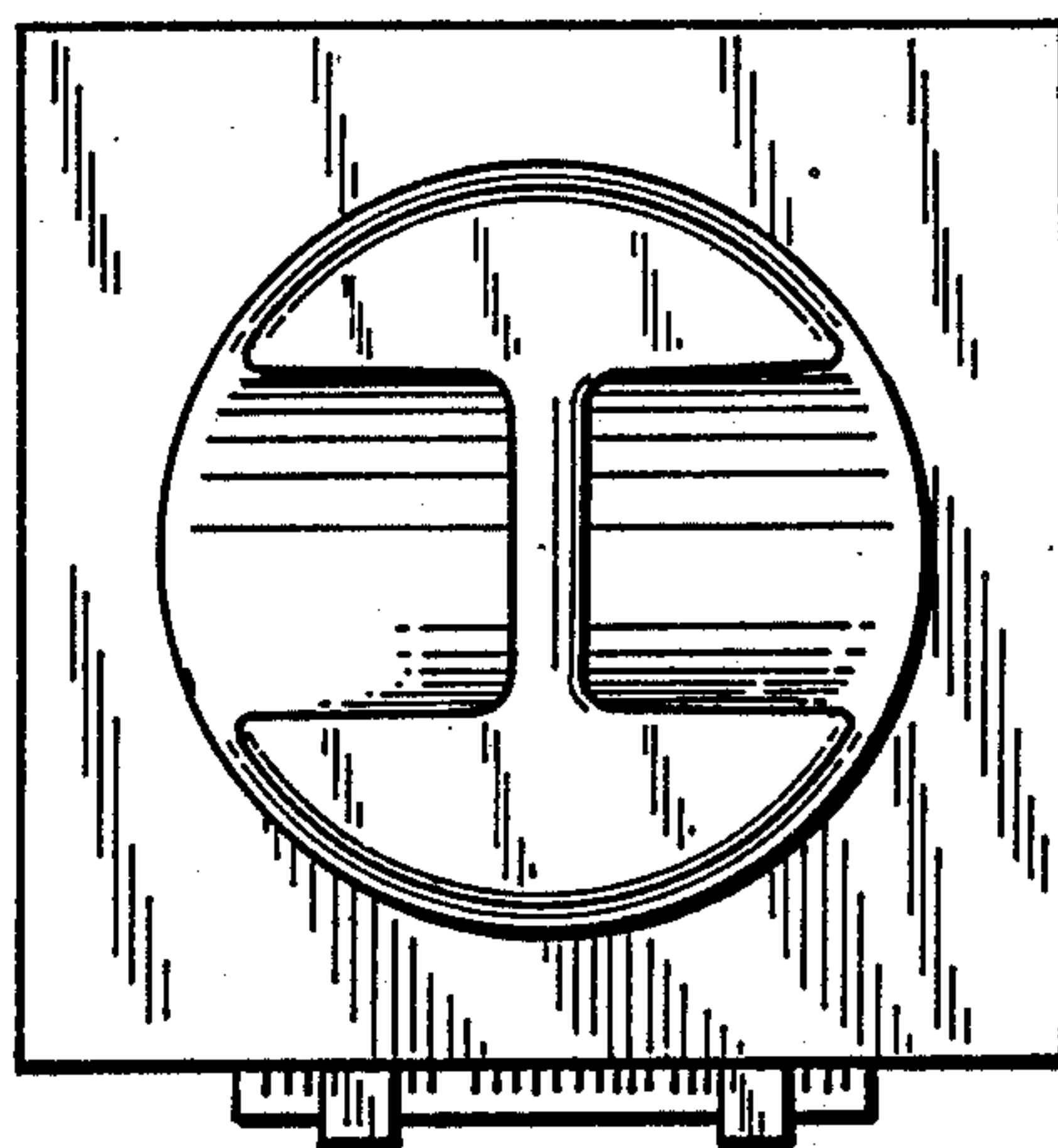


Fig. 6