

[54] **DISPENSER FOR WEB MATERIAL**

[75] **Inventor: Stephen G. Pound, Rushden, Great Britain**

[73] **Assignee: Lever Brothers Company, New York, N.Y.**

[\*\*] **Term: 14 Years**

[21] **Appl. No.: 169,190**

[22] **Filed: Mar. 16, 1988**

[30] **Foreign Application Priority Data**

Sep. 17, 1987 [GB] United Kingdom ..... 1044966

[52] **U.S. Cl. .... D6/515**

[58] **Field of Search ..... D6/512, 515, 517-518;  
211/6, 16, 49.1, 87; 221/26, 70, 33, 71, 45, 282;  
312/37-38, 24 J**

[56] **References Cited**

**U.S. PATENT DOCUMENTS**

D. 206,085	10/1966	Moskovitz .....	D6/518
D. 224,692	8/1972	Gray .....	D6/517
D. 283,574	4/1986	Bernard .....	D6/522
D. 288,161	2/1987	Payne, Jr. et al. ....	D6/518 X
4,408,811	10/1983	Richardson .....	312/37


*Primary Examiner*—Wallace R. Burke  
*Assistant Examiner*—Brian N. Vinson  
*Attorney, Agent, or Firm*—Gerard J. McGowan, Jr.

[57] **CLAIM**

The ornamental design for a dispenser for web material, as shown.

**DESCRIPTION**

FIG. 1 is a front and left side perspective view of a dispenser for web material showing my new design;  
FIG. 2 is a front elevational view thereof;  
FIG. 3 is a top plan view thereof;  
FIG. 4 is a bottom plan view thereof;  
FIG. 5 is a rear elevational view thereof; and  
FIG. 6 is a right side elevational view thereof.



*Fig. 1.*




Fig. 2.

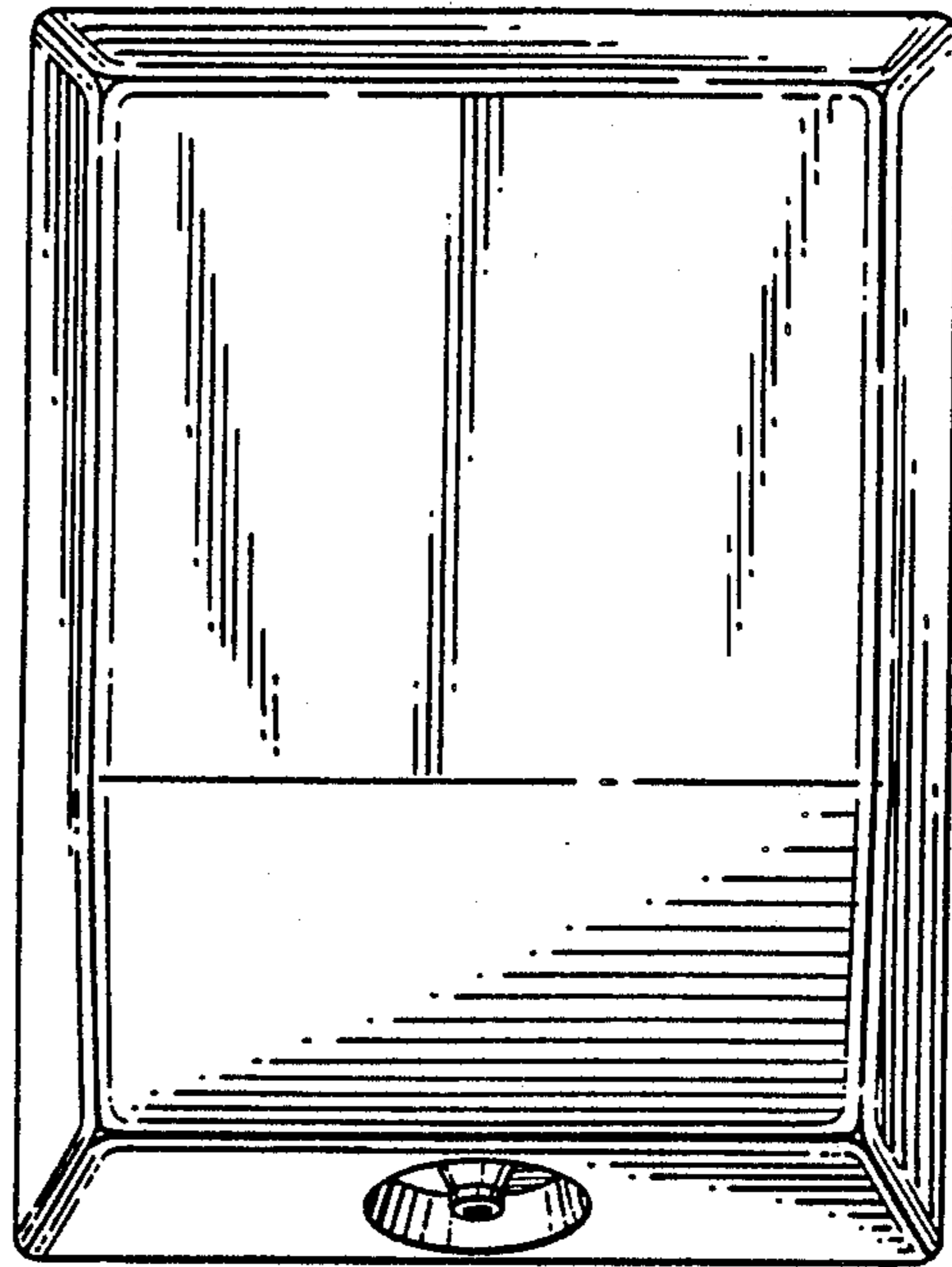


Fig. 3.




Fig. 4.

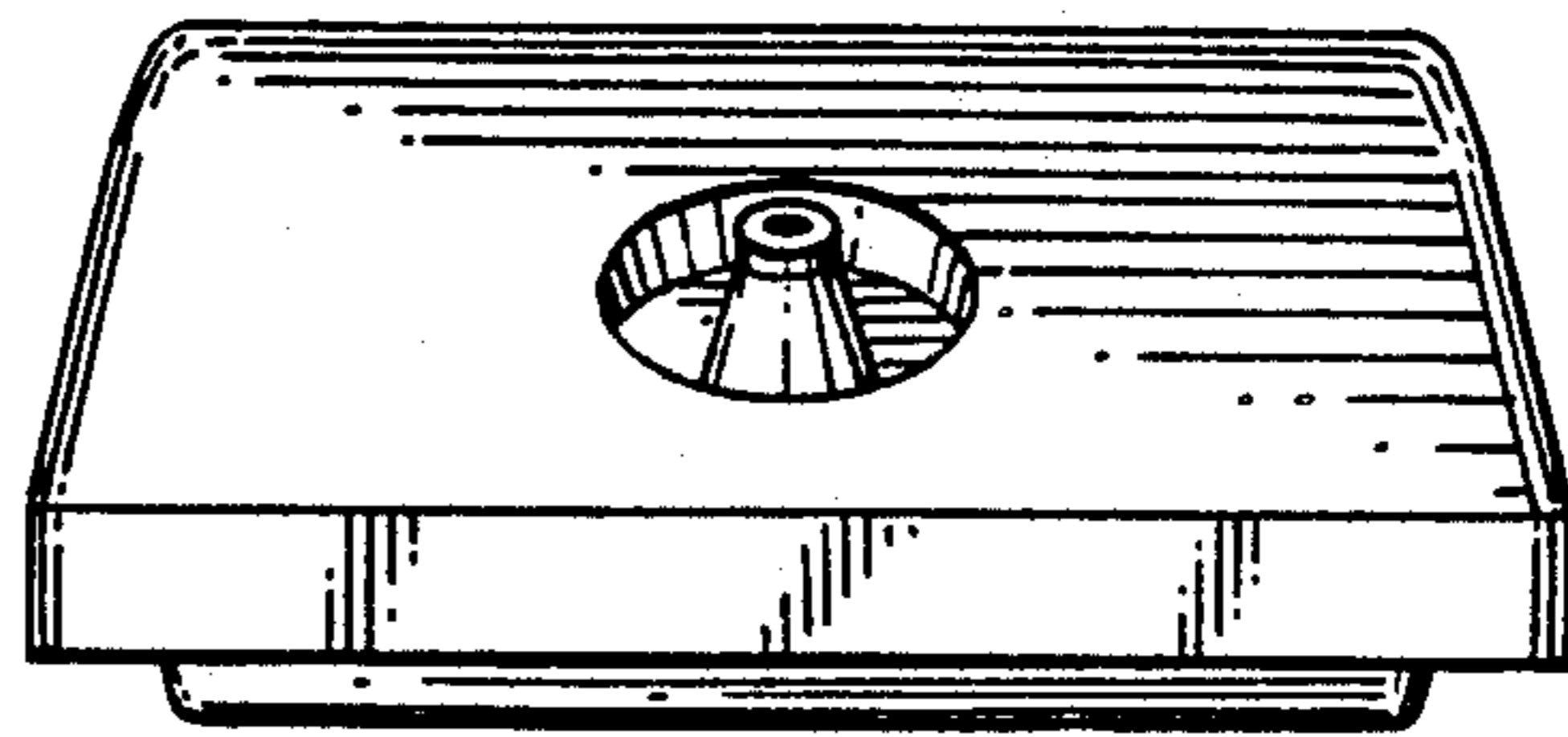


Fig. 5.

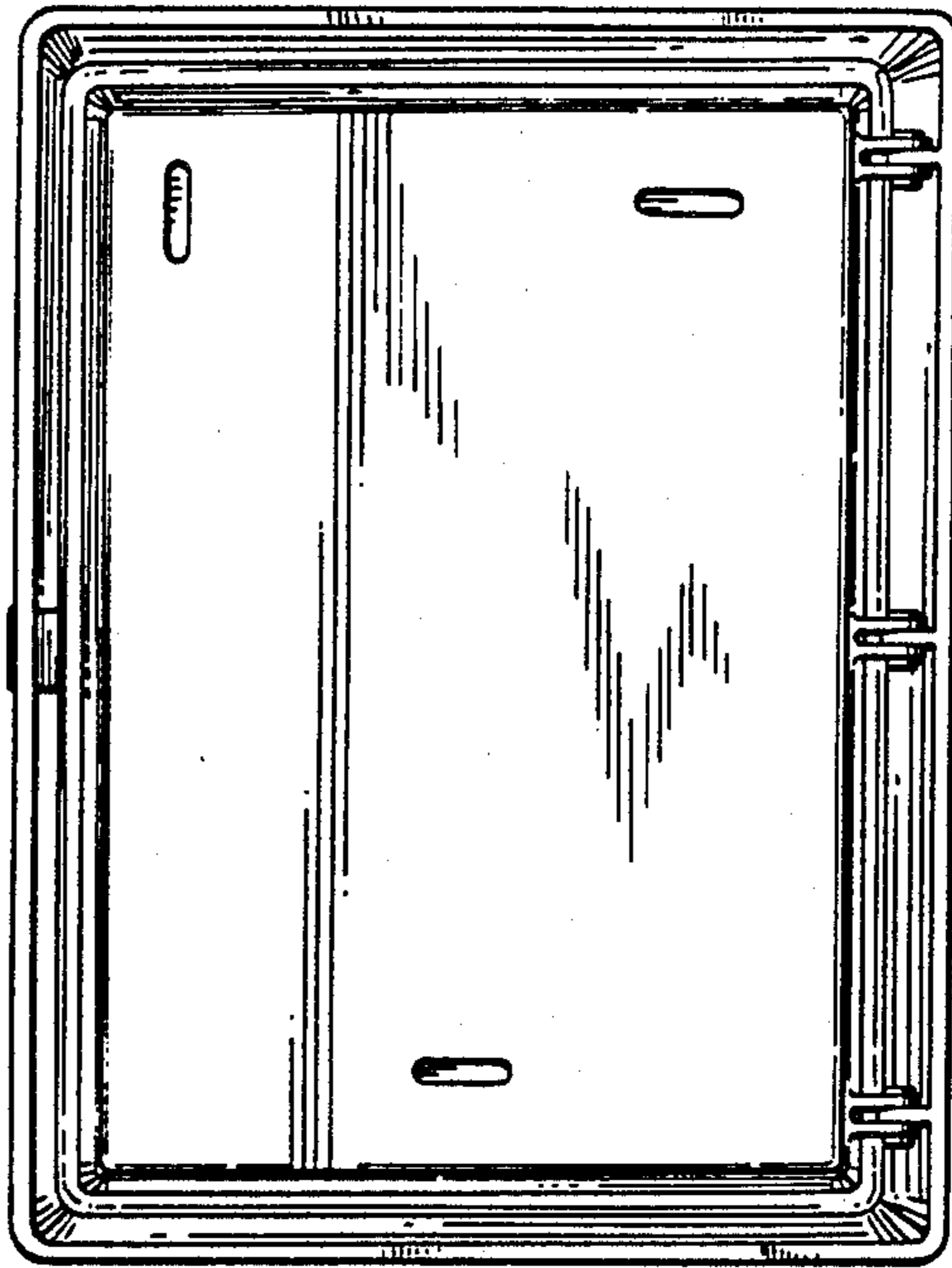


Fig. 6.

