

[54] AIR FRESHENER ATTACHABLE TO CEILING FANS

[76] Inventor: Jeffrey L. Ahl, 5307 Cooper Ave., Lincoln, Nebr. 68506

[**] Term: 14 Years

[21] Appl. No.: 210,297

[22] Filed: Jun. 22, 1988

[52] U.S. Cl. D23/366

[58] Field of Search D23/366, 367, 368, 369, D23/377, 411, 379, 365; 219/271, 274, 276; 55/400; 239/60, 36; 422/124, 28, 5

[56] References Cited

U.S. PATENT DOCUMENTS

D. 306,198	2/1990	Matherne	D23/365
712,177	10/1902	Bradshaw	422/124
725,086	4/1903	Jacobs	422/124
3,844,478	10/1974	Davis	239/60
4,676,721	6/1987	Hardee	55/400

OTHER PUBLICATIONS

J. C. Oriental Manufacturing Co., Surface Fan Brochure, 11/18/81, p. 3, Mark III Supreme Fan JCSC-52BR W/L BR, top left side of page.


Primary Examiner—James M. Gandy
Assistant Examiner—Lisa Lichtenstein
Attorney, Agent, or Firm—Jerry T. Kearns

[57] CLAIM

The ornamental design for an air freshener attachable to ceiling fans, as shown.

DESCRIPTION

FIG. 1 is a front elevational view of an air freshener attachable to ceiling fans showing my new design; FIG. 2 is a rear elevational view thereof; FIG. 3 is a left side elevational view thereof; FIG. 4 is a right side elevational view thereof; FIG. 5 is a top plan view thereof; and, FIG. 6 is a bottom plan view thereof.






Fig. 1

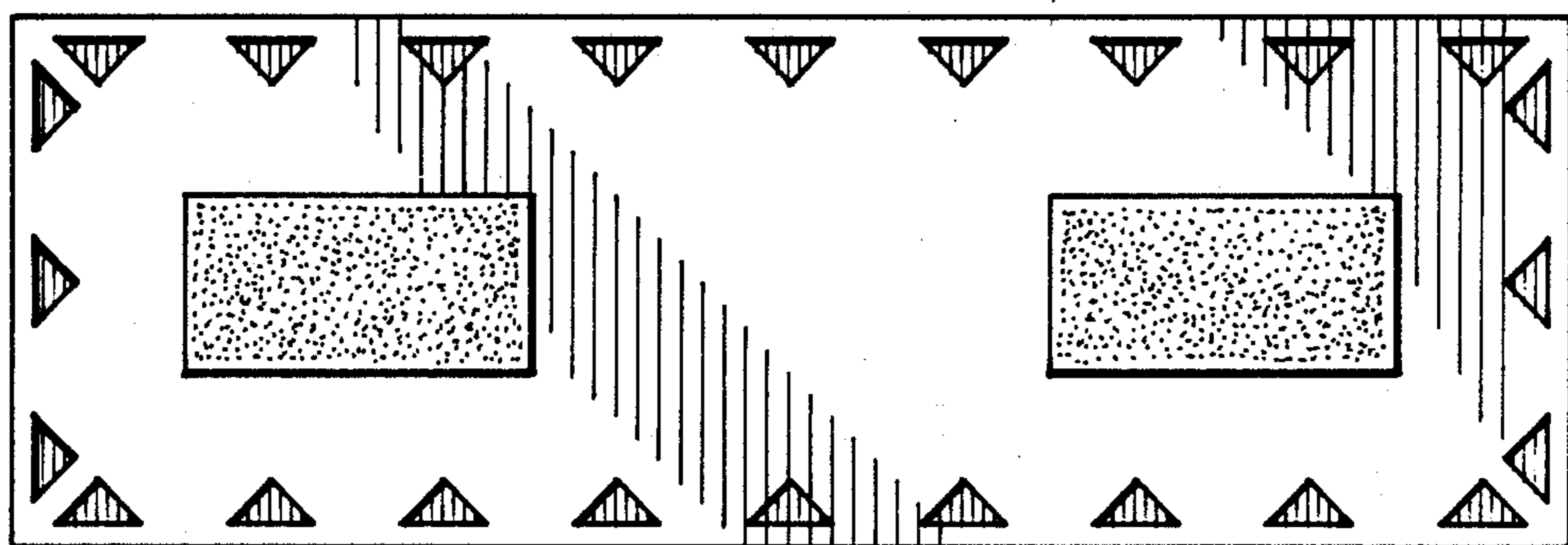


Fig. 2

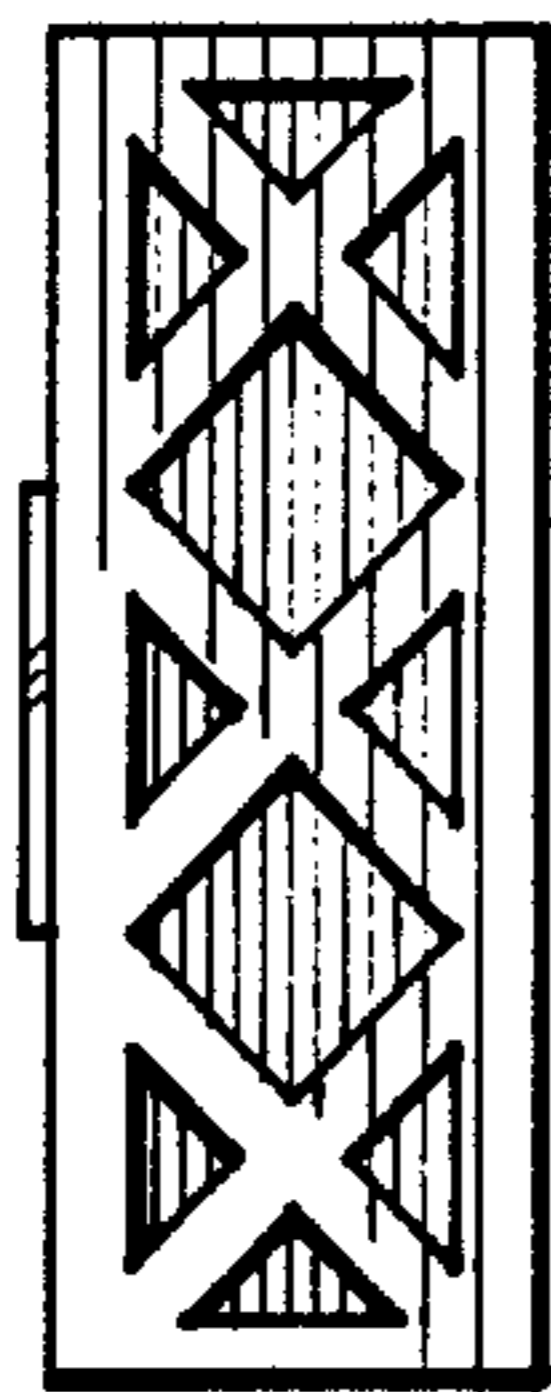


Fig. 3




Fig. 4




Fig. 5




Fig. 6