

[54] TELESCOPING AUTOMOBILE DOOR GUARD

[76] Inventor: Wayne E. Bailey, P.O. Box 4, Woodbridge, Va. 22194-0004

[\*\*] Term: 14 Years

[21] Appl. No.: 257,301

[22] Filed: Oct. 13, 1988

Related U.S. Application Data

[63] Continuation-in-part of Ser. No. 177,032, Apr. 4, 1988.

[52] U.S. Cl. .... D12/167

[58] Field of Search ..... D12/190, 167; D25/136; 293/1, 126, 128; 428/31; 52/720, 721

References Cited

U.S. PATENT DOCUMENTS

- D. 217,959 7/1970 Bott ..... D12/190
- 3,506,294 4/1970 Newman ..... 293/128
- 3,659,887 5/1972 Marquette ..... D12/190

- 3,752,521 8/1973 Lafebre ..... 293/128
- 4,220,365 9/1980 Foster et al. .... 293/128

Primary Examiner—James M. Gandy  
Attorney, Agent, or Firm—Richard C. Litman

[57] CLAIM

The ornamental design for a telescoping automobile door guard, as shown and described.

DESCRIPTION

FIG. 1 is a front elevation view of a telescoping automobile door guard illustrating my new design; FIG. 2 is a greatly enlarged left end elevation view thereof; FIG. 3 is a greatly enlarged right end elevation view thereof; FIG. 4 is an enlarged front elevation view thereof; FIG. 5 is an enlarged bottom plan view thereof; and FIG. 6 is an enlarged rear elevation view thereof. The broken line showing of a portion of an automobile in FIG. 1 of the drawing is for illustrative purposes only and forms no part of the claimed design.





FIG - 1

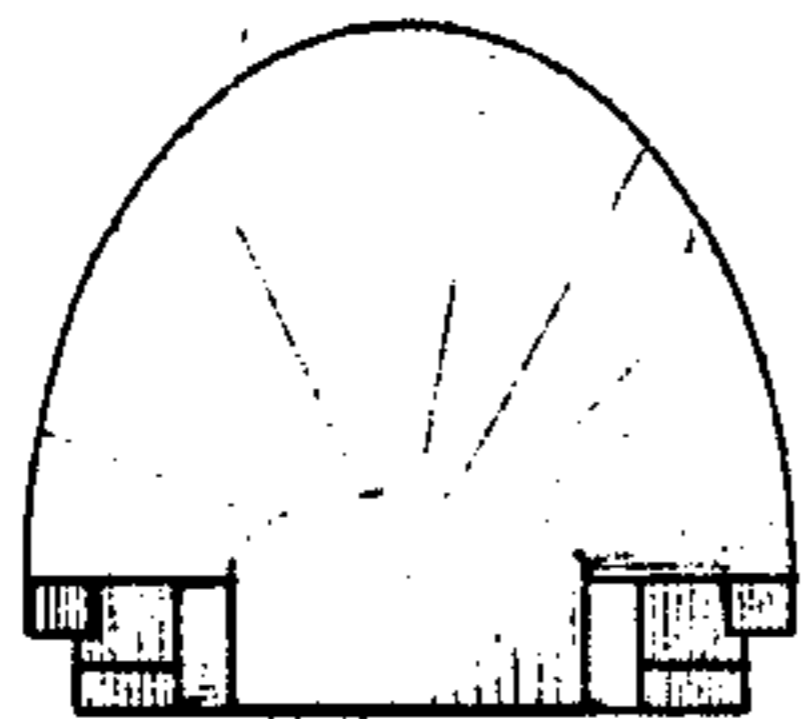
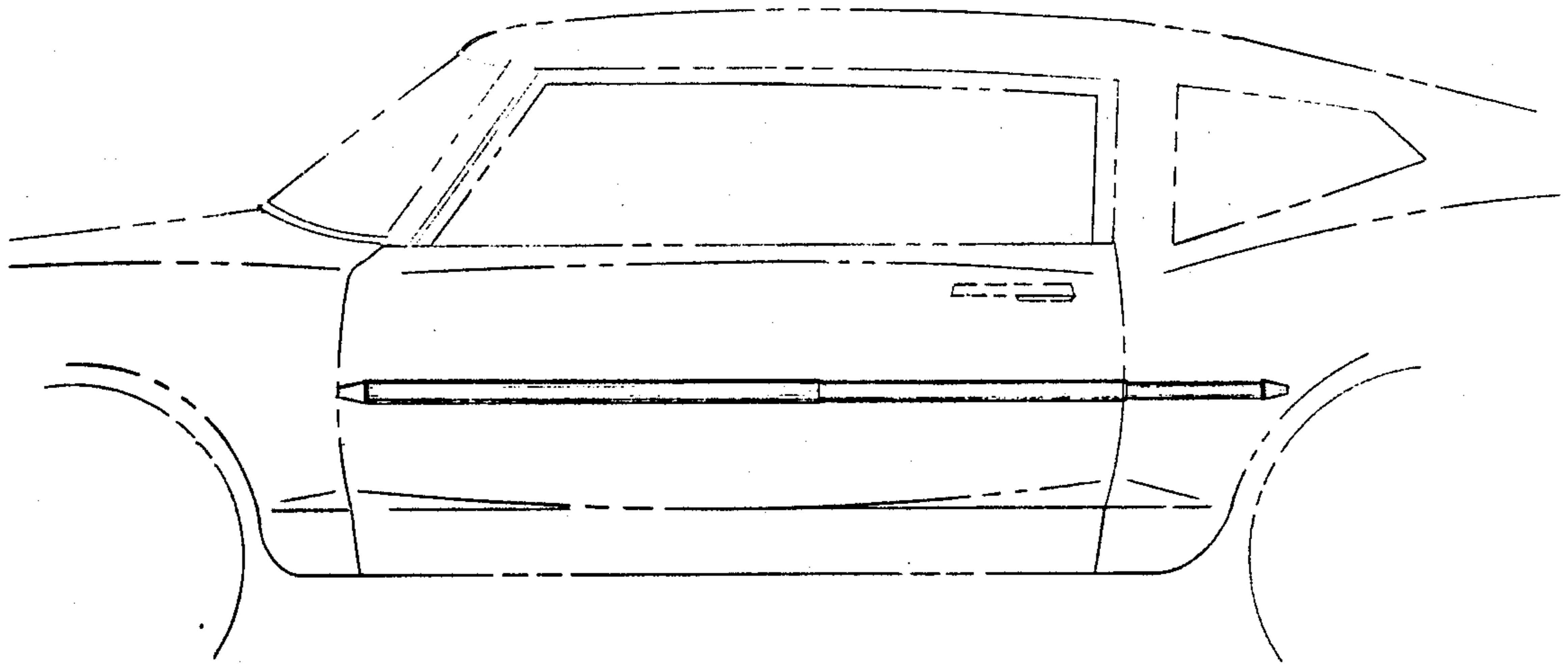


FIG - 2

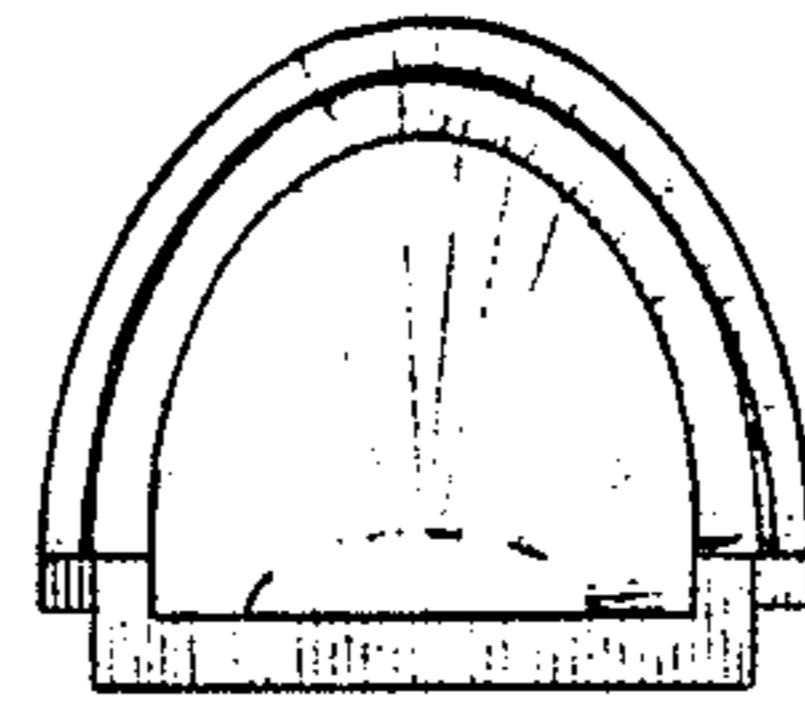


FIG - 3




FIG - 4




FIG - 5



FIG - 6