

[54] CARPENTER LEVEL

[75] Inventors: Andrew G. Butler, Palo Alto; Ronald Wisnia, Ben Lomond, both of Calif.

[73] Assignee: Wedge Innovations, Sunnyvale, Calif.

[**] Term: 14 Years

[21] Appl. No.: 94,535

[22] Filed: Sep. 9, 1987

[52] U.S. Cl. D10/69

[58] Field of Search D10/61, 65, 69; 33/290, 33/365, 366, 367, 370, 371, 377, 379, 381, 382, 332, 339, 403, 491; 364/556, 559

4,805,315 2/1989 Nesbitt 33/403 X
 4,839,833 6/1989 Parkiskari 33/491 X

FOREIGN PATENT DOCUMENTS

168150 1/1986 Japan 33/366
 88/10408 12/1988 World Int. Prop. O. 33/366

Primary Examiner—Nelson C. Holtje
 Assistant Examiner—Antoine D. Davis
 Attorney, Agent, or Firm—Fliesler, Dubb, Meyer & Lovejoy

[57] CLAIM

The ornamental design for a carpenter level, as shown and described.

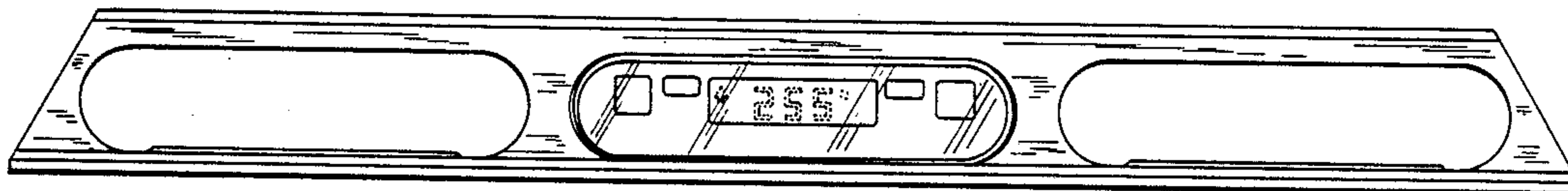
[56] References Cited

U.S. PATENT DOCUMENTS

Re. 32,962	6/1989	Tudek	33/366
D. 283,515	4/1986	Li	D10/71 X
D. 284,199	6/1986	Li	D10/71 X
D. 285,094	8/1986	Li	D10/71 X
825,934	7/1906	Pierson	33/483
1,463,375	7/1923	Shields	33/485
2,633,640	4/1953	Bucsko	D10/69 X
3,310,878	3/1967	Giba	33/483
3,861,052	1/1975	Siegfried	33/366
4,381,607	5/1983	Place	33/339 X
4,574,491	3/1986	Vining	33/366
4,625,423	12/1986	Sackett	33/366
4,648,185	3/1987	Brandimarte	33/485 X
4,716,534	12/1987	Baucom et al.	33/366 X

DESCRIPTION

FIG. 1 is a front elevational view of a carpenter level showing our new design;
 FIG. 2 is a top plan view;
 FIG. 3 is a bottom plan view;
 FIG. 4 is a rear elevational view;
 FIG. 5 is a right side elevational view;
 FIG. 6 is a left side elevational view;
 FIG. 7 is a front elevational view of an embodiment of FIGS. 1-6;
 FIG. 8 is a top plan view;
 FIG. 9 is a bottom plan view;
 FIG. 10 is a rear elevational view;
 FIG. 11 is a right side elevational view; and
 FIG. 12 is a left side elevational view thereof.



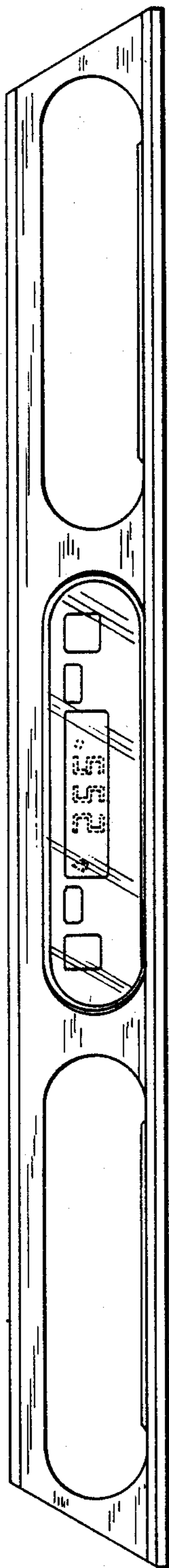


FIG.—1

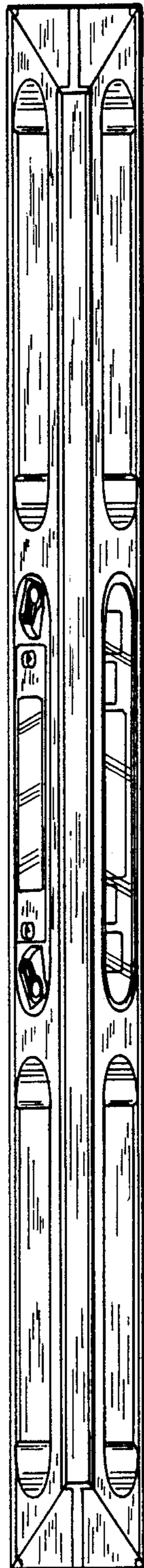


FIG.—2

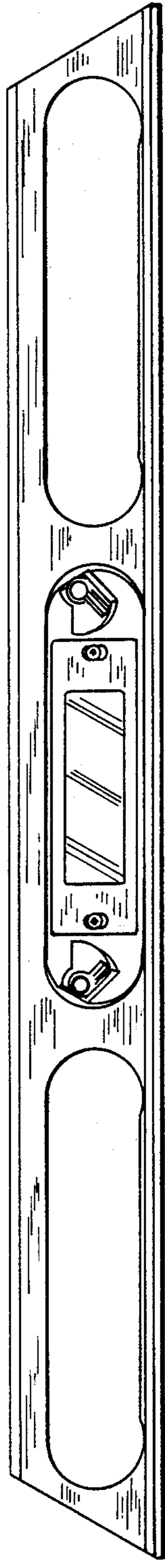


FIG.—4




FIG.—3

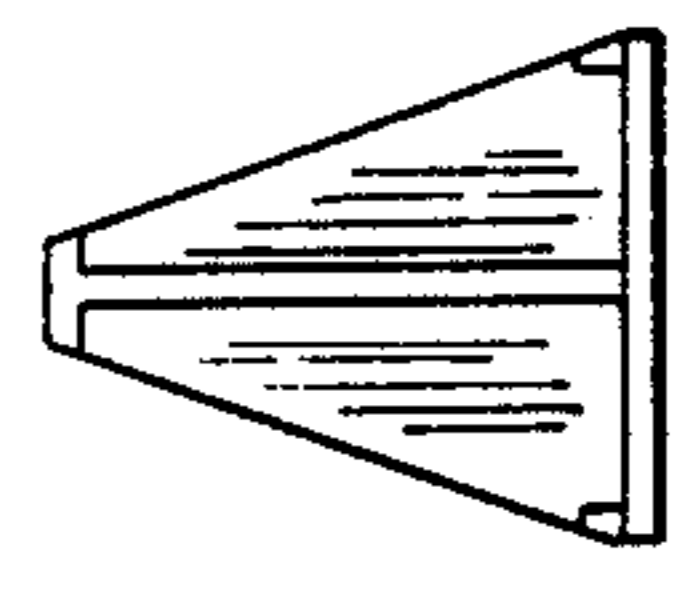


FIG.—5

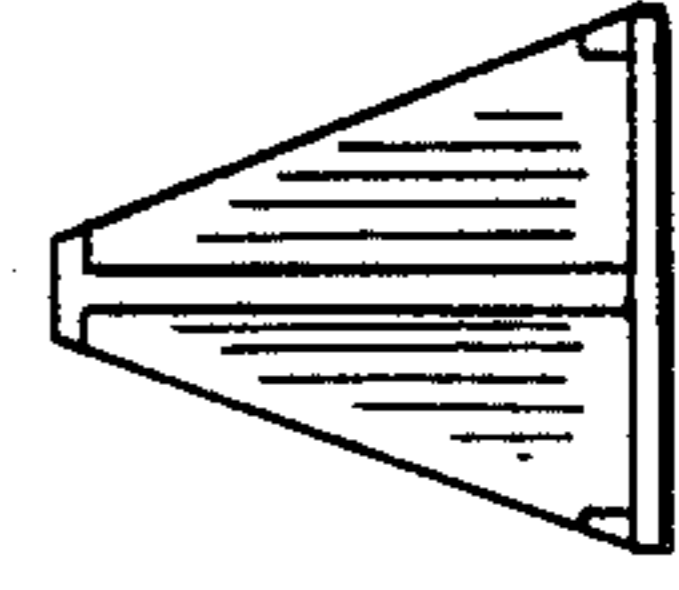


FIG.—6

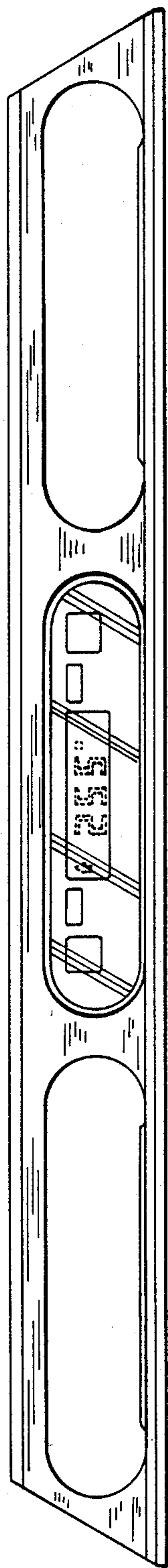


FIG.—7



FIG.—8

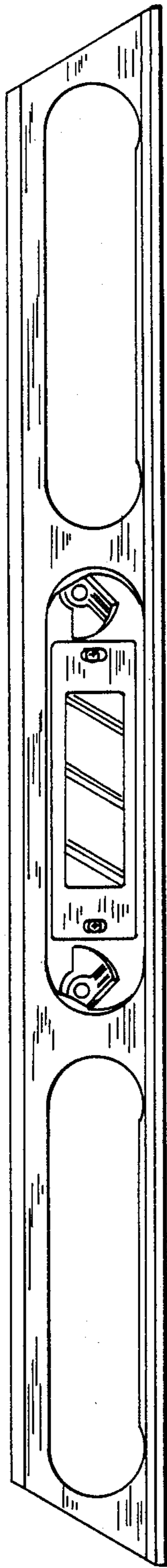


FIG.—10




FIG.—9



FIG.—11




FIG.—12