

[54] CUTTING TOOL

[76] Inventor: David Zimet, 187 E. 4th St., #3J, New York, N.Y. 10009

[**] Term: 14 Years

[21] Appl. No.: 104,013

[22] Filed: Oct. 2, 1987

[52] U.S. Cl. D8/98; D32/46

[58] Field of Search D9/339-340; D32/35, 40, 46, 48-49; 30/329, 169, 172, 330-339; 206/352-360, 208; D8/98-99

[56] References Cited

U.S. PATENT DOCUMENTS

D. 233,506	11/1974	Rey et al.	D9/339
D. 235,247	6/1975	Braginetz	D9/340
D. 238,252	12/1975	Meshulam	D9/340
D. 289,254	4/1987	Brown	D8/98
2,027,964	1/1936	Delbon	30/331

2,732,933 1/1956 Lewis 206/208
3,921,289 11/1975 Hasegawa D8/99 X

Primary Examiner—Wallace R. Burke
Assistant Examiner—Lavone D. Tabor
Attorney, Agent, or Firm—Stanley J. Yavner

[57] CLAIM

The ornamental design for a cutting tool, as shown and described.

DESCRIPTION

FIG. 1 is a front elevational view of a cutting tool embodying my new design;
FIG. 2 is a rear elevational view thereof;
FIG. 3 is a top plan view thereof;
FIG. 4 is a bottom plan view thereof;
FIG. 5 is a left side elevational view thereof;
FIG. 6 is a right side elevational view thereof; and
FIG. 7 is a top, front and left side perspective view thereof.




FIG. 1

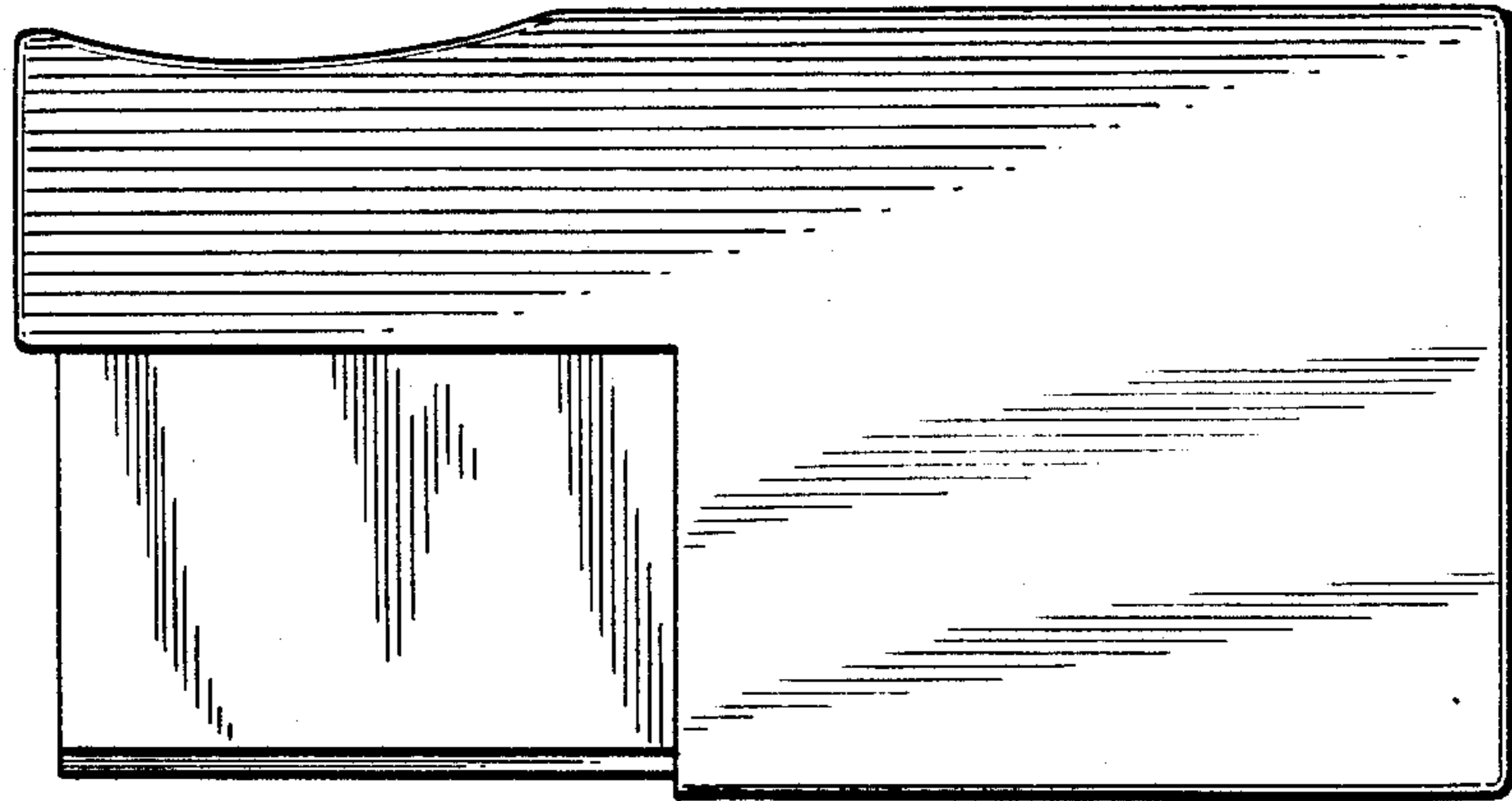


FIG. 2

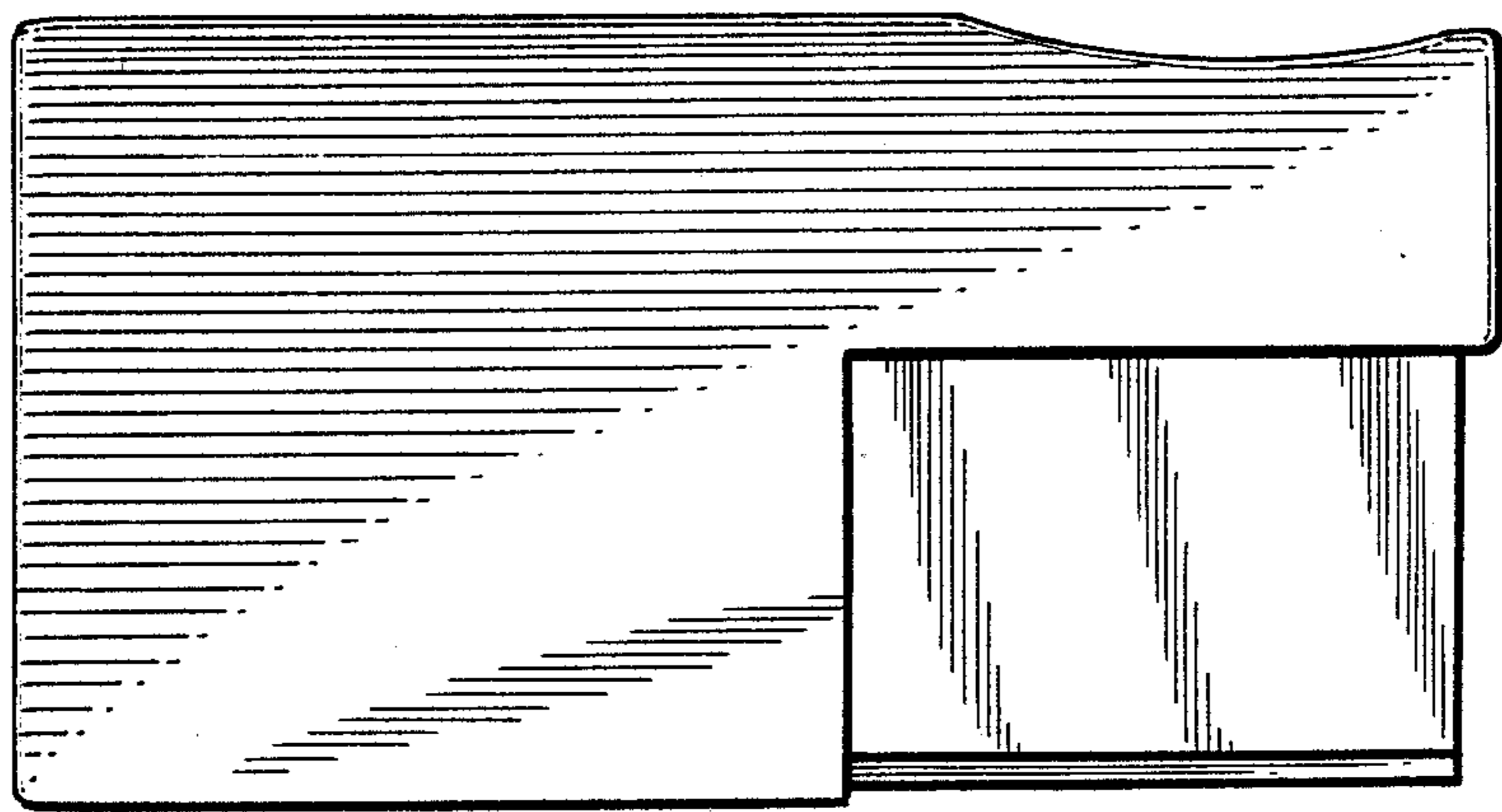


FIG. 3




FIG. 4

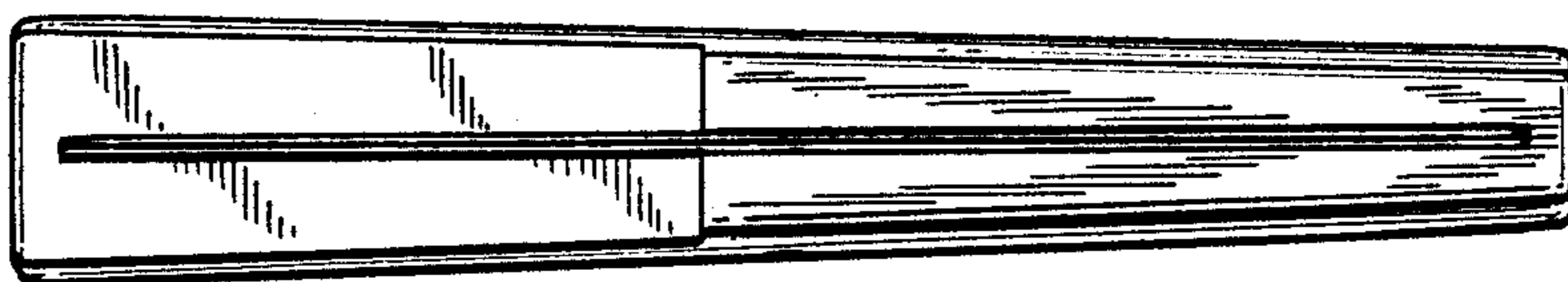


FIG. 5




FIG. 6




FIG. 7

