

[54] **BACK REST CUSHION**

4,752,982 6/1988 Jones et al. 5/432 X
4,835,801 6/1989 Walpin et al. 5/436 X

[76] Inventors: **Robert F. Clark**, 180 George Street,
Rockwood, Ontario; **Hugh A. Smythe**, 2 Heathbridge Park,
Toronto, Ontario, both of Canada

Primary Examiner—Wallace R. Burke
Assistant Examiner—Brian N. Vinson
Attorney, Agent, or Firm—Sim & McBurney

[**] Term: **14 Years**

[57] **CLAIM**

[21] Appl. No.: **25,864**

The ornamental design for a back rest cushion, as shown and described.

[22] Filed: **Mar. 16, 1987**

DESCRIPTION

[52] U.S. Cl. **D6/601**

[58] Field of Search D6/601; 5/431-432,
5/434, 436, 443


FIG. 1 is a front and right side perspective view of a back rest cushion showing our new design;
FIG. 2 is a front elevational view thereof;
FIG. 3 is a right side elevational view thereof, the left side being a mirror image of that shown;
FIG. 4 is a rear elevational view thereof;
FIG. 5 is a top plan view thereof; and
FIG. 6 is a bottom plan view thereof.

[56] **References Cited**

U.S. PATENT DOCUMENTS

D. 282,990 3/1986 Sims et al. D6/601 X
4,471,993 9/1984 Watson 5/432 X
4,535,495 8/1985 Oldfield 5/432
4,597,386 7/1986 Goldstein 5/432 X

The cross-hatching employed throughout the views is understood to represent a conventional fabric material.



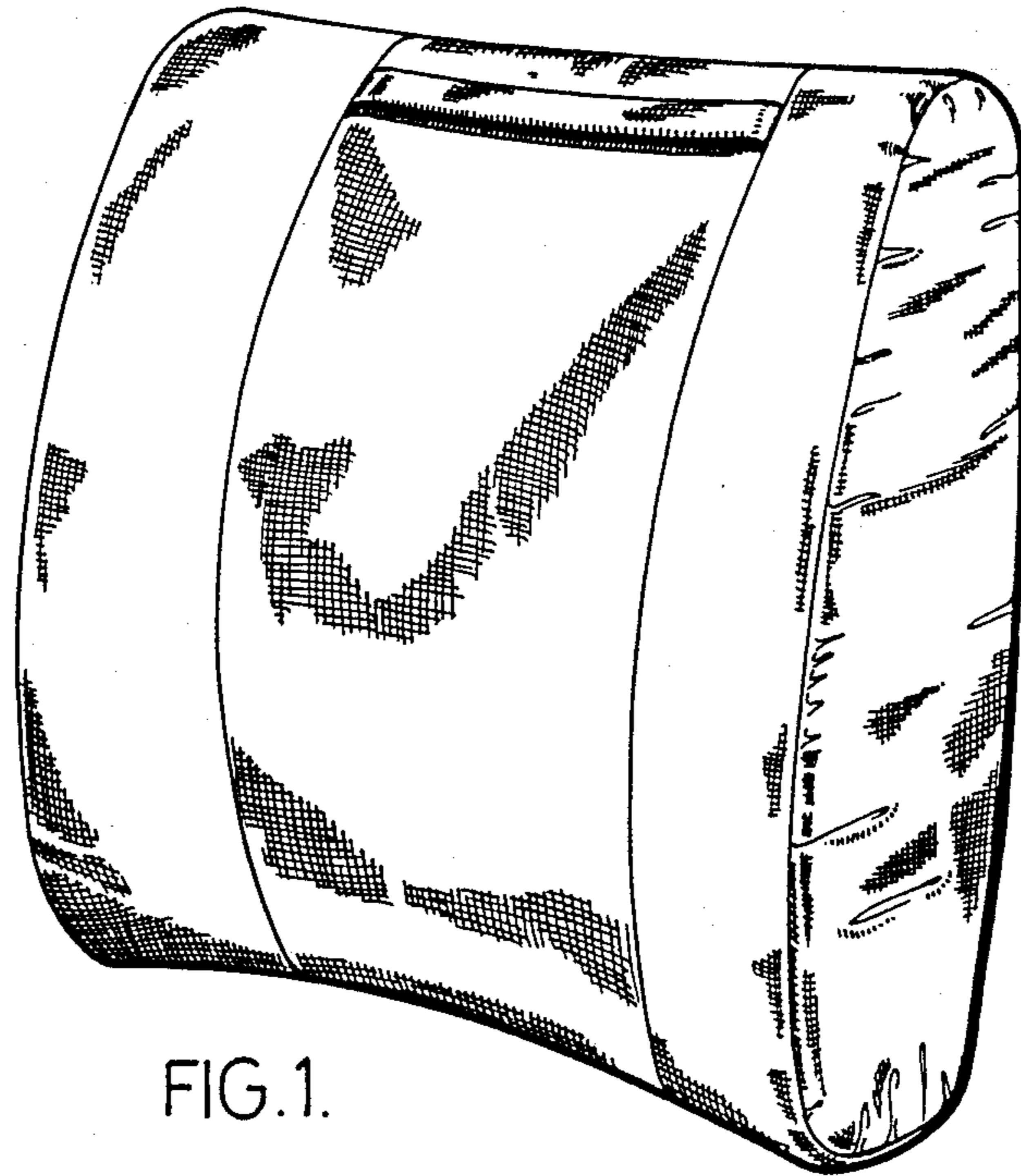


FIG. 1.

FIG. 2.





FIG. 3.






FIG. 4.




FIG. 5.




FIG. 6.