

[54] TAPE CARTRIDGE HOLDER

[75] Inventors: Macy J. Price, Golden; Macy J. Price, Jr., Broomfield; Mack E. Johnson, Arvada, all of Colo.

[73] Assignee: Engineered Data Products, Inc., Broomfield, Colo.

[**] Term: 14 Years

[21] Appl. No.: 56,749

[22] Filed: Jun. 1, 1987

[52] U.S. Cl. D6/407; 294/161; D3/35

[58] Field of Search D3/35; D6/407, 411, D6/458, 415, 510; 206/564; 211/13, 40, 41, 59.1, 126, 131, 163, 181, 133, 182; 312/10

[56] References Cited

U.S. PATENT DOCUMENTS

D. 287,426	12/1986	Godfrey	D3/35
3,811,745	5/1974	Cylke	312/319 X
3,995,921	12/1976	Ackeret	312/333 X
4,239,109	12/1980	Nielsen et al.	.	
4,269,461	5/1981	Roach, Jr.	206/564 X
4,620,740	11/1986	Kinzig	312/10 X

4,688,860	8/1987	Accumanno et al.	.	
4,709,815	12/1987	Price et al.	211/40 X

FOREIGN PATENT DOCUMENTS

2236661	2/1974	Fed. Rep. of Germany	.	
2433570	1/1976	Fed. Rep. of Germany	.	
7521862	2/1977	France	.	
2041726	9/1980	United Kingdom	211/41

OTHER PUBLICATIONS

IBM Technical Disclosure Bulletin, May 1974, vol. 16, No. 12, pp. 3839-3840.

Primary Examiner—Bruce W. Dunkins
Assistant Examiner—Janice Seeger
Attorney, Agent, or Firm—Klaas & Law

[57] CLAIM

The ornamental design for a tape cartridge holder, as shown and described.

DESCRIPTION

FIG. 1 is a top perspective view of a tape cartridge holder showing our new design; FIG. 2 is a front elevational view thereof with the rear elevational view being a mirror image thereof; FIG. 3 is a top plan view thereof; and FIG. 4 is a bottom plan view thereof.

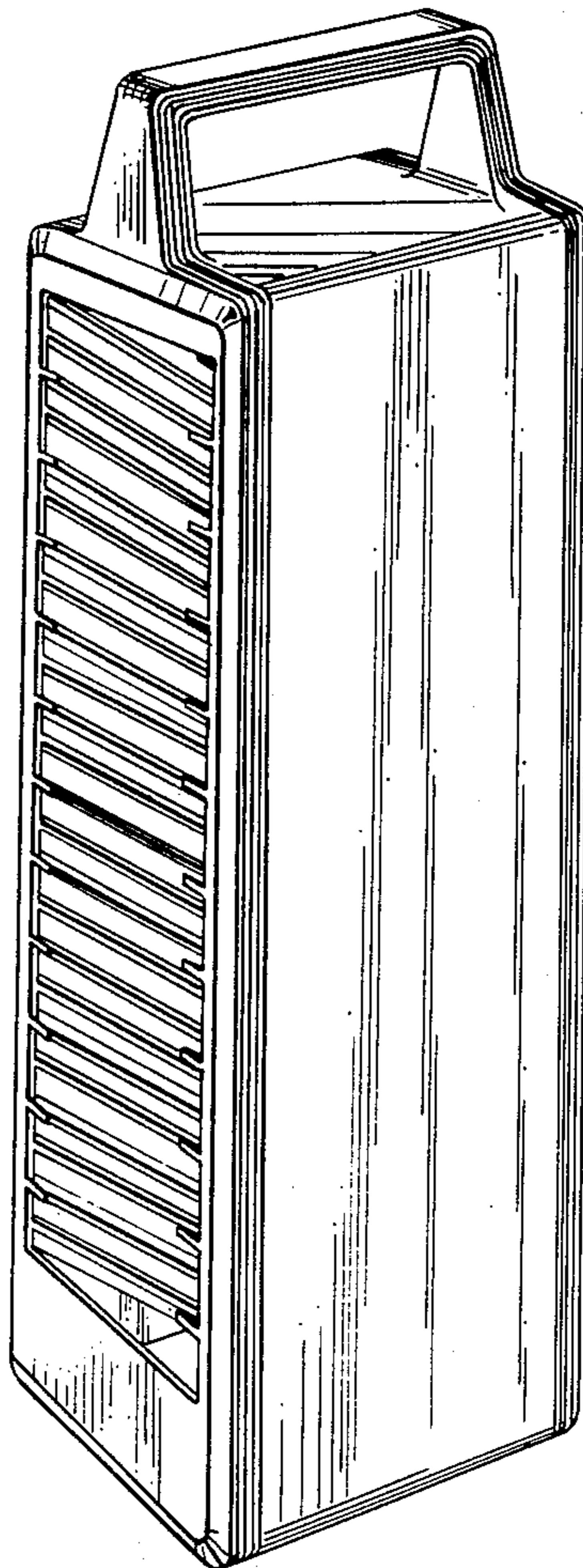


FIG. 1.

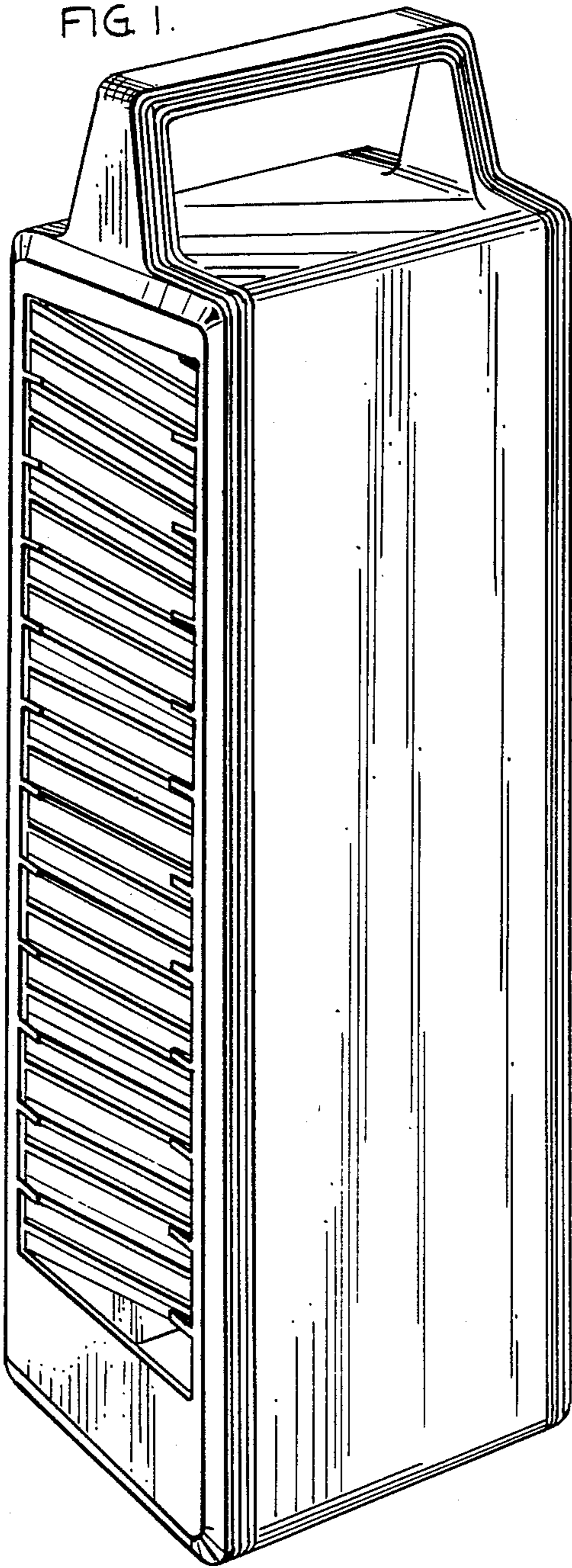


FIG. 2.

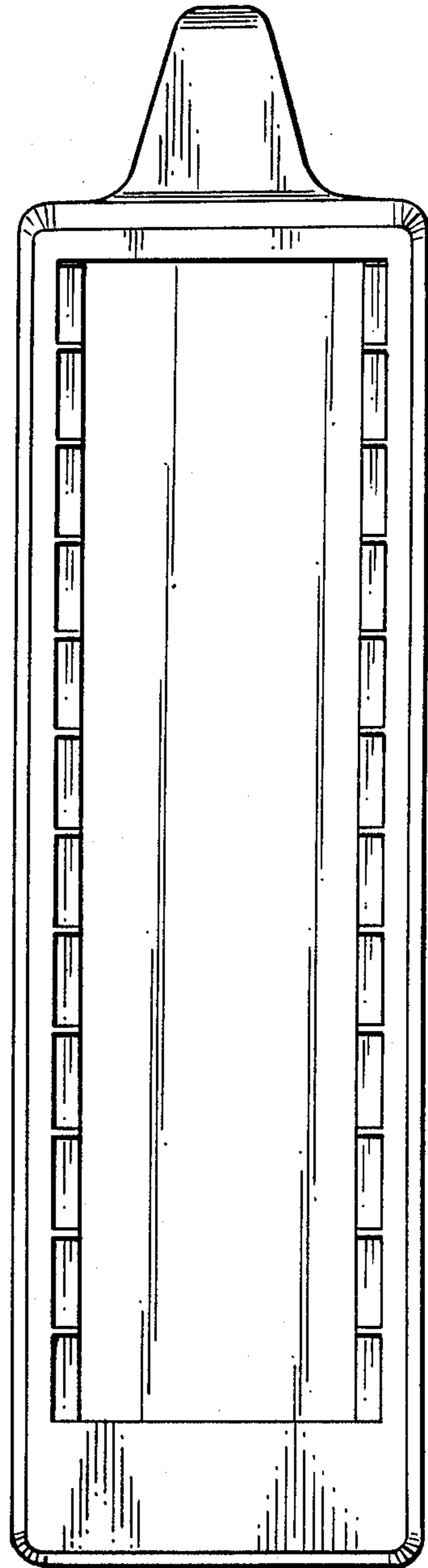


FIG. 3




FIG. 4.

