

[54] EMBOSSED ACOUSTICAL CEILING PANEL

[75] Inventor: Theodore E. Hillman, Cloquet, Minn.

[73] Assignee: USG Interiors, Inc., Chicago, Ill.

[**] Term: 14 Years

[21] Appl. No.: 26,885

[22] Filed: Mar. 17, 1987

[52] U.S. Cl. D25/138

[58] Field of Search D25/138-163;
181/284, 288, 293

[56] References Cited

U.S. PATENT DOCUMENTS

D. 18,689	10/1888	Koskul	D25/160
D. 21,825	8/1892	Deslauriers	D25/160
D. 215,588	10/1969	Hooton	D25/153 X
3,001,902	9/1961	Cooke et al.	D25/158 X
3,074,835	1/1963	Gordon	154/49
3,583,522	6/1971	Rohweder et al.	181/33
3,593,819	7/1971	Giraudeau	D25/158 X
3,920,872	11/1975	Ollinger	428/95
4,222,803	9/1980	Kent et al.	156/85
4,711,685	12/1987	Hillman	156/220

OTHER PUBLICATIONS

"Acoustone Chex & Checkmate" (United States Gypsum Co.), 1984, cover page.

"Auratone Designer Ceilings" (USG Acoustical Products Co.), 1984, cover et seq.

"Illusion Ceiling Series" (United States Gypsum Co.), 1981, cover et seq.

"Sound Control Ceilings by USG Acoustical Products Co., SA-905", 1987, cover, pp. 9, 23.

"Ceilings Product Information and Technical Data" (Armstrong World Industries, Inc.), 1986, pp. cover, 2, 6-8, 11, 16, 18, 19.

"Gildage 1860's", (Pinecrest), 1985, pp. 1-4.

Primary Examiner—A. Hugo Word

Assistant Examiner—Doris Clark

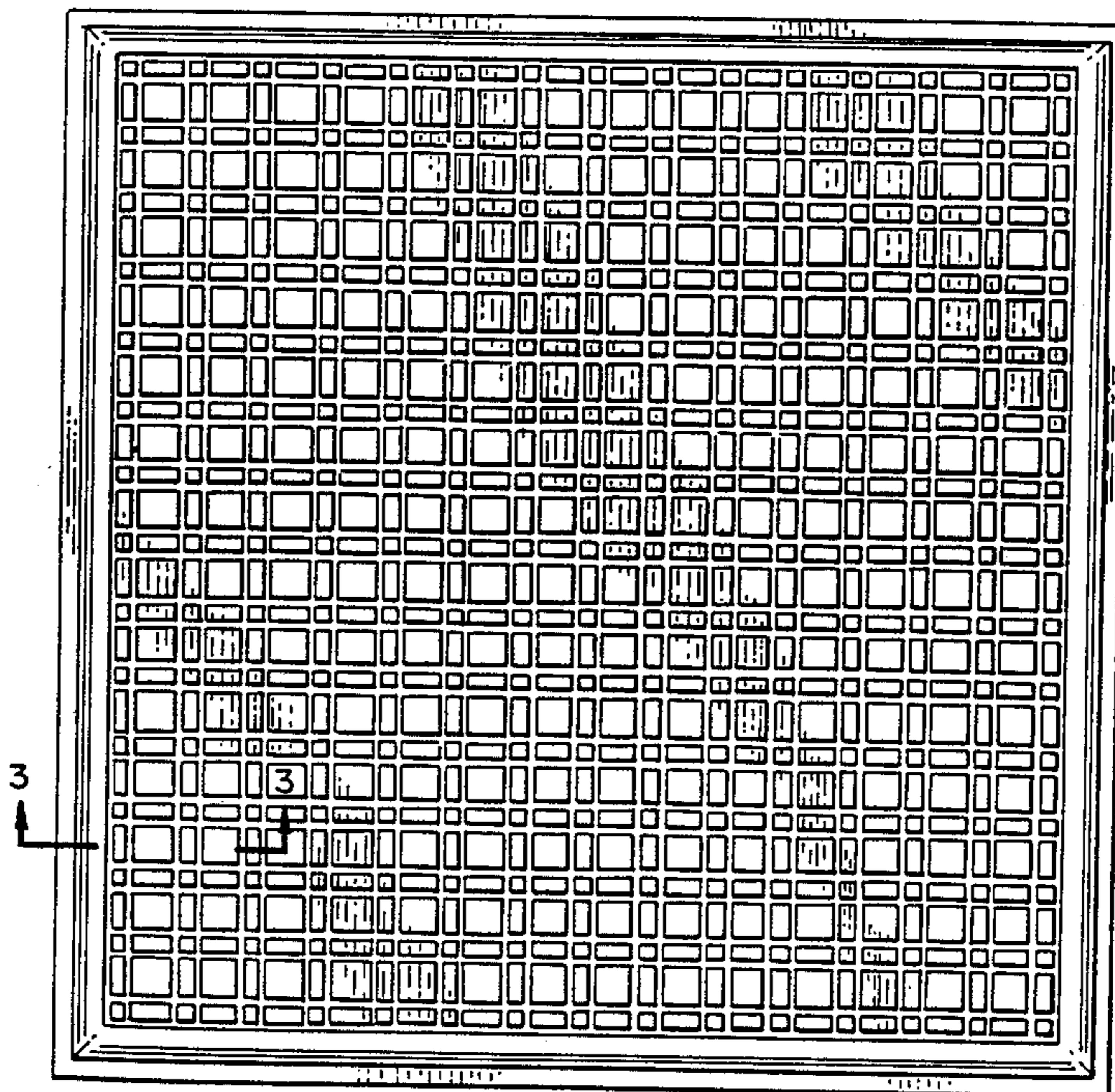
Attorney, Agent, or Firm—A. Lewis Worthem; Robert H. Robinson; John M. Lorenzen

[57] CLAIM

The ornamental design for an embossed acoustical ceiling panel, as shown and described.

DESCRIPTION

FIG. 1 is a top plan view of an embossed acoustical ceiling panel showing my new design; FIG. 2 is an end elevational view thereof; and FIG. 3 is a sectional view thereof taken on line 3—3 of FIG. 1.



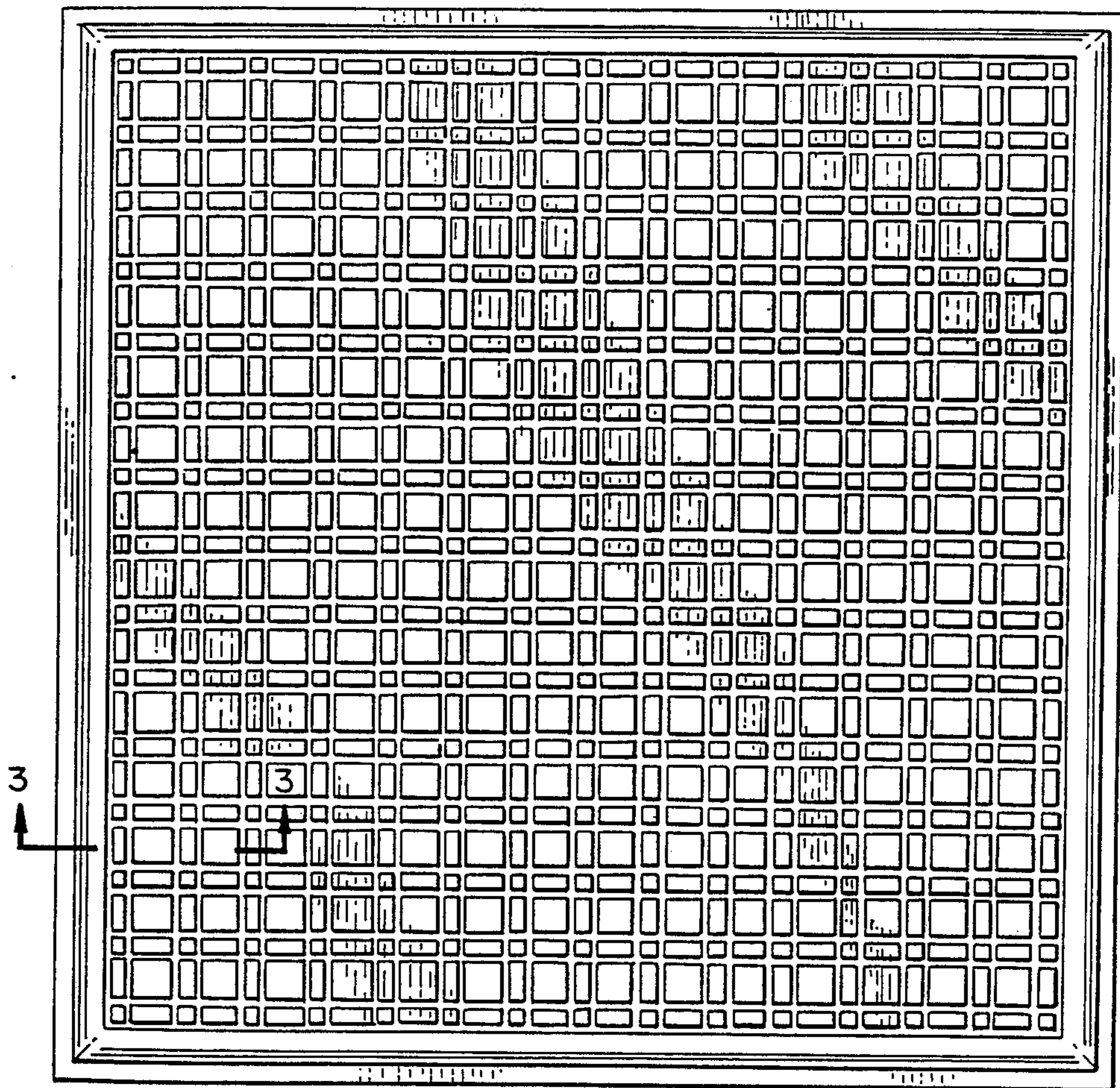


Fig. 1




Fig. 2

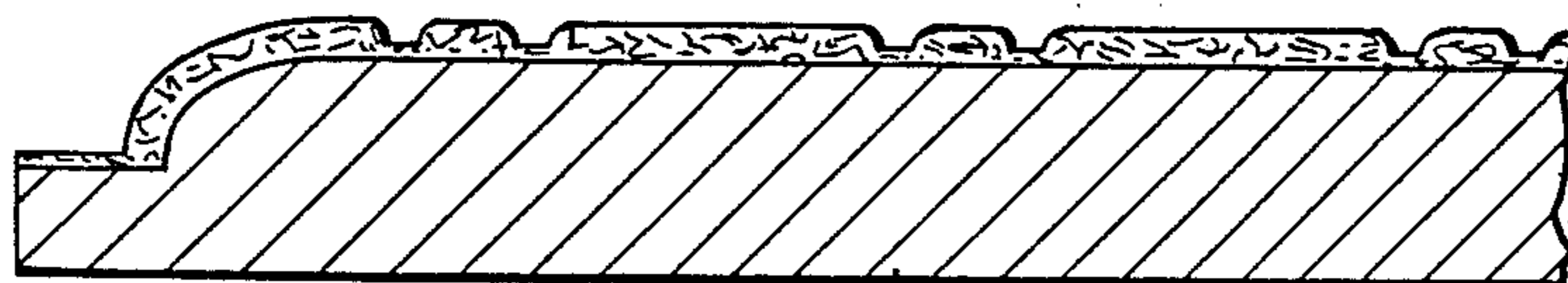


Fig. 3