

[54] DISPENSER HOUSING FOR THE RELEASE OF CHEMICALS INTO A TOILET BOWL BASIN

Primary Examiner—Wallace R. Burke
Assistant Examiner—Brian N. Vinson
Attorney, Agent, or Firm—Flynn, Thiel, Boutell & Tanis

[75] Inventors: Gregory W. Kapp, Coloma, Mich.;
Gregory D. Hughes, Tempe, Ariz.

[57] CLAIM

The ornamental design for a dispenser housing for the release of chemicals into a toilet bowl basin, as shown and described.

[73] Assignee: Innocorp Manufacturing, Inc.,
Coloma, Mich.

DESCRIPTION

[**] Term: 14 Years

FIG. 1 is a top, front and left side perspective view of a dispenser housing for the release of chemicals into a toilet bowl basin showing our new design;

[21] Appl. No.: 185,944

FIG. 2 is a top, front and right side perspective view thereof, with the front portion shown pivoted to an open position;

[22] Filed: Apr. 25, 1988

FIG. 3 is a front elevational view thereof;

[52] U.S. Cl. D23/208

FIG. 4 is a front elevational view thereof, with the front portion shown pivoted to an open position;

[58] Field of Search D23/207-208,
D23/361; D6/515; 4/222.24, 227-228, 231;
239/310; 222/54, 173, 180

FIG. 5 is a left side elevational view thereof;

[56] References Cited

U.S. PATENT DOCUMENTS

D. 249,355	9/1978	Blank	D23/208
D. 255,852	7/1980	Fogarty	D6/515
D. 292,605	11/1987	Shaer et al.	D23/208
D. 295,217	4/1988	Glucksman	D23/361 X
4,453,278	6/1984	Doggette et al.	4/228
4,459,710	7/1984	Keys et al.	4/228


FIG. 6 is a right side elevational view thereof;

FIG. 7 is a rear elevational view thereof;

FIG. 8 is a top plan view thereof; and

FIG. 9 is a bottom plan view thereof.

The broken-line showing of the chemical container is for illustrative purposes only and forms no part of the claimed invention.






FIG. 1

FIG. 2




FIG. 5

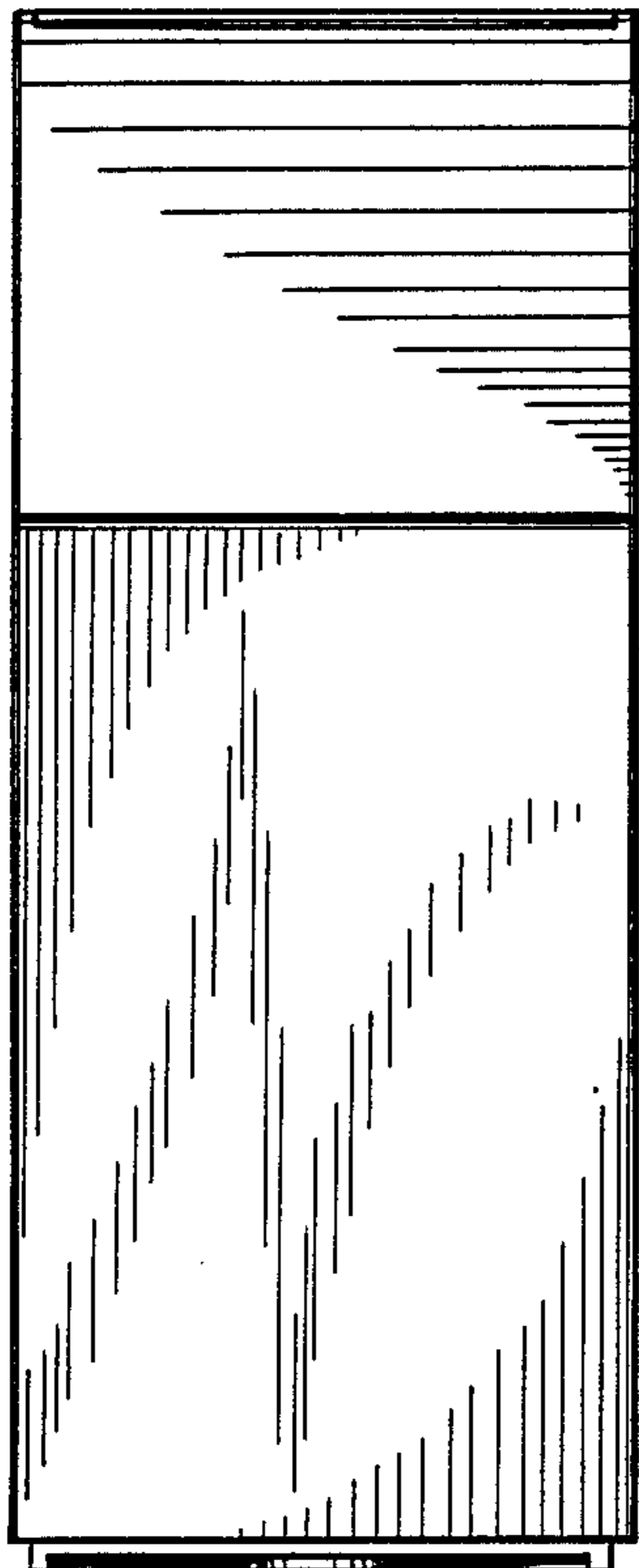


FIG. 3

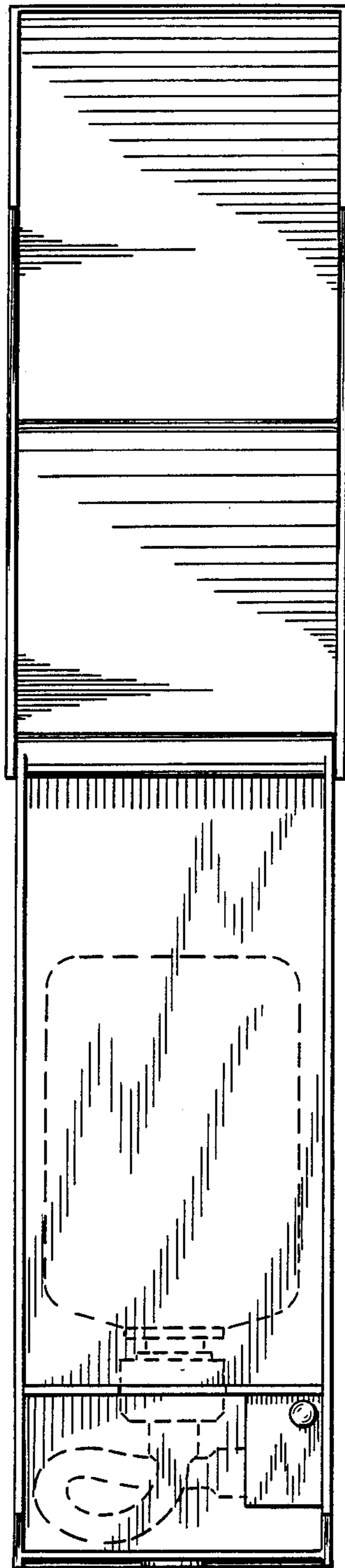


FIG. 4




FIG. 7



FIG. 6

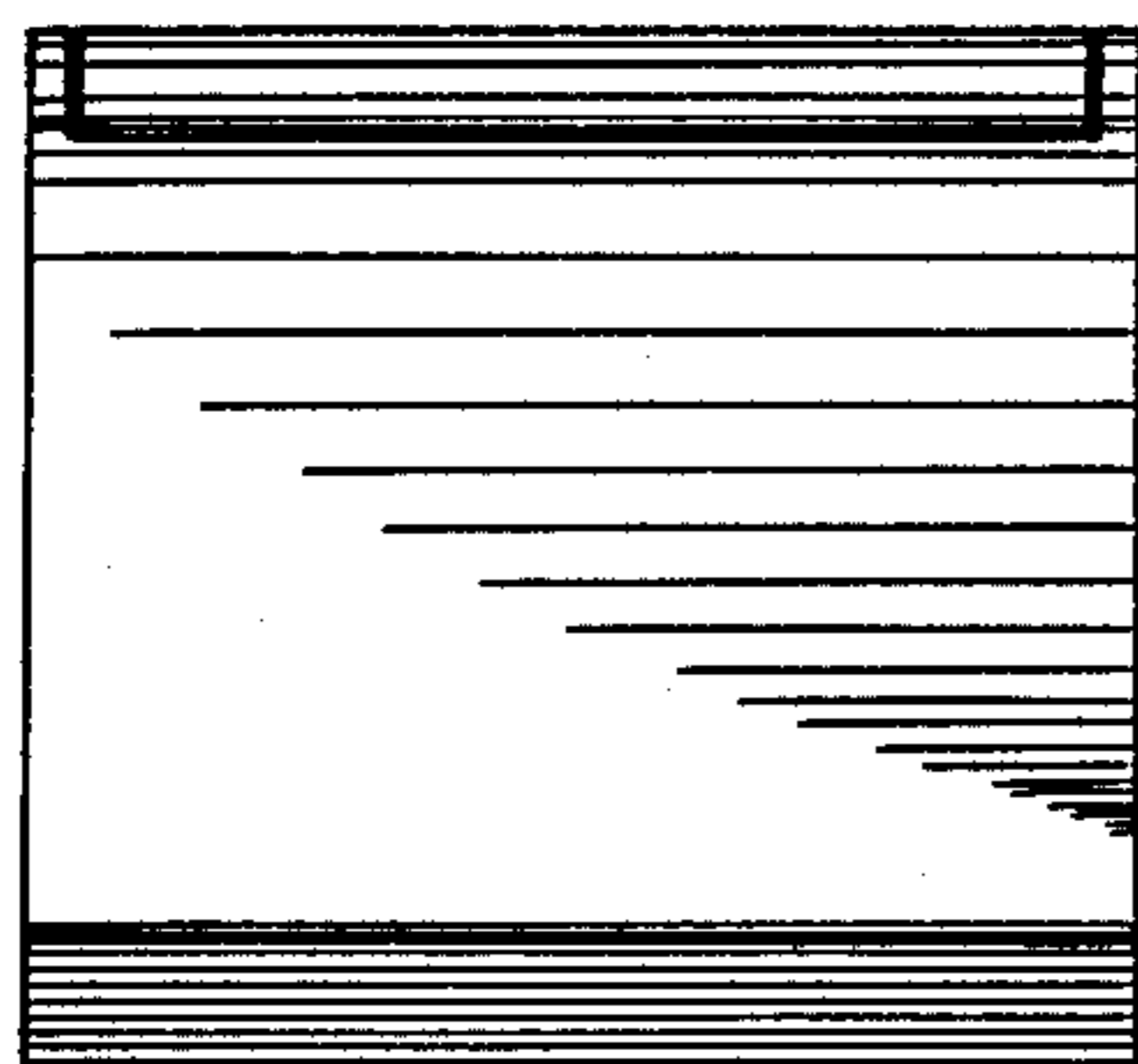


FIG. 8

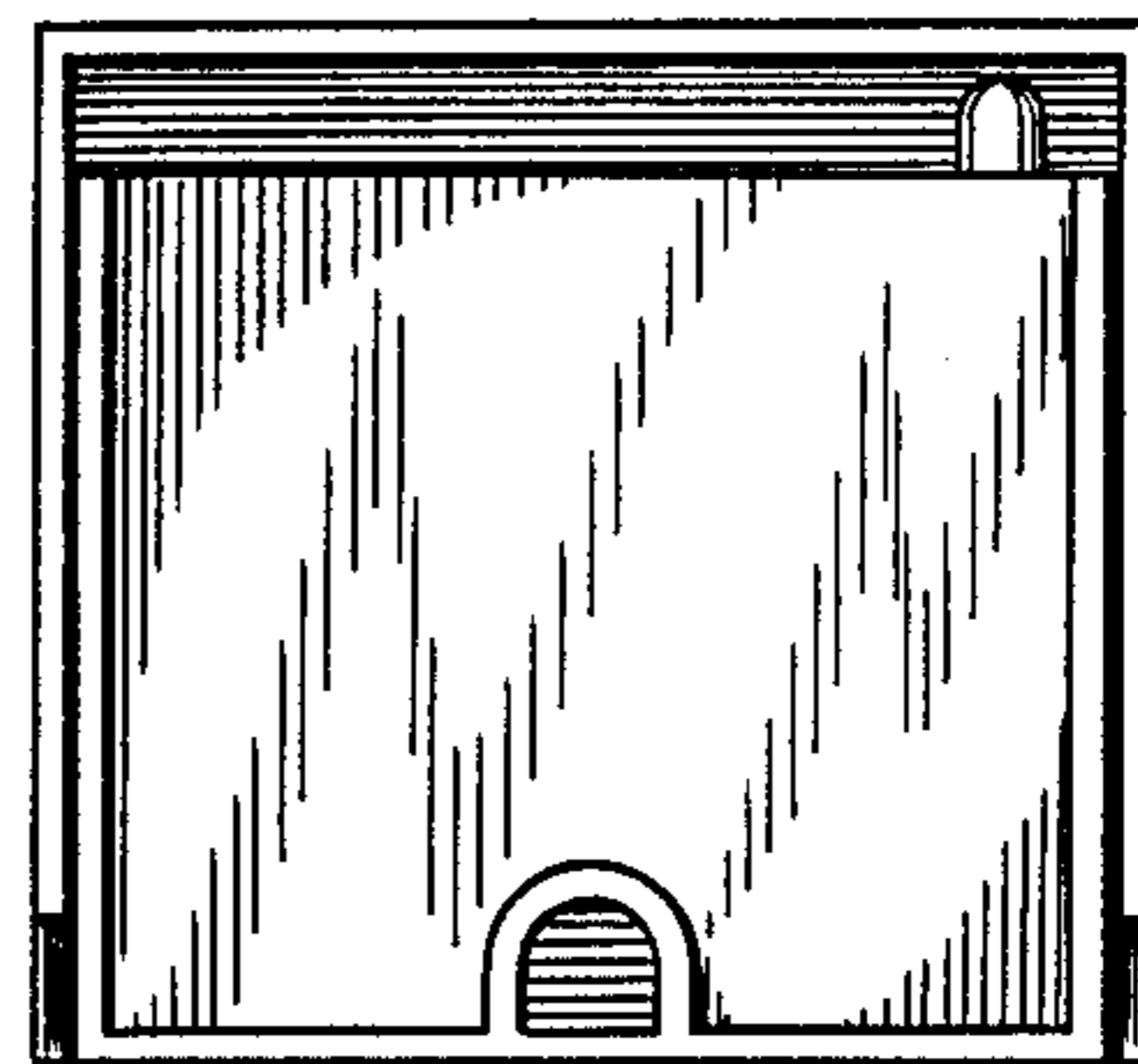


FIG. 9