

[54] **ELECTRONIC CALCULATOR**

[75] **Inventors: Masaji Sawada; Katsuhiko Iida; Toshiya Takahashi, all of Osaka, Japan**

[73] **Assignee: Sharp Corporation, Osaka, Japan**

[**] **Term: 14 Years**

[21] **Appl. No.: 130,735**

[22] **Filed: Dec. 9, 1987**

[30] **Foreign Application Priority Data**

Jun. 22, 1987 [JP] Japan 62-25574

[52] **U.S. Cl. D18/7**

[58] **Field of Search D18/1, 2, 6, 7, 11, D18/12; 340/365, 700; 364/706-710**

[56] **References Cited**

U.S. PATENT DOCUMENTS

D. 249,742 9/1978 Ohie D18/7

D. 258,894 4/1981 Kitai D18/7
D. 289,903 5/1987 Kikuchi et al. D18/7
D. 297,950 10/1988 Yubisui et al. D18/7

Primary Examiner—Nelson C. Holtje
Assistant Examiner—Caron D. Veynar
Attorney, Agent, or Firm—Flehr, Hohbach, Test, Albritton & Herbert

[57] **CLAIM**

The ornamental design for an electronic calculator, as shown and described.

DESCRIPTION

FIG. 1 is a top plan view of the electronic calculator showing our new design;

FIG. 2 is a bottom plan view thereof;


FIG. 3 is a front elevational view thereof;


FIG. 4 is a rear elevational view thereof;

FIG. 5 is a right side elevational view thereof;

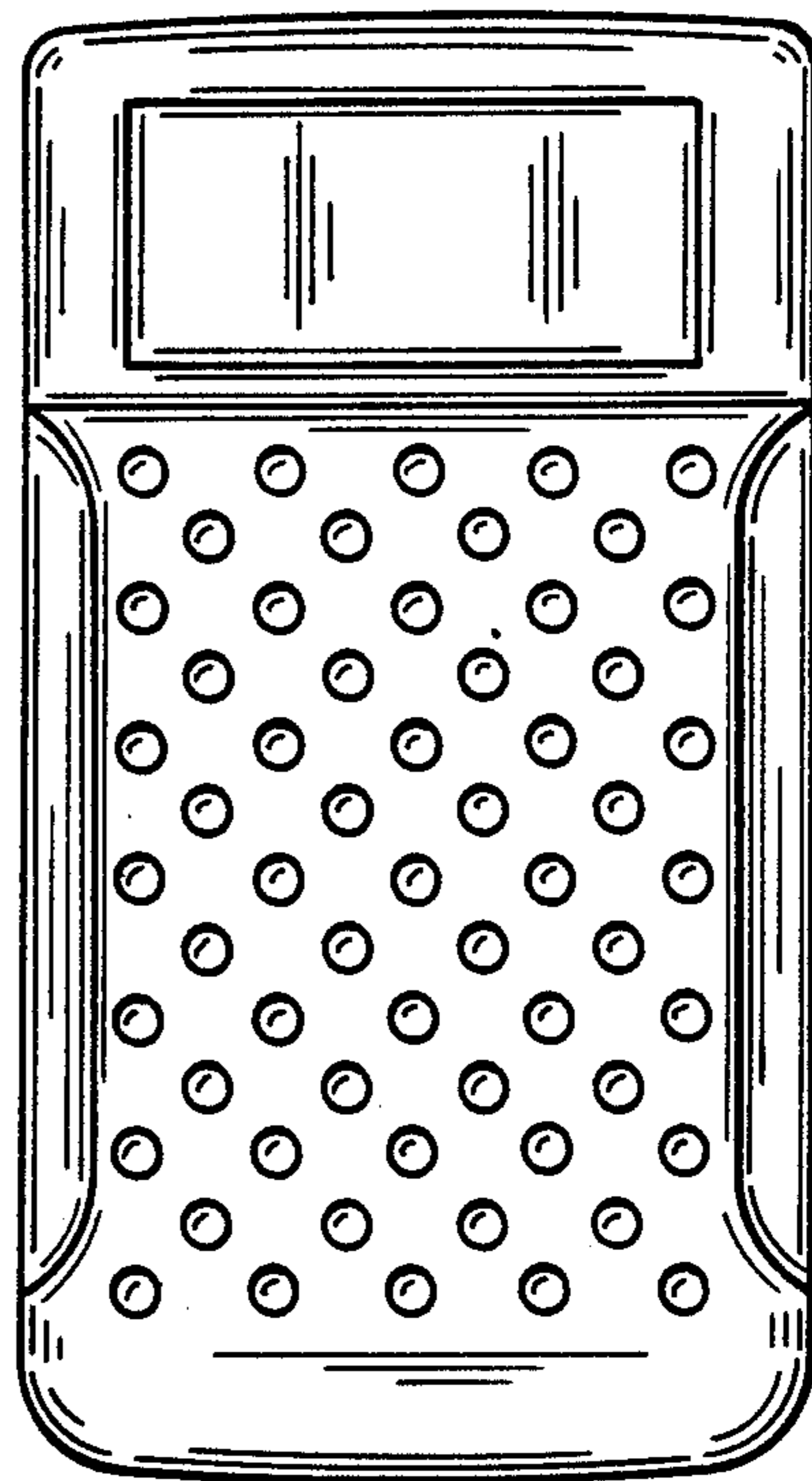
FIG. 6 is a left side elevational view thereof; and

FIG. 7 is a right, front perspective view thereof.







FIG_1




FIG_2



FIG_3



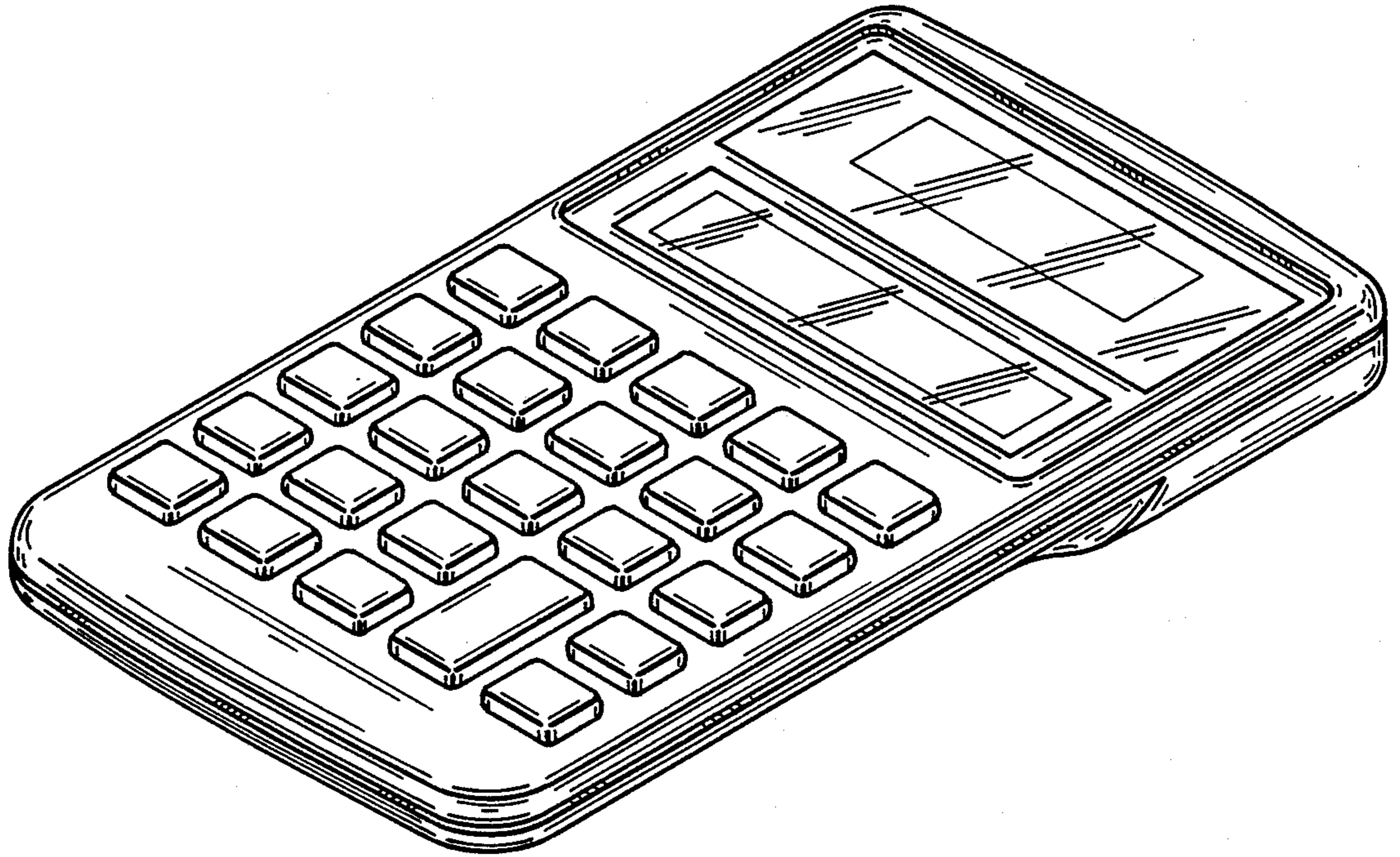
FIG_4



FIG_5



FIG_6



FIG_7