

[54] ELECTRONIC CALCULATOR WITH PRINTER

[75] Inventors: Hiroshi Sakaguchi; Masaki Kawamura, both of Osaka, Japan

[73] Assignee: Sharp Corporation, Osaka, Japan

[**] Term: 14 Years

[21] Appl. No.: 114,137

[22] Filed: Oct. 27, 1987

[30] Foreign Application Priority Data

May 8, 1987 [JP] Japan 62-18152

[52] U.S. Cl. D18/7

[58] Field of Search D18/1, 2, 6, 7, 11, D18/12; 340/365, 700; 364/706-710

[56] References Cited

U.S. PATENT DOCUMENTS

D. 263,968 4/1982 Hirata et al. D18/7

D. 279,108 6/1985 Sawada D18/7
D. 285,575 9/1986 Satake D18/7
D. 293,689 1/1988 Yubisui et al. D18/7
D. 294,370 2/1988 Yubisui et al. D18/7


Primary Examiner—Nelson C. Holtje
Assistant Examiner—Caron D. Veynar
Attorney, Agent, or Firm—Flehr, Hohbach, Test, Albritton & Herbert

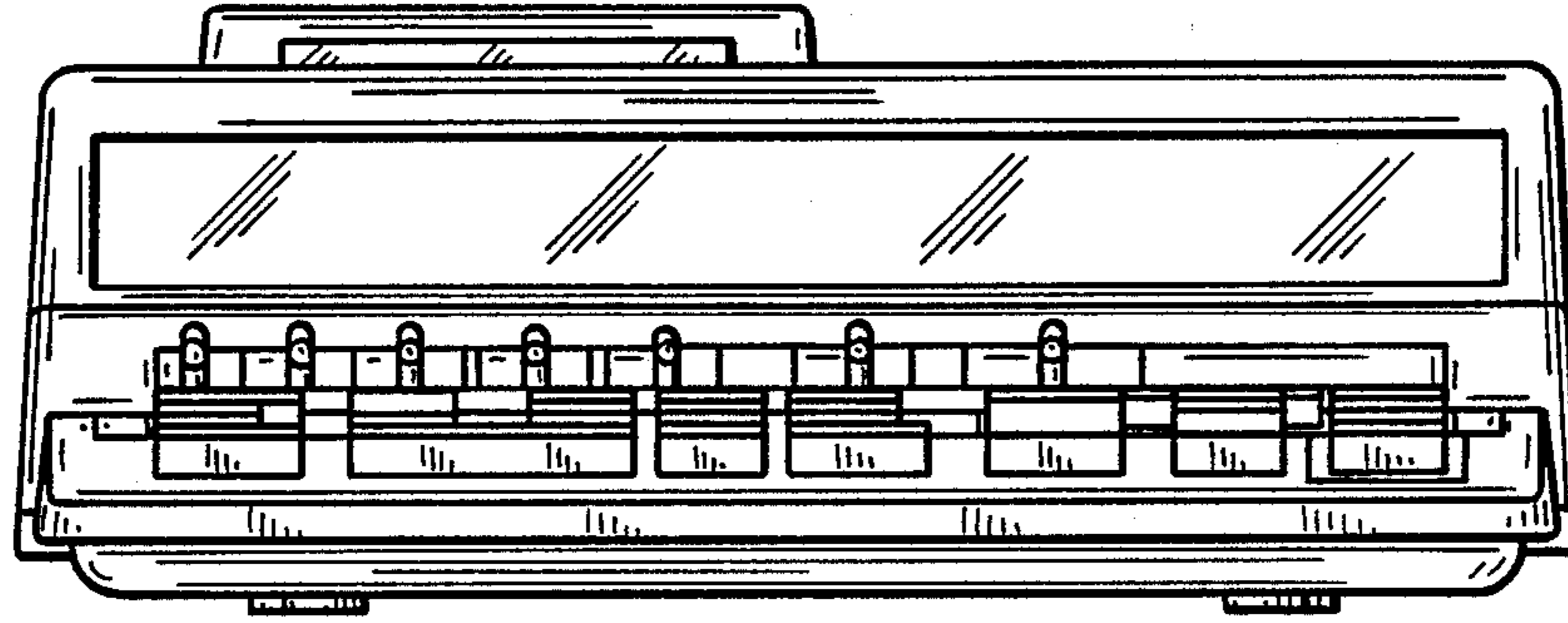
[57] CLAIM

The ornamental design for an electronic calculator with printer, as shown and described.


DESCRIPTION

FIG. 1 is a front elevational view of the electronic calculator with printer showing our new design; FIG. 2 is a rear elevational view thereof; FIG. 3 is a top plan view thereof; FIG. 4 is a bottom plan view thereof; FIG. 5 is a right side elevational view thereof; FIG. 6 is a left side elevational view thereof; and FIG. 7 is a right front perspective view thereof.

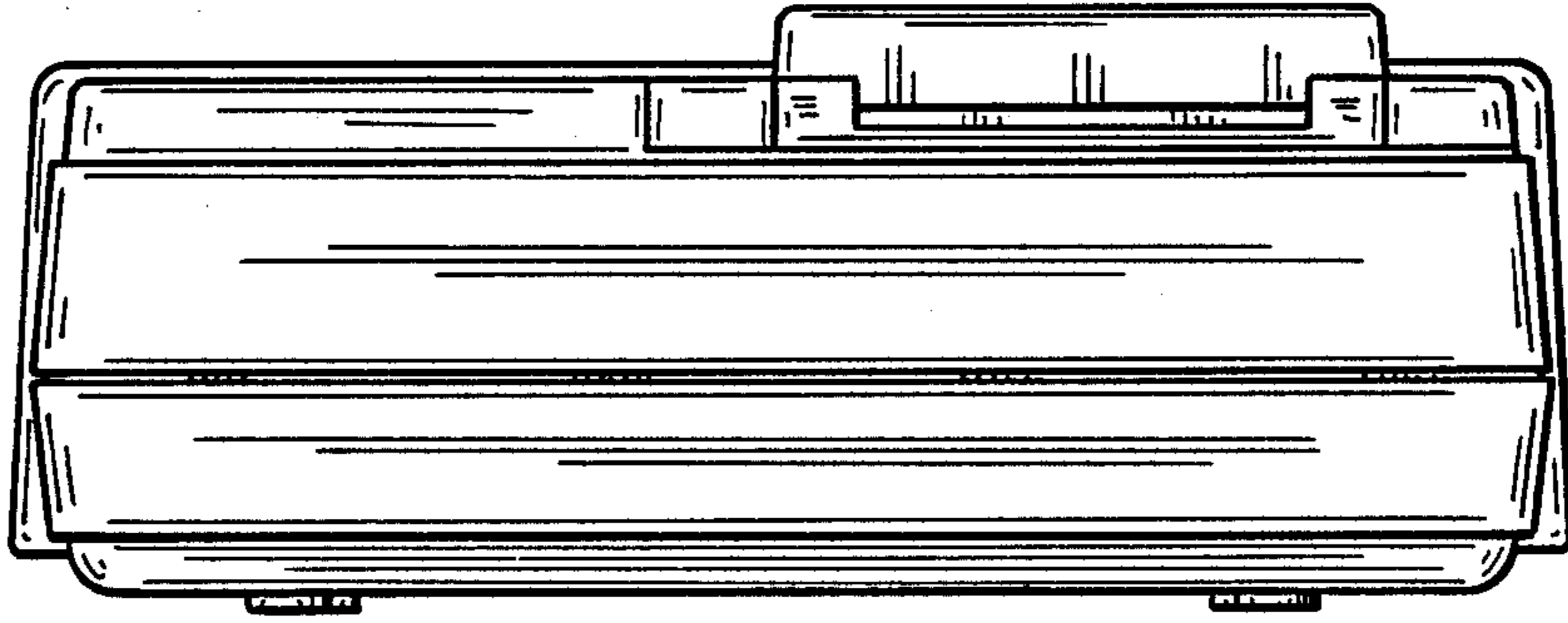




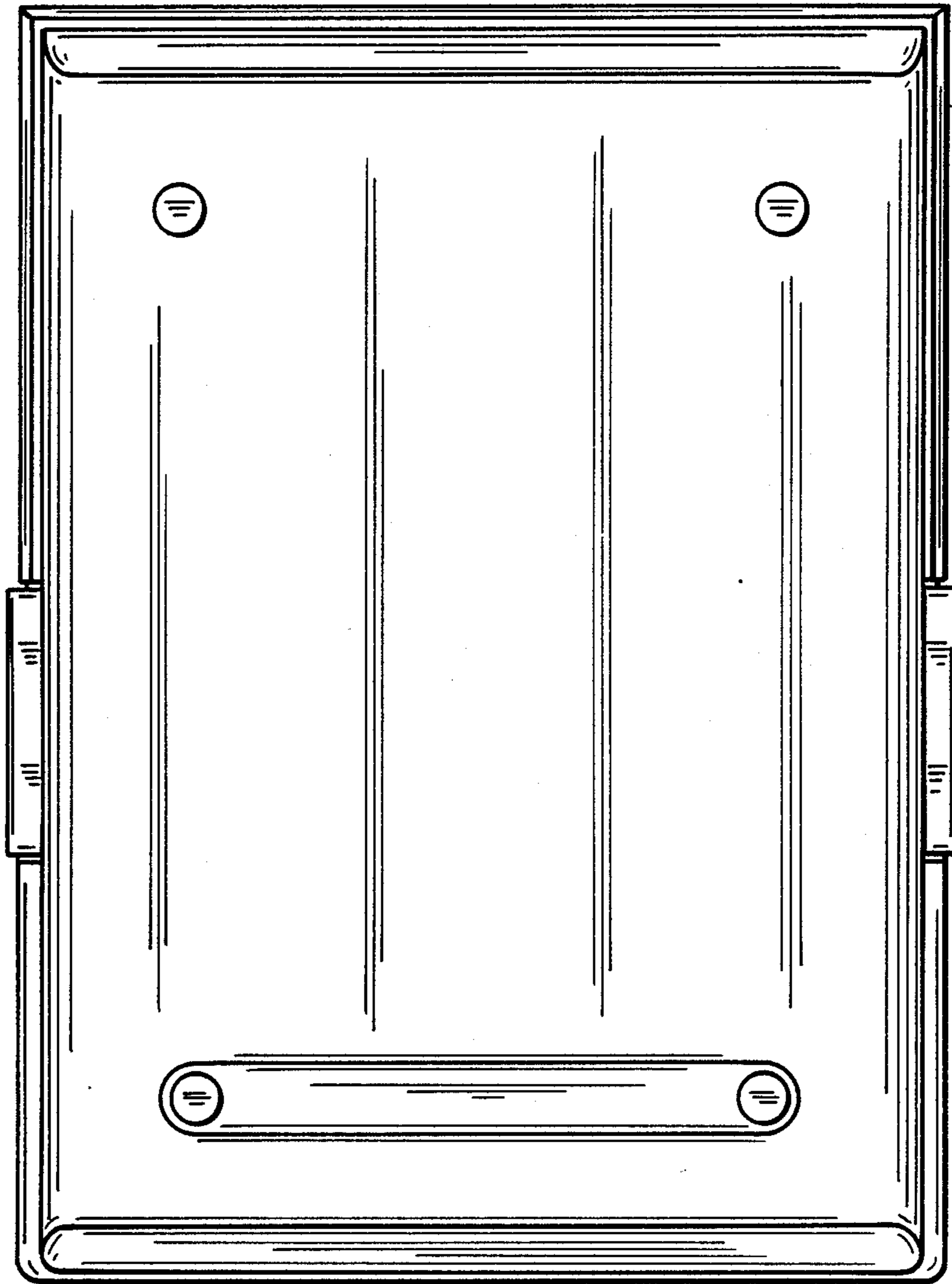
FIG_1



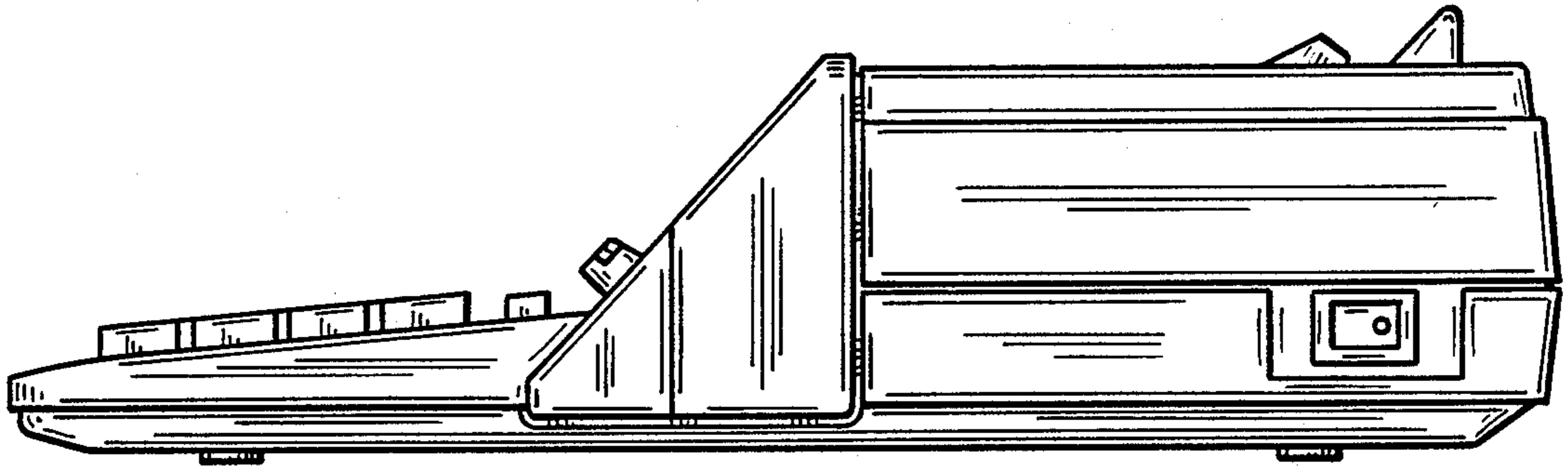
FIG_3




FIG_2




FIG_4



FIG_5



FIG_6



FIG_7