

[54] MICROWAVE OVEN

[75] Inventors: Hideo Nishikawa; Kenzo Okamoto, both of Osaka; Fumihiko Kitada, Neyagawashi, all of Japan

[73] Assignee: Imanishi Kinzoku Kogyo Kabushiki Kaisha, Osaka, Japan

[*] Notice: The portion of the term of this patent subsequent to Sep. 20, 2002 has been disclaimed.

[**] Term: 14 Years

[21] Appl. No.: 24,153

[22] Filed: Mar. 10, 1987

[30] Foreign Application Priority Data

Oct. 8, 1986 [JP] Japan 61-39568

[52] U.S. Cl. D7/351

[58] Field of Search D7/350, 351; 219/10.55 R, 10.55 A, 10.55 B, 10.55 C, 10.55 D, 10.55, 10.55 F, 10.55 M

[56] References Cited

U.S. PATENT DOCUMENTS

- D. 242,420 11/1976 Ura et al. D7/351
- D. 253,745 12/1979 Hida et al. D7/351
- D. 277,542 2/1985 Nanbu et al. D7/351
- D. 297,392 8/1988 Han D7/351
- D. 297,699 9/1988 Nishikawa et al. D7/351

Primary Examiner—A. Hugo Word
Assistant Examiner—Ruth McInroy

[57] CLAIM

The ornamental design for a microwave oven, as shown and described.

DESCRIPTION

FIG. 1 is a top, front and right side perspective view of a microwave oven showing our new design;
 FIG. 2 is a front elevational view thereof;
 FIG. 3 is a rear elevational view thereof;
 FIG. 4 is a top plan view thereof;
 FIG. 5 is a bottom plan view thereof;
 FIG. 6 is a right side elevational view thereof.





FIG. 1




FIG. 2

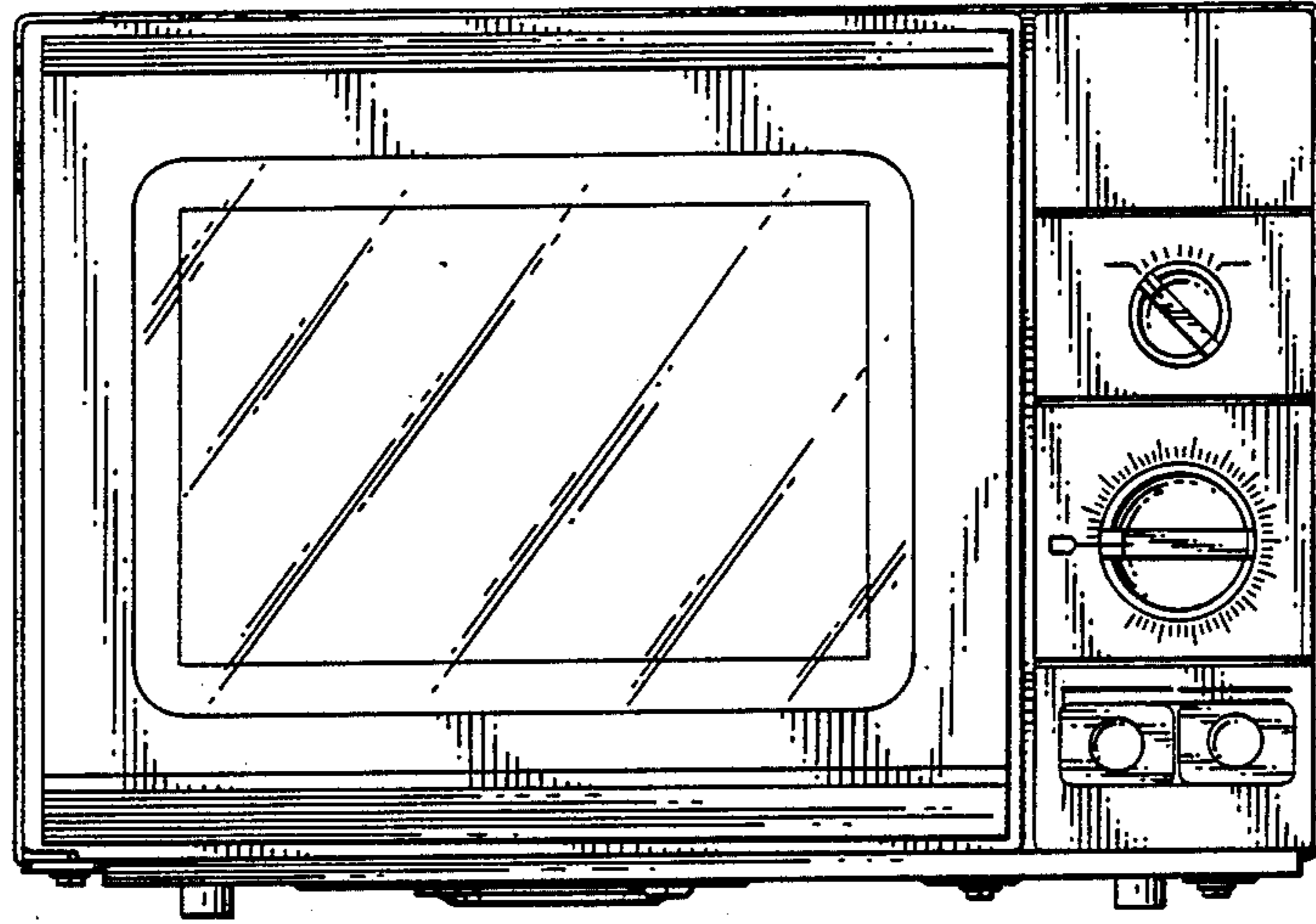


FIG. 3

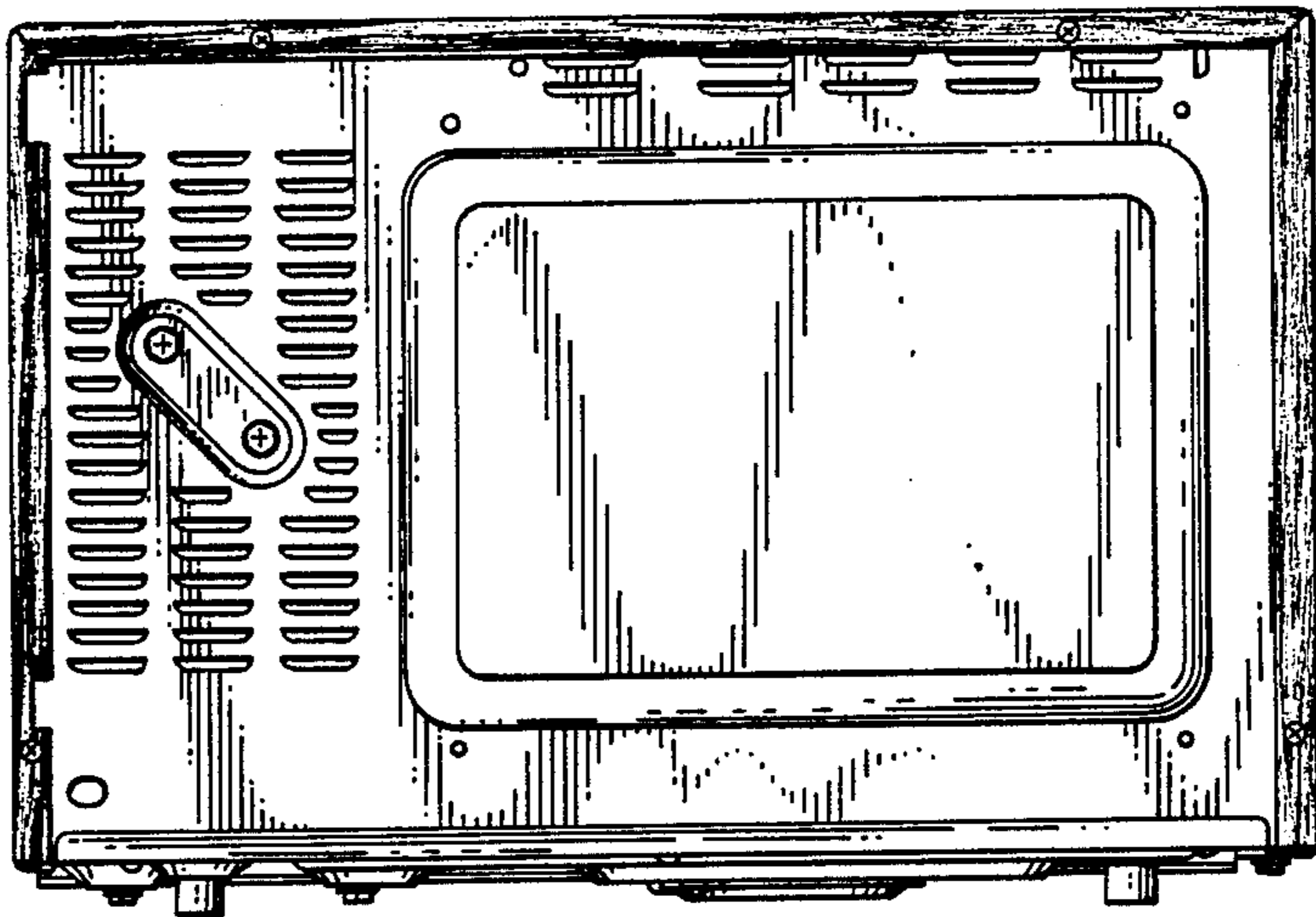


FIG. 4




FIG. 5

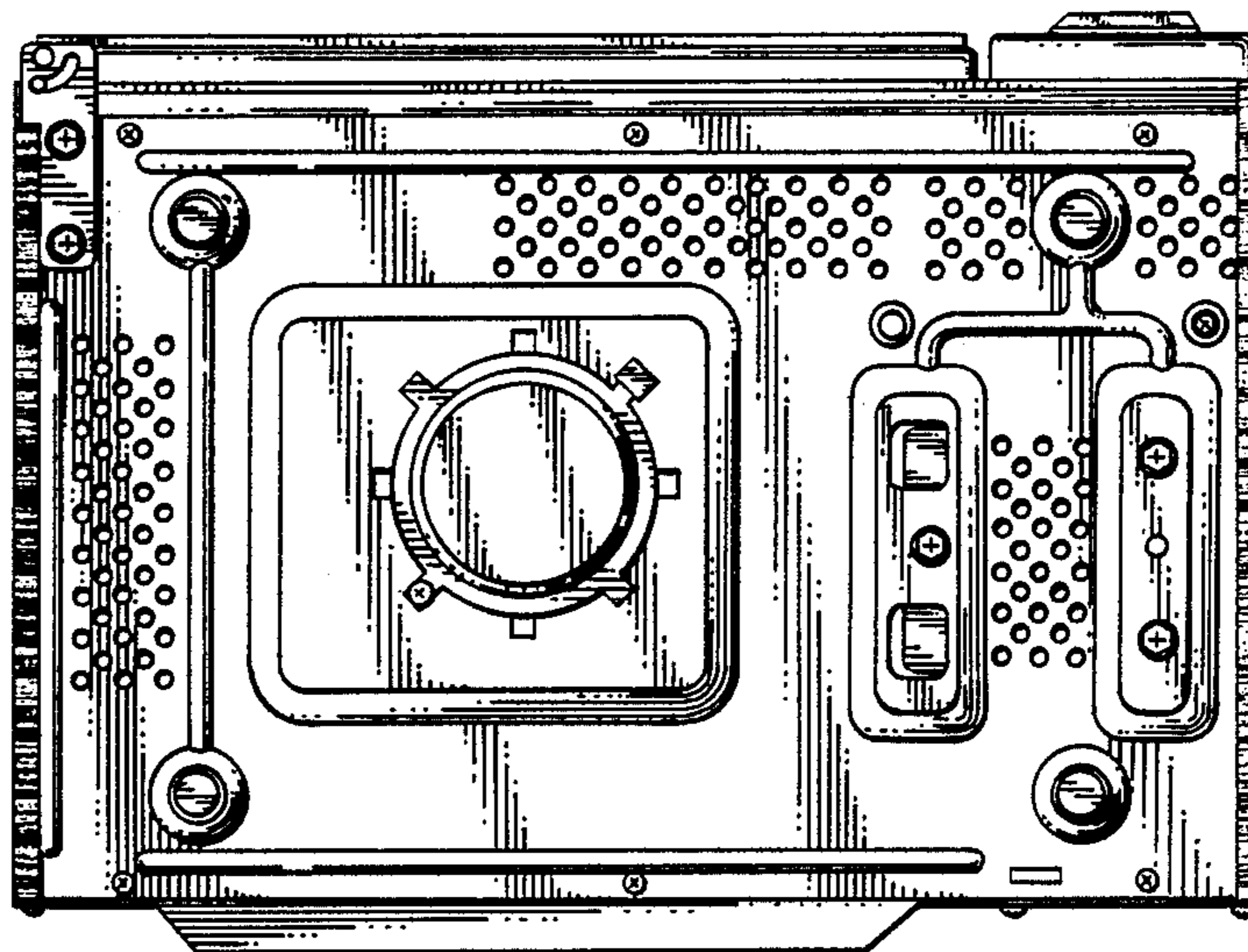


FIG. 6




FIG. 7

