

[54] SIGN

[76] Inventor: Frank Sartz, 901 Merchants Road
La., Knoxville, Tenn. 37912

[**] Term: 14 Years

[21] Appl. No.: 916,994

[22] Filed: Oct. 8, 1986

[52] U.S. Cl. D20/31

[58] Field of Search D6/511; D10/109, 113;
D20/10, 12, 17, 19, 21, 24, 25, 30, 31, 33, 37, 41;
40/299, 308, 448, 473, 538, 545, 564, 571, 584,
593, 597, 603, 606, 607; 248/469, 475.1

D. 142,233 8/1945 Stensgaard D20/31
D. 144,381 8/1945 Holmes D20/31

Primary Examiner—James M. Gandy
Assistant Examiner—Lisa Lichtenstein
Attorney, Agent, or Firm—Pitts and Brittan

[57] CLAIM

The ornamental design for a sign, as shown and described.

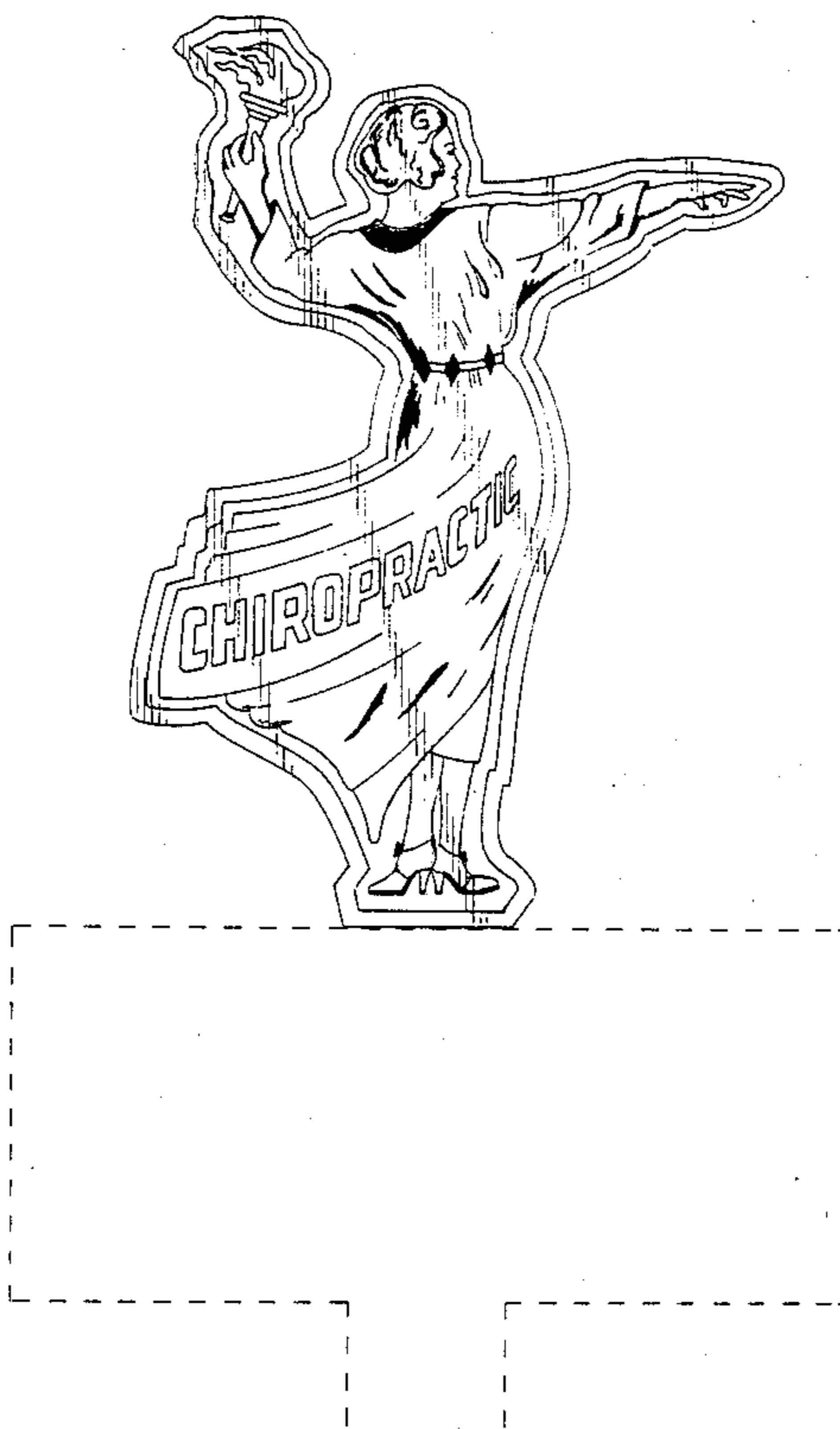
DESCRIPTION

FIG. 1 is a front elevation view of a sign showing my new design, the rear elevation view being a mirror image thereof;
FIG. 2 is a right side elevation view thereof;
FIG. 3 is a left side elevation view thereof;
FIG. 4 is a top plan view thereof; and
FIG. 5 is a bottom plan view thereof.
The broken lines in the drawings are for illustrative purposes only and form no part of the claimed design.

[56] References Cited

U.S. PATENT DOCUMENTS

D. 67,789 7/1925 Chalifoux D20/25
D. 72,148 3/1927 Gill D20/31
D. 86,447 3/1932 Eastman et al. D20/31







Fig. 1

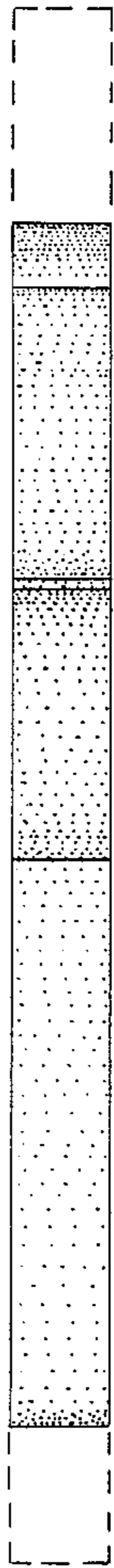


Fig. 4

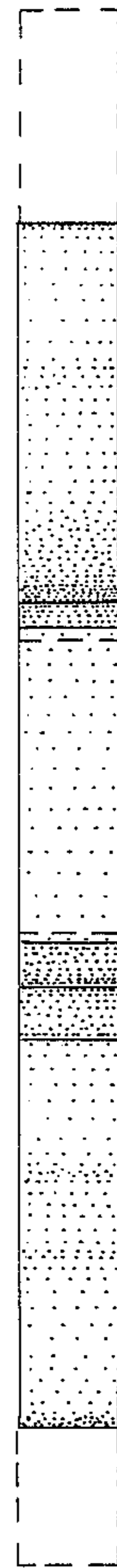


Fig. 5