

[54] TELEVISION SET

D. 300,830 4/1989 Lowry D14/126 X

[75] Inventors: Tomitaro Saito; Takeo Hashiba, both of Osaka, Japan

[73] Assignee: Sharp Corporation, Osaka, Japan

[**] Term: 14 Years

[21] Appl. No.: 203,057

[22] Filed: Jun. 6, 1988

[30] Foreign Application Priority Data

- Dec. 9, 1987 [JP] Japan 62-50331
- [52] U.S. Cl. D14/126
- [58] Field of Search D14/125-134, D14/113, 299; 358/254, 255; 312/7.2

[56] References Cited

U.S. PATENT DOCUMENTS

- D. 277,854 3/1985 Masuba D14/126
- D. 298,247 10/1988 Kogane et al. D14/126
- D. 298,323 11/1988 Ariyoshi et al. D14/126

OTHER PUBLICATIONS

HFD; 4/4/88; p. 122; top left—Emerson model MS2700RDTV. Video Review; Feb. 1986; p. 16; Sony VCR/TV.


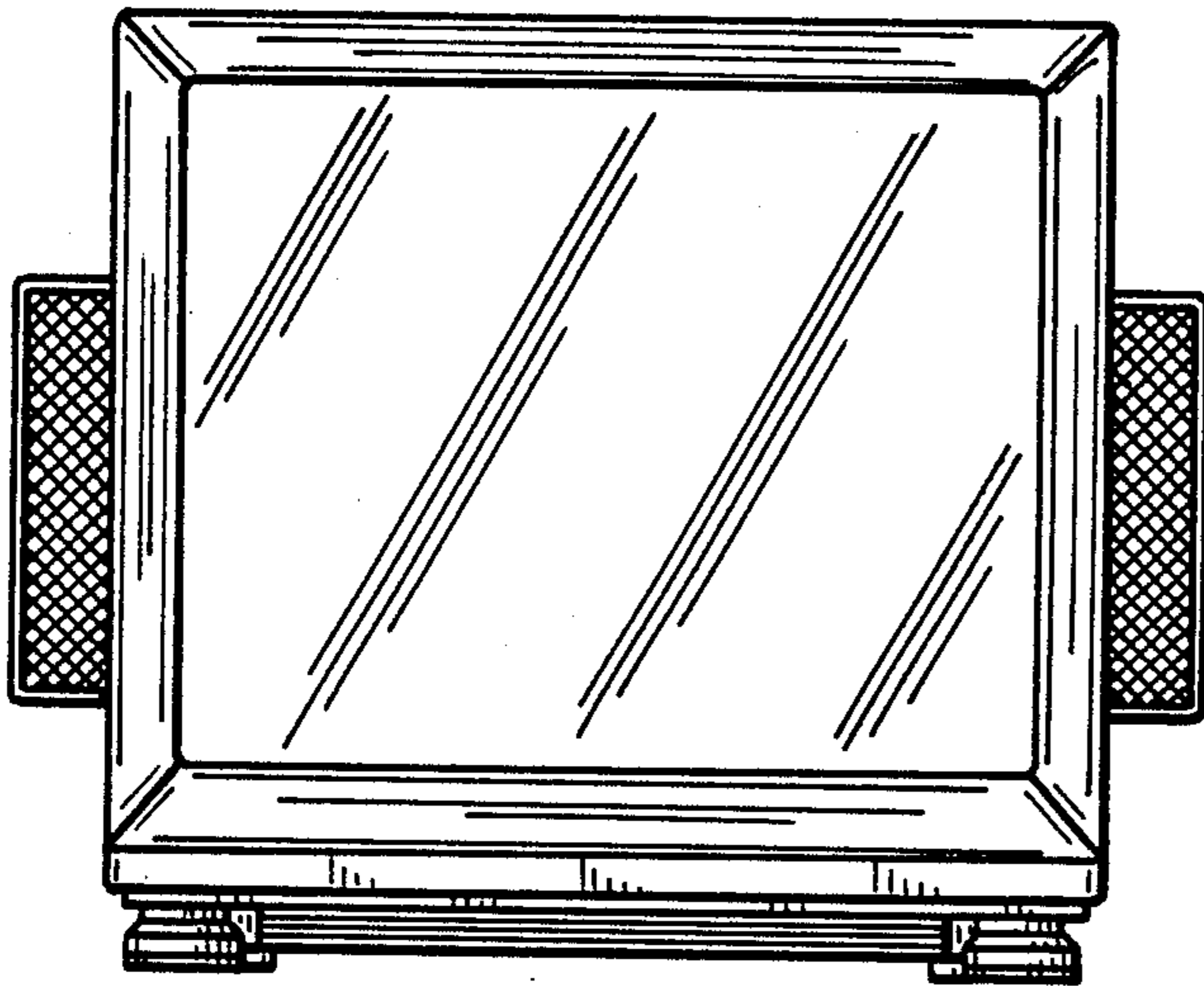
Primary Examiner—Bernard Ansher
Assistant Examiner—Theodore M. Shooman
Attorney, Agent, or Firm—Flehr, Hohbach, Test, Albritton & Herbert

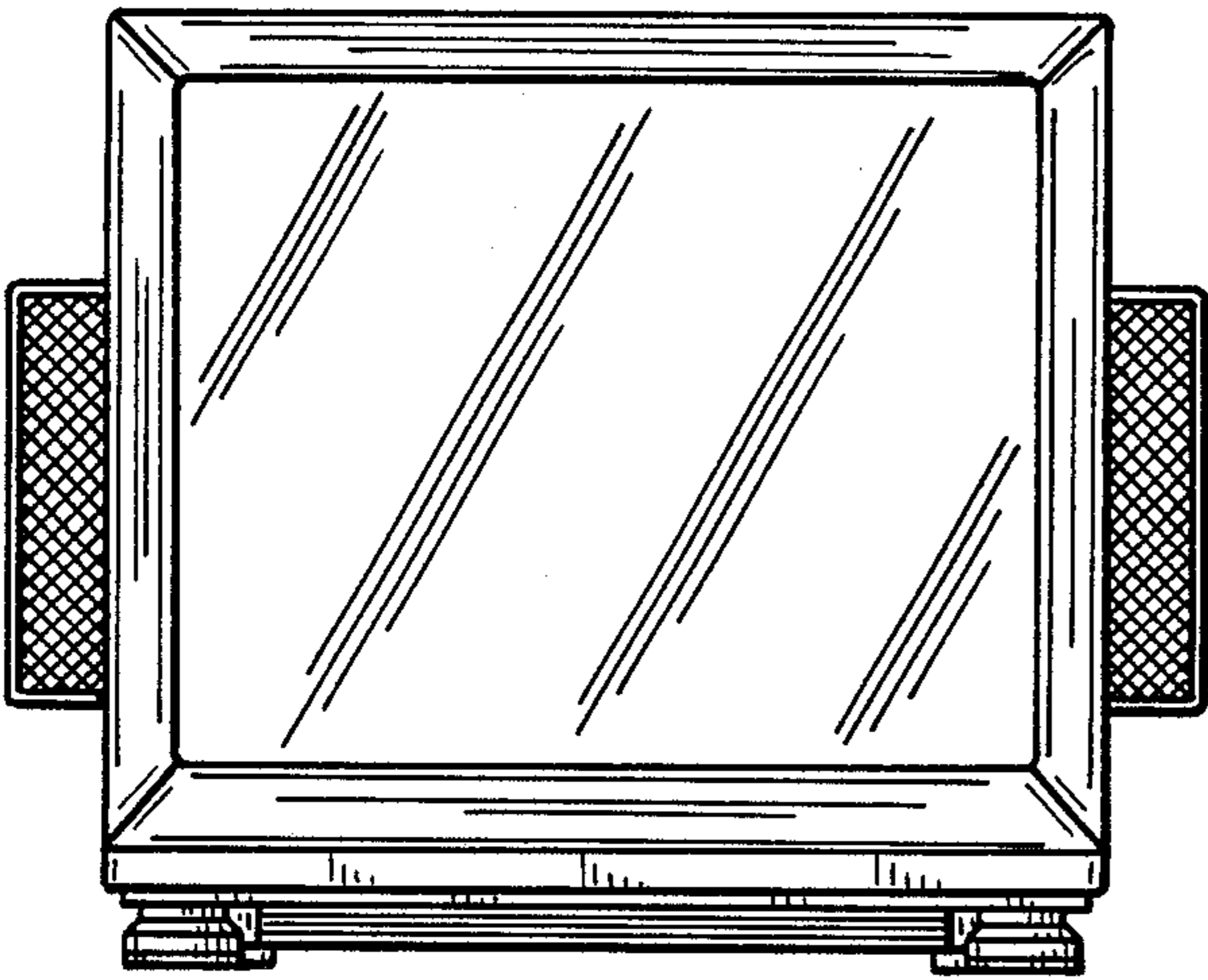
[57] CLAIM

The ornamental design for a television set, as shown and described.


DESCRIPTION

FIG. 1 is a front elevational view of a television set showing our new design; FIG. 2 is a rear elevational view thereof; FIG. 3 is a top plan view thereof; FIG. 4 is a bottom plan view thereof; FIG. 5 is a right side elevational view thereof; and FIG. 6 is a left side elevational view thereof.







FIG_1




FIG_2




FIG_3



FIG_4



FIG_5



FIG_6