

[54] **SCALE**

[75] **Inventors: Takehisa Nakagawa; Keiko Matoba,**  
both of Osaka, Japan

[73] **Assignee: Sharp Corporation, Osaka, Japan**

[\*\*] **Term: 14 Years**

[21] **Appl. No.: 72,572**

[22] **Filed: Jul. 9, 1987**

[30] **Foreign Application Priority Data**

Jan. 13, 1987 [JP] Japan ..... 62-967

Jan. 13, 1987 [JP] Japan ..... 62-966

[52] **U.S. Cl. .... D10/92**

[58] **Field of Search ..... D10/87, 88, 89, 90,**  
D10/91, 92, 93, 94, 95; 177/238, 239, 240, 241,  
242, 243, 244, 245, 253, 254, 255, 262, 263,  
DIG. 3

[56] **References Cited**

**U.S. PATENT DOCUMENTS**

D. 251,235	3/1979	Joss et al. ....	D10/91
D. 288,071	2/1987	Muller .....	D10/92
D. 289,745	5/1987	Busse .....	D10/92
D. 303,096	8/1989	Francis .....	D10/92
D. 303,097	8/1989	Muller .....	D10/92

**FOREIGN PATENT DOCUMENTS**

2183377 6/1987 United Kingdom ..... 455/603

**OTHER PUBLICATIONS**

Form 93, Mit Elektronik, 1/1981, p. 48.  
H.K. Enterprise, Electronic Scale (918), 10/81, p. 297.  
Linen, Domestic & Bath, Novus Electronics, 1/1984,  
p. 30.


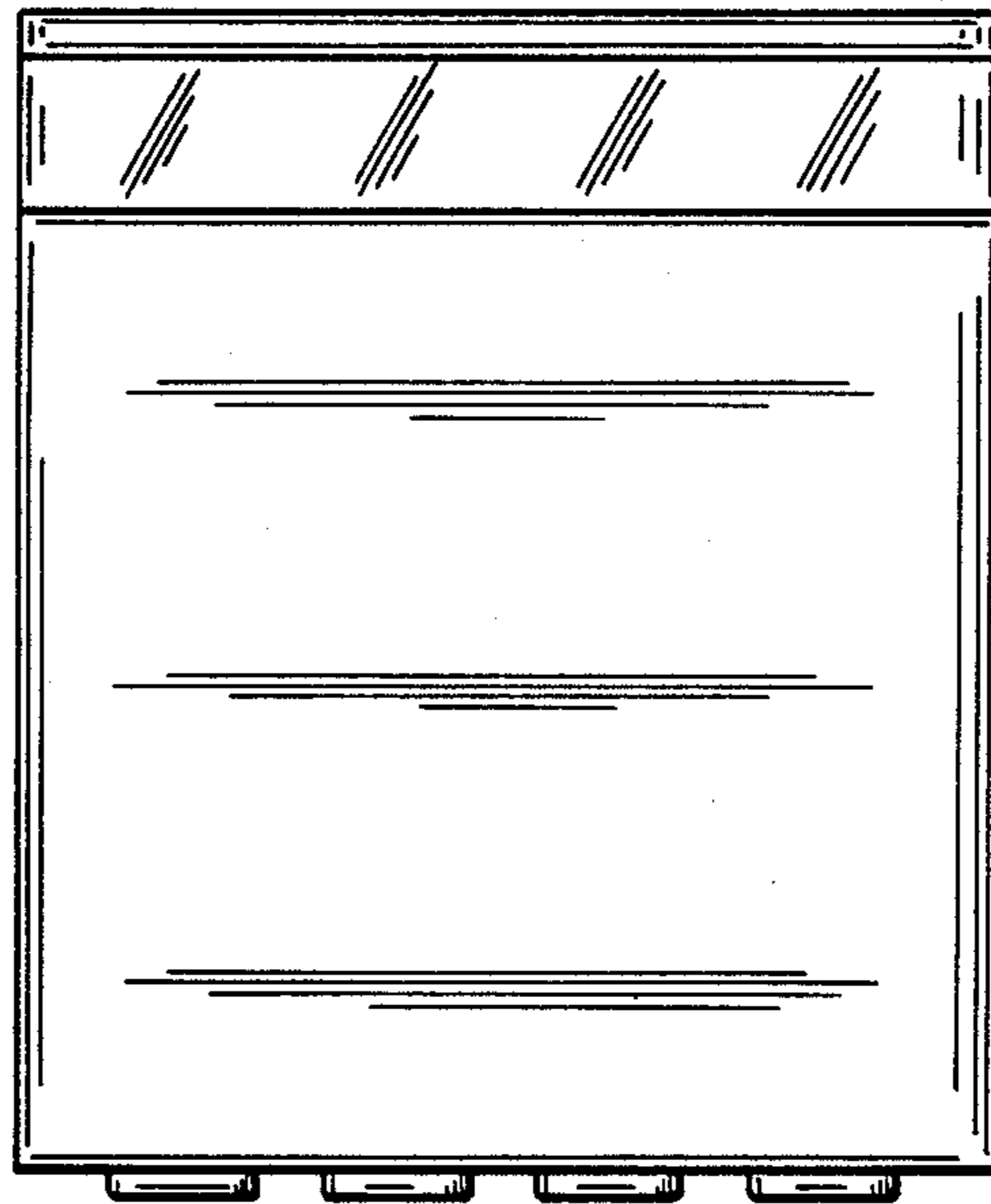
*Primary Examiner*—Nelson C. Holtje  
*Assistant Examiner*—Antoine O. Davis  
*Attorney, Agent, or Firm*—Flehr, Hohbach, Test,  
Albritton & Herbert

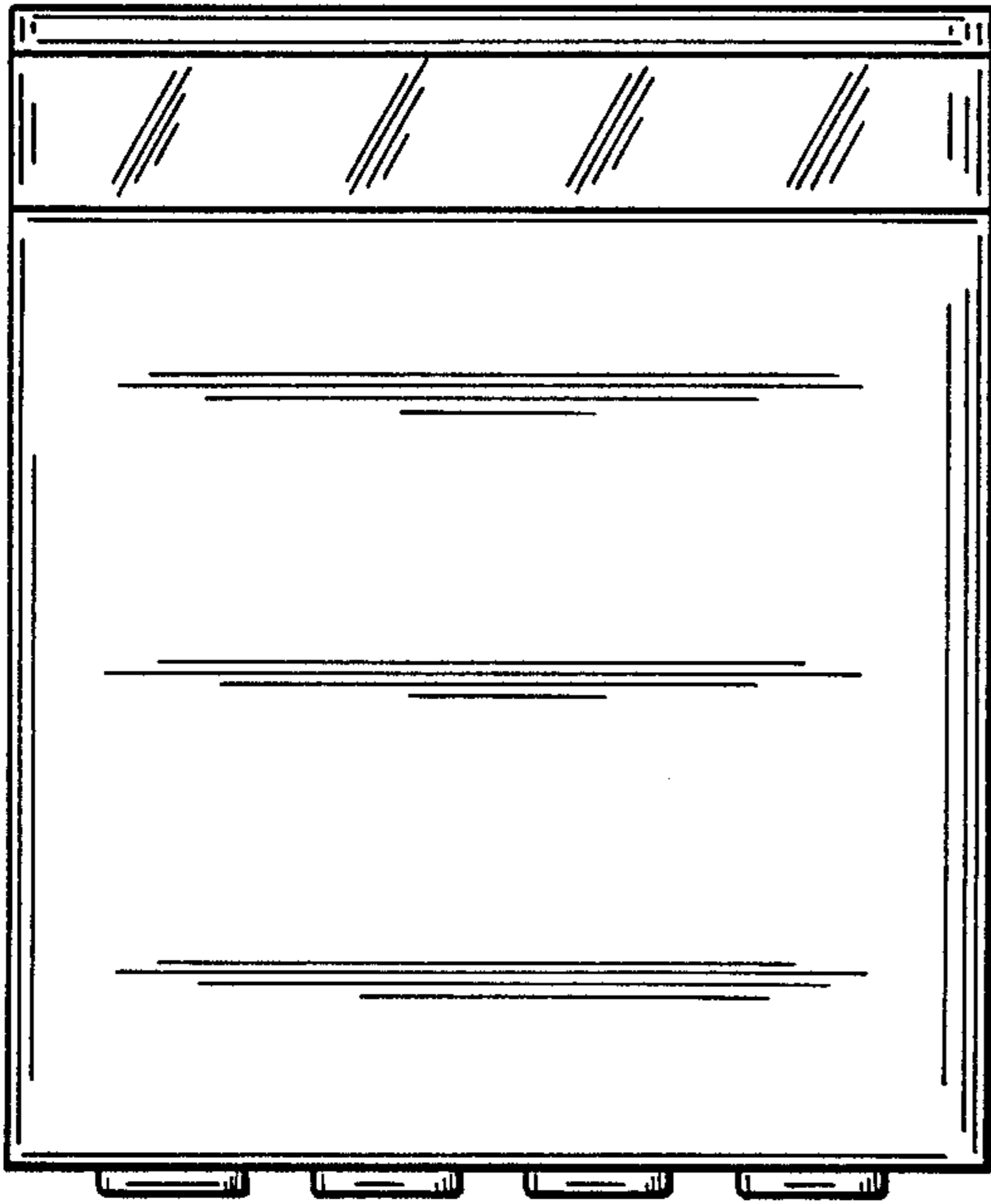
[57] **CLAIM**

The ornamental design for a scale, as shown and de-  
scribed.

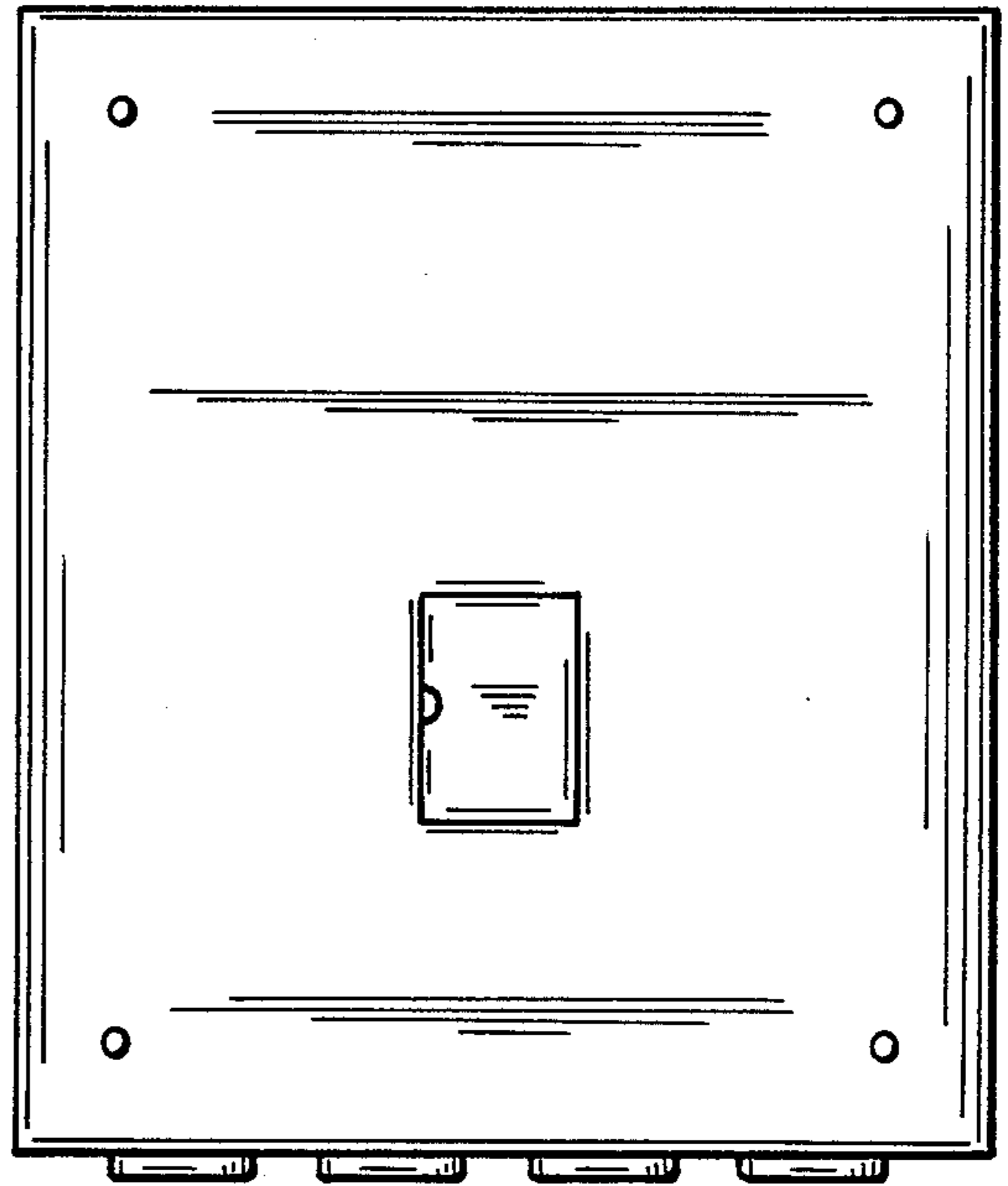
**DESCRIPTION**

FIG. 1 is a top plan view of the scale showing our new  
design;  
FIG. 2 is a bottom plan view;  
FIG. 3 is a front elevational view;  
FIG. 4 is a rear elevational view;  
FIG. 5 is a right side elevational view; and  
FIG. 6 is a left side elevational view thereof.






FIG\_1




FIG\_2




FIG\_3



FIG\_4



FIG\_5



FIG\_6