

# United States Patent [19]

Haworth

[11] Patent Number: **Des. 308,332**

[45] Date of Patent: **\*\* Jun. 5, 1990**

[54] **BOTTLE**

[75] Inventor: **Brian D. Haworth**, Farnborough, England

[73] Assignee: **S. C. Johnson & Son, Inc.**, Racine, Wis.

[\*\*] Term: **14 Years**

[21] Appl. No.: **91,938**

[22] Filed: **Sep. 1, 1987**

[30] **Foreign Application Priority Data**

Mar. 20, 1987 [GB] United Kingdom ..... 1040898

[52] U.S. Cl. .... **D9/367**

[58] Field of Search ..... D9/300, 367, 370, 373, D9/374, 375, 376, 389, 395, 396, 397, 404, 405, 409, 410, 411; 215/1 R, 1 C

[56] **References Cited**

**U.S. PATENT DOCUMENTS**

D. 101,879 11/1936 Leppke ..... D9/411

D. 195,369 6/1963 Koenigsberg ..... D9/404  
D. 200,810 4/1965 Johns ..... D9/404  
D. 201,584 7/1965 Shepler ..... D9/403  
D. 264,560 5/1982 Anderson et al. .... D9/389  
3,409,182 11/1966 McDonnell ..... D9/300

*Primary Examiner*—Melvin B. Feifer  
*Assistant Examiner*—Lucy Lieberman

[57] **CLAIM**

The ornamental design for a bottle, as shown and described.

### DESCRIPTION

FIG. 1 is a perspective view from one side of a bottle showing my new design;

FIG. 2 is a side elevational view of the bottle, with the other side being a mirror image thereof;

FIG. 3 is an end elevation as seen from the left of FIG. 2;

FIG. 4 is an end elevation as seen from the right of FIG. 2;

FIG. 5 is a plan view from the top; and

FIG. 6 is a plan view from the bottom.

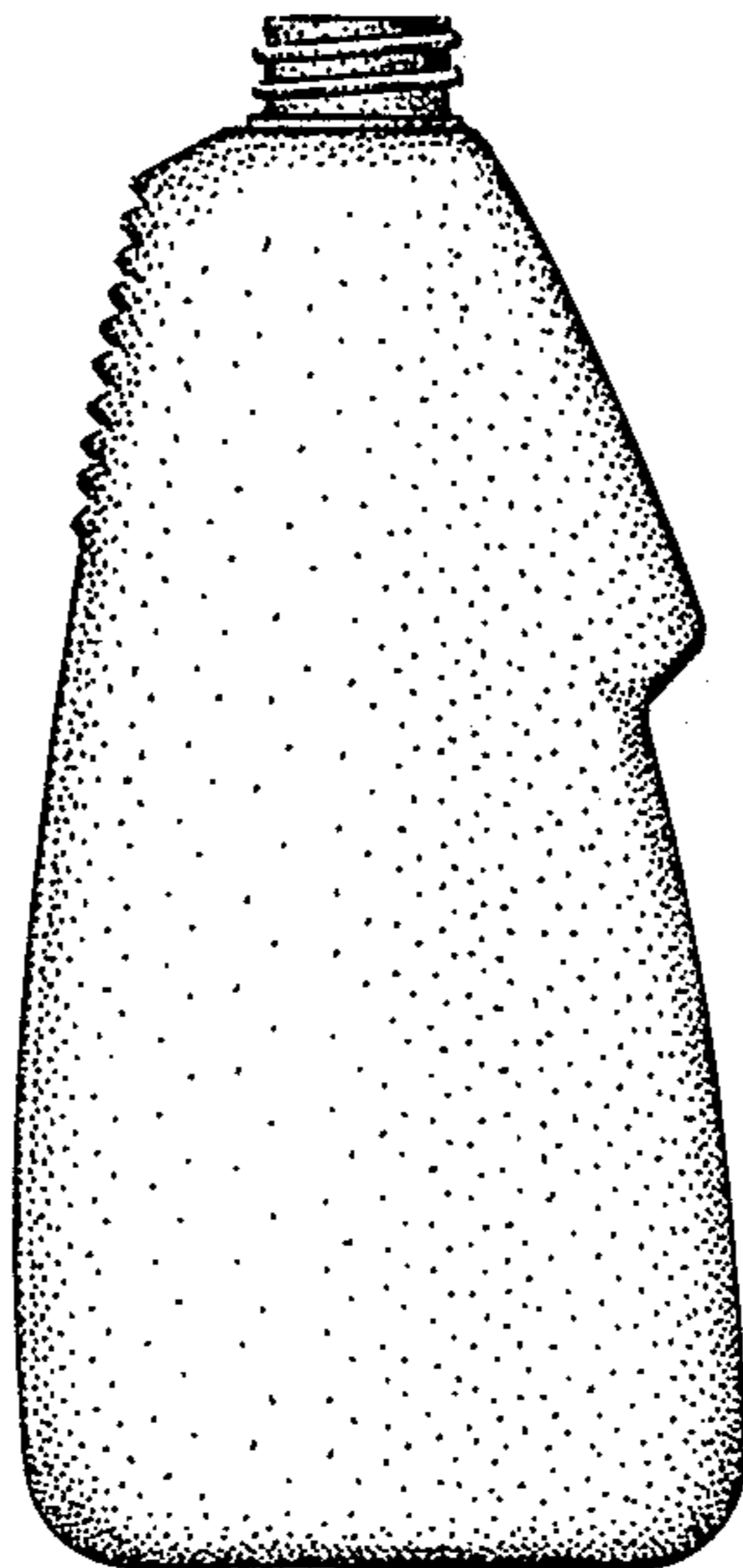


FIG. 1

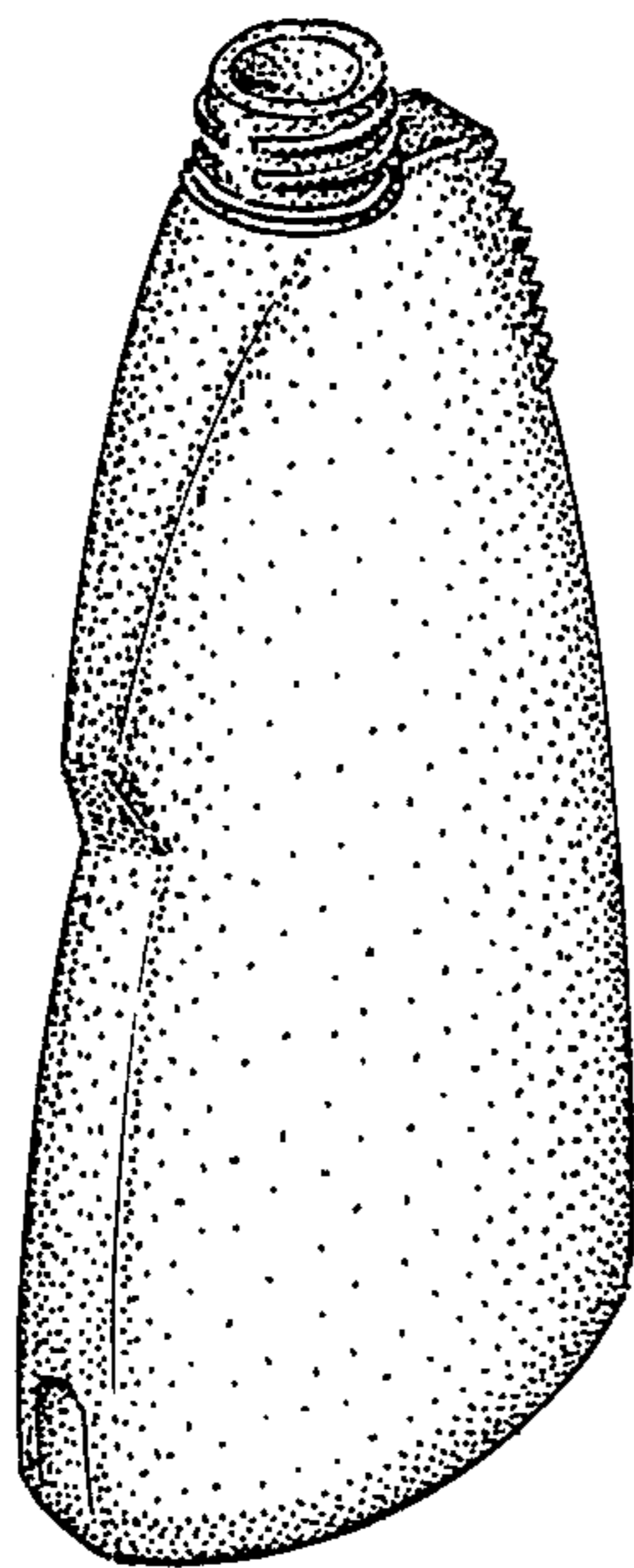


FIG. 2

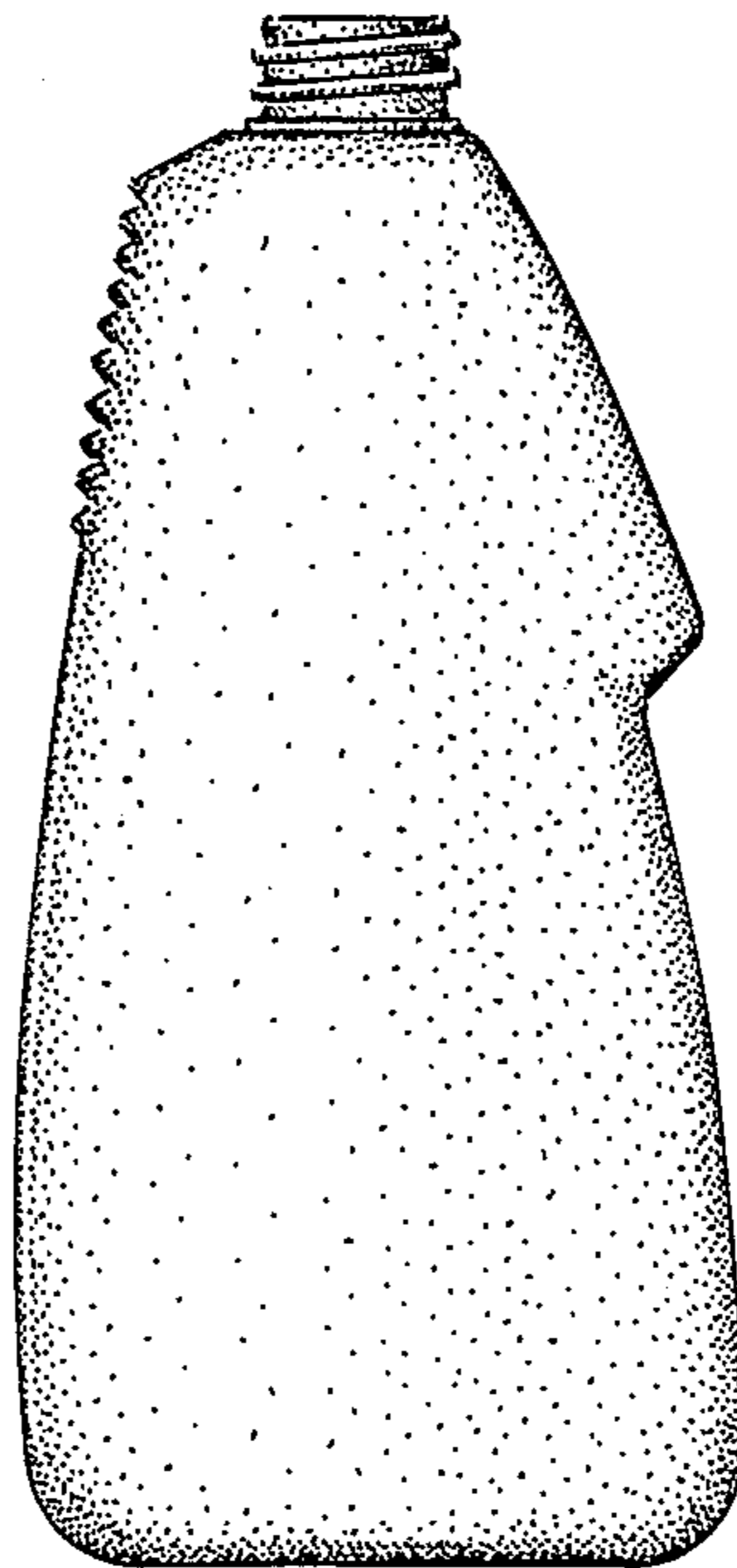


FIG. 3




FIG. 4

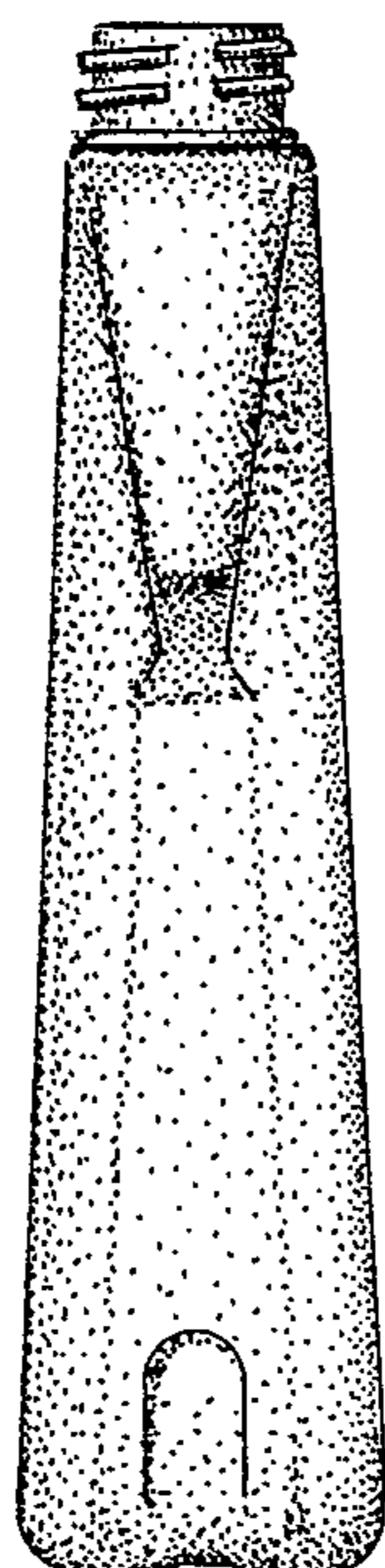


FIG. 5

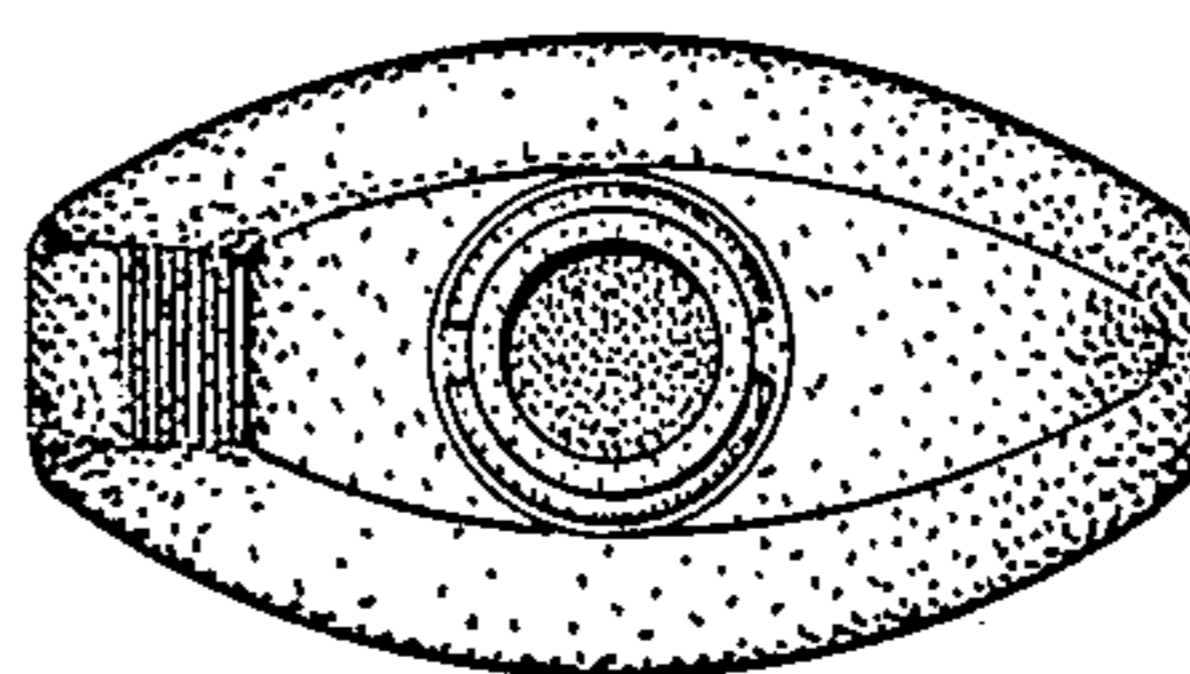


FIG. 6

