

[54] **COMBINED KEY HOLDER AND SELF DEFENSE WEAPON**

[76] **Inventor: Frank J. Romano, 210 E. Timberlane, Absecon, N.J. 08201**

[**] **Term: 14 Years**

[21] **Appl. No.: 887,449**

[22] **Filed: Jul. 21, 1986**

[52] **U.S. Cl. D3/62**

[58] **Field of Search D3/61, 62, 64; D22/117; 273/84 R; D21/100, 210, 211, 65, 62**

[56] **References Cited**

U.S. PATENT DOCUMENTS

- D. 58,214 6/1921 Biffar, Jr. D22/117
- D. 139,959 1/1945 Allen D21/65
- D. 187,425 3/1960 Cavalero D3/103
- D. 270,968 10/1983 Boal D3/62
- D. 275,623 9/1984 Raitto D22/117
- D. 276,383 11/1984 Hopkins D3/62
- 365,904 7/1887 Bradish 273/84 R
- 905,731 12/1908 Merrill D3/61 X
- 2,079,046 5/1937 Schoeninger D3/61 X
- 2,470,612 5/1949 Galter D21/65
- 2,484,547 10/1949 Bishop D3/61 X

- 2,531,835 11/1950 Anderson D3/61 X
- 3,069,804 12/1962 Cirafesi D21 X/100
- 3,120,147 2/1964 Fletcher D21/100 X
- 3,459,017 8/1969 Sivertsen D3/61 X
- 3,608,899 9/1971 Hall D22/117 X
- 3,968,669 7/1976 Coleman D3/61 X

OTHER PUBLICATIONS

Self Defense Manual for Men and Women, Pub. 1984, pp. 4-5.
Kubotan Keychain, Pub. 84, Dragon Books, 1985, Loe, p. 4.

Primary Examiner—James H. Largen
Assistant Examiner—Y. Brunot
Attorney, Agent, or Firm—Howson & Howson

[57] **CLAIM**

The ornamental design for a combined key holder and self defense weapon, as shown and described.

DESCRIPTION

FIG. 1 is a side elevational view of a combined key holder and self defense weapon showing my new design, with key chain shown in perspective, the other sides being the same as the side shown; FIG. 2 is a right end elevational view; and FIG. 3 is a left end elevational view.

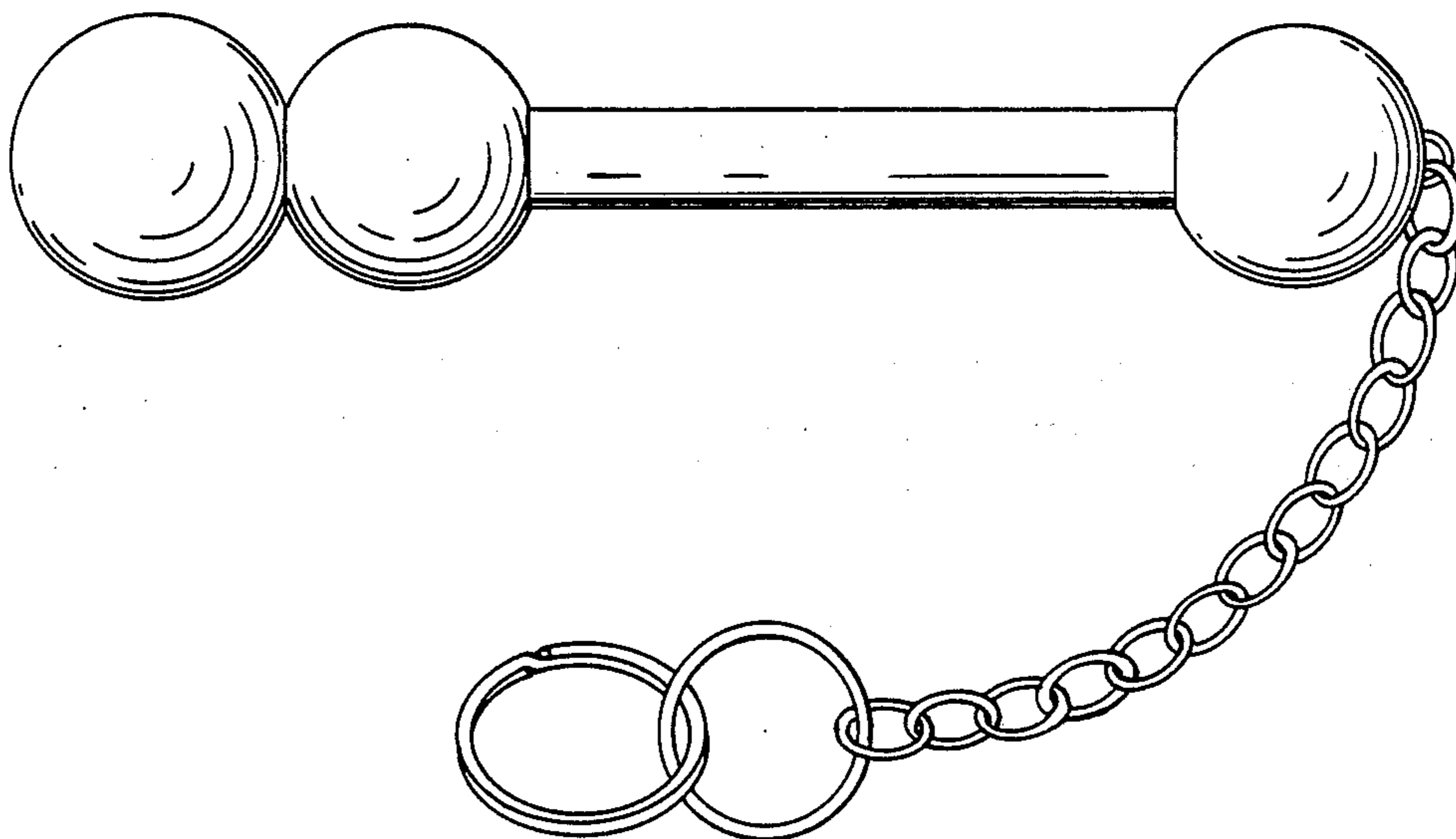


FIG. 1

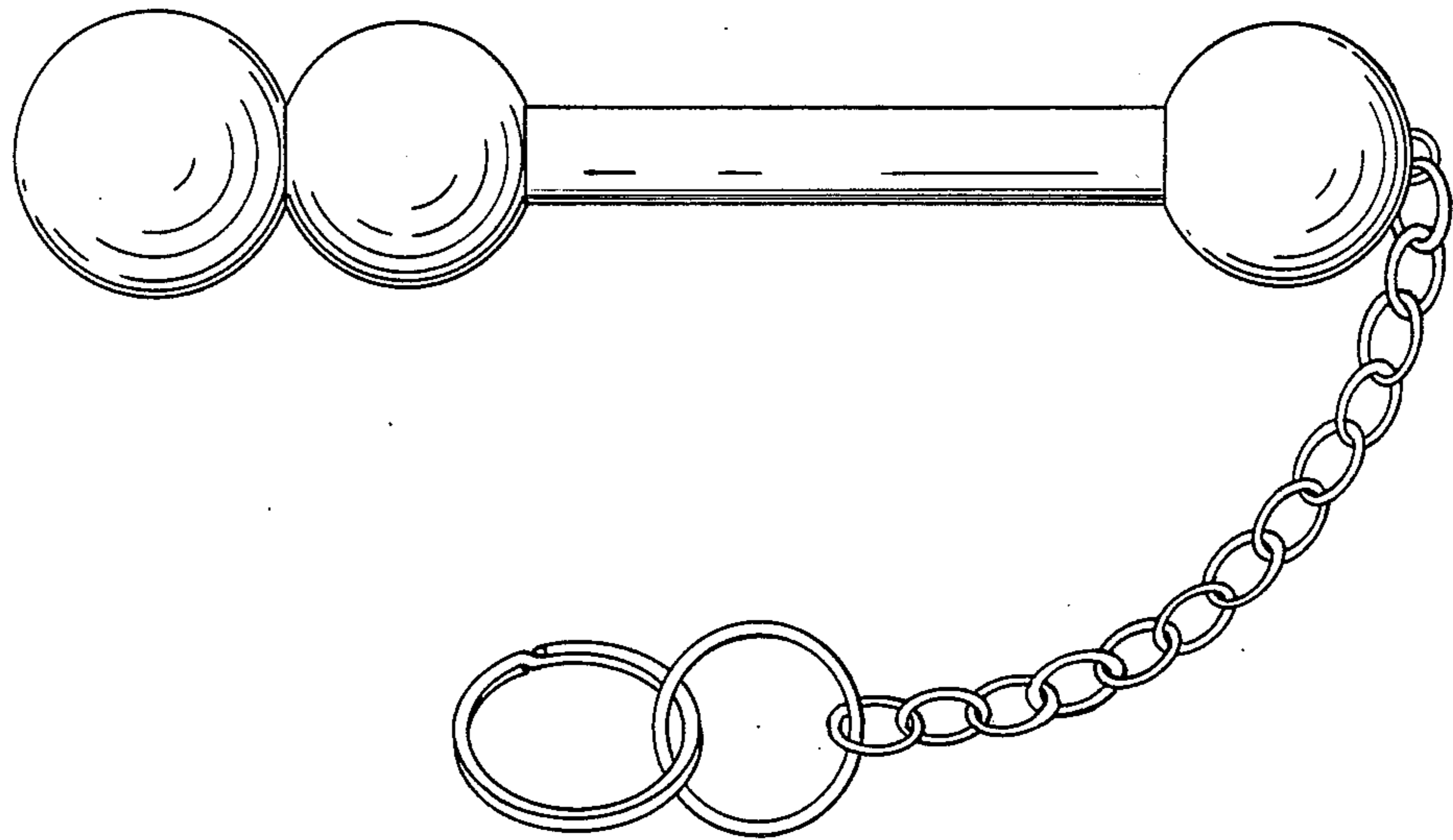


FIG. 2




FIG. 3

