

[54] SEPARABLE KEY RING

[76] Inventor: Steven D. Sherlin, 18550 Hatteras #119, Tarzana, Calif. 91356

[**] Term: 14 Years

[21] Appl. No.: 171,308

[22] Filed: Mar. 21, 1988

[52] U.S. Cl. D3/61; D11/216

[58] Field of Search D3/61-65; 70/456 R, 457; D11/216

[56] References Cited

U.S. PATENT DOCUMENTS

| | | | |
|-----------|--------|----------|----------|
| 2,716,483 | 8/1955 | Nauman | 70/457 |
| 2,892,537 | 6/1959 | Schwartz | 70/456 R |
| 4,166,489 | 9/1979 | Lemelson | D3/62 |

FOREIGN PATENT DOCUMENTS

8401664 12/1985 Netherlands 70/456 R

Primary Examiner—Louis S. Zarfes

Assistant Examiner—R. T. Seifert

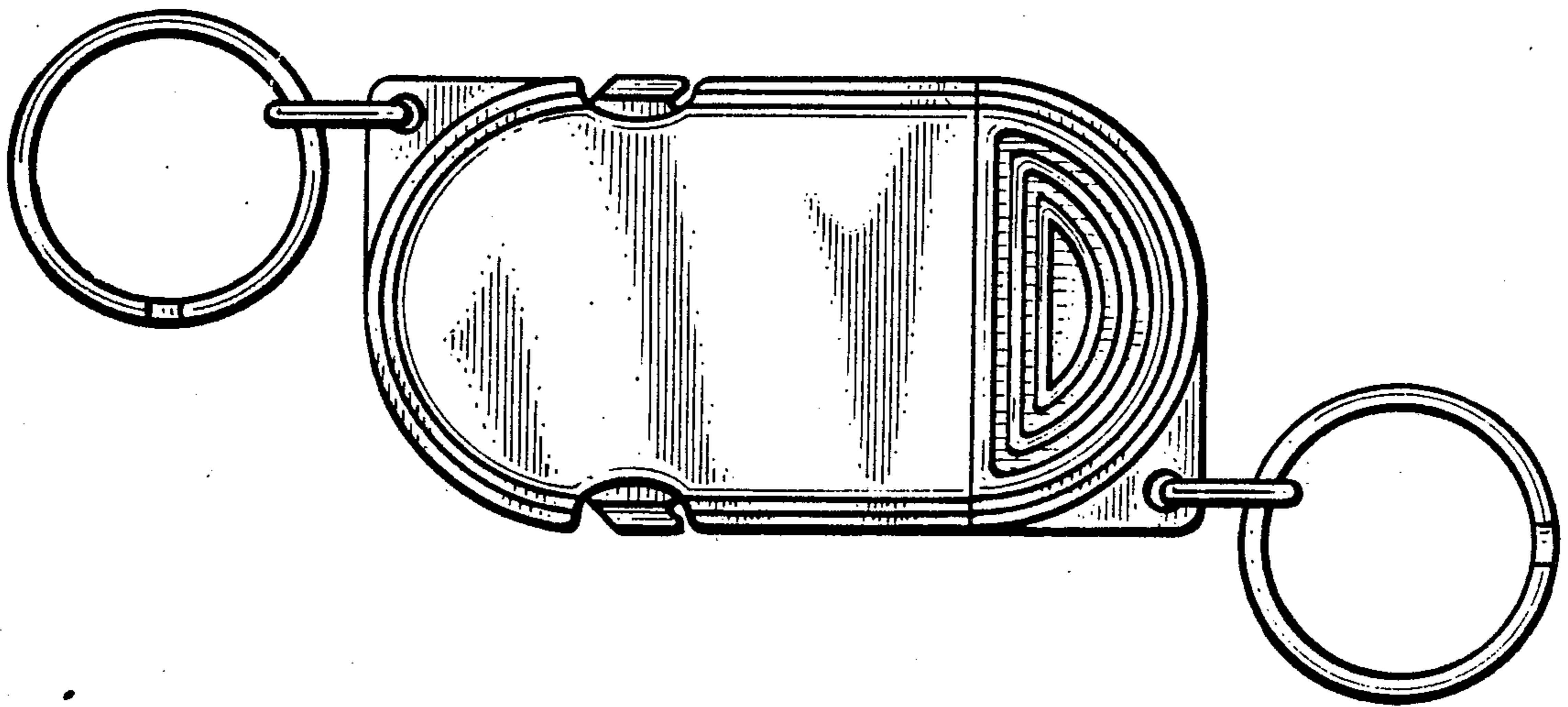
Attorney, Agent, or Firm—Jack C. Munro

[57] CLAIM

The ornamental design for a separable key ring, as shown and described.

DESCRIPTION

FIG. 1 is a front view of the separable key ring showing my new design with the rear view being identical; FIG. 2 is a left side view thereof; FIG. 3 is a right side view thereof; FIG. 4 is a top plan view thereof; FIG. 5 is a bottom plan view thereof; and FIG. 6 is a front elevational view of the separable key ring in an alternate position with the juxtaposition of the components reversed.



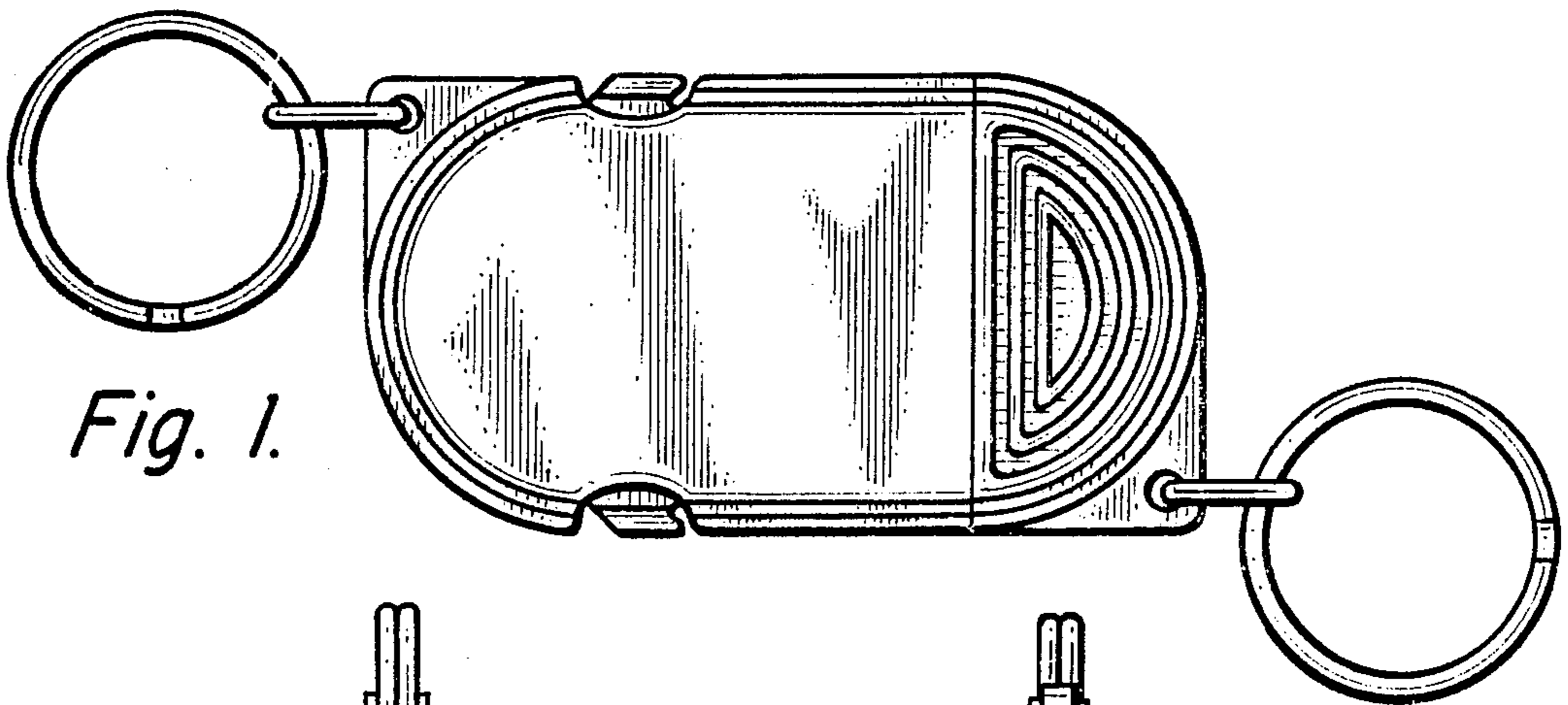


Fig. 1.



Fig. 2.



Fig. 3.




Fig. 4.




Fig. 5.

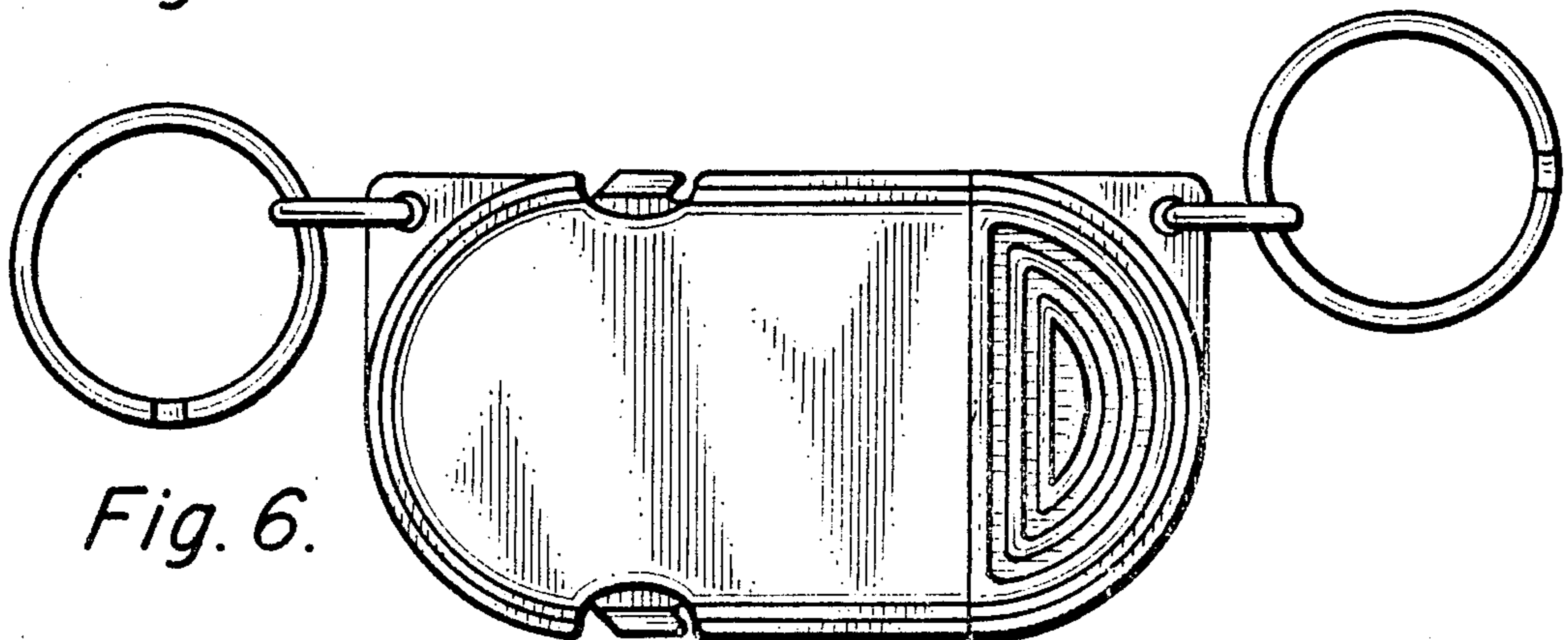


Fig. 6.