

[54] **KEY CHAIN**

3,863,477 2/1975 Klein 70/456 R

[76] **Inventor: Wayne Krassner, 340 E. 83rd St., Apt. 3B, New York, N.Y.**

*Primary Examiner—Louis S. Zarfes
Assistant Examiner—R. T. Seifert
Attorney, Agent, or Firm—Alfred M. Walker*

[**] **Term: 14 Years**

[21] **Appl. No.: 162,358**

[57] **CLAIM**

The ornamental design for a key chain as shown and described.

[22] **Filed: Feb. 29, 1988**

[52] **U.S. Cl. D3/61**

[58] **Field of Search D3/61-65;
70/456 R, 457**

DESCRIPTION

FIG. 1 is a perspective view of a key chain showing my new design;

FIG. 2 is a top plan view, the opposite side view being identical;

FIG. 3 is a front elevational view, the opposite side view being identical;

FIG. 4 is a right side elevational view, the left side view being identical.

[56] **References Cited**

U.S. PATENT DOCUMENTS

- D. 235,385 6/1975 Smyth D3/61
- D. 251,274 3/1979 Colan D3/61
- 3,177,546 4/1965 Bey 70/457
- 3,192,747 7/1965 Stupell et al. 70/456 R

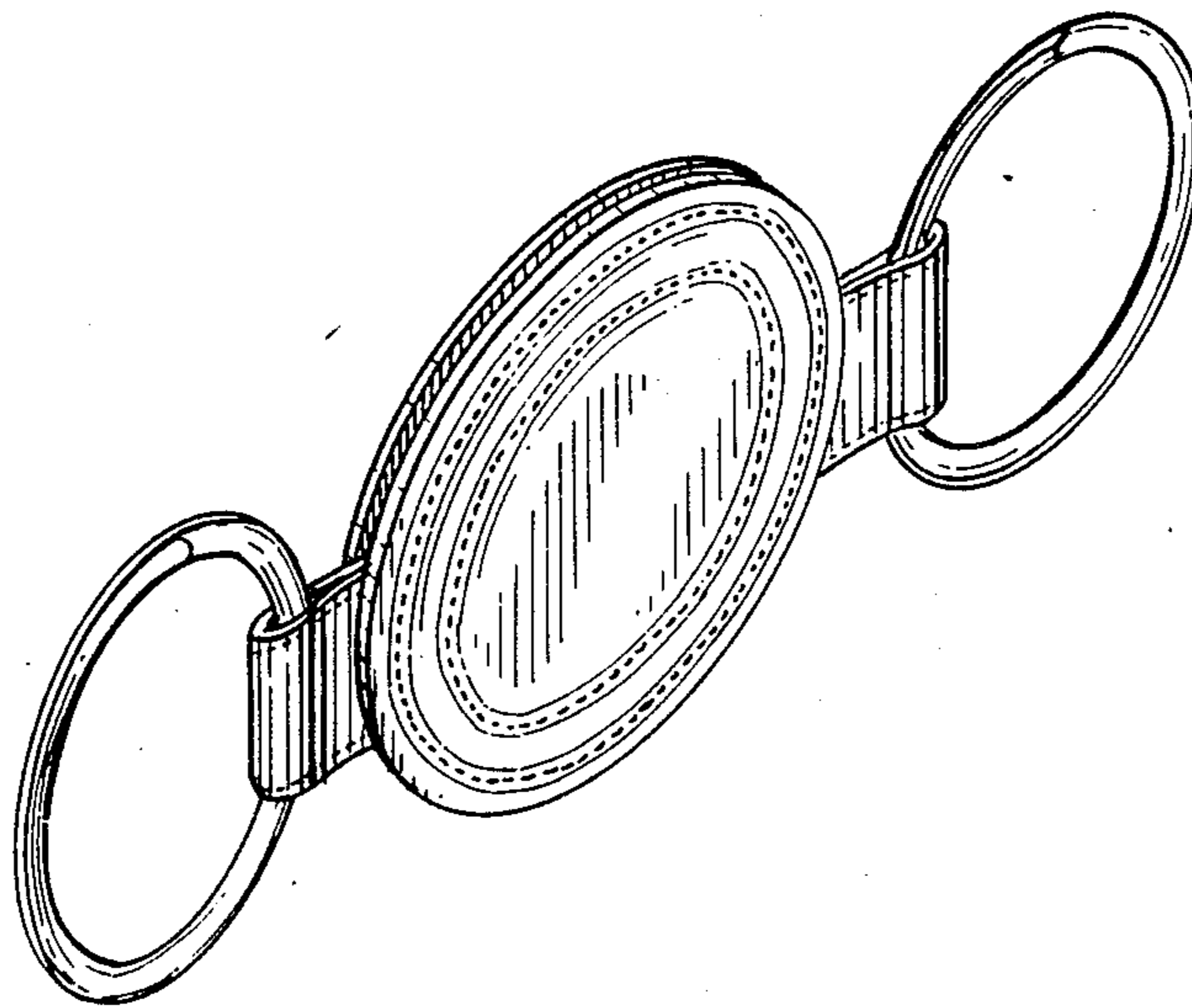


Fig. 1

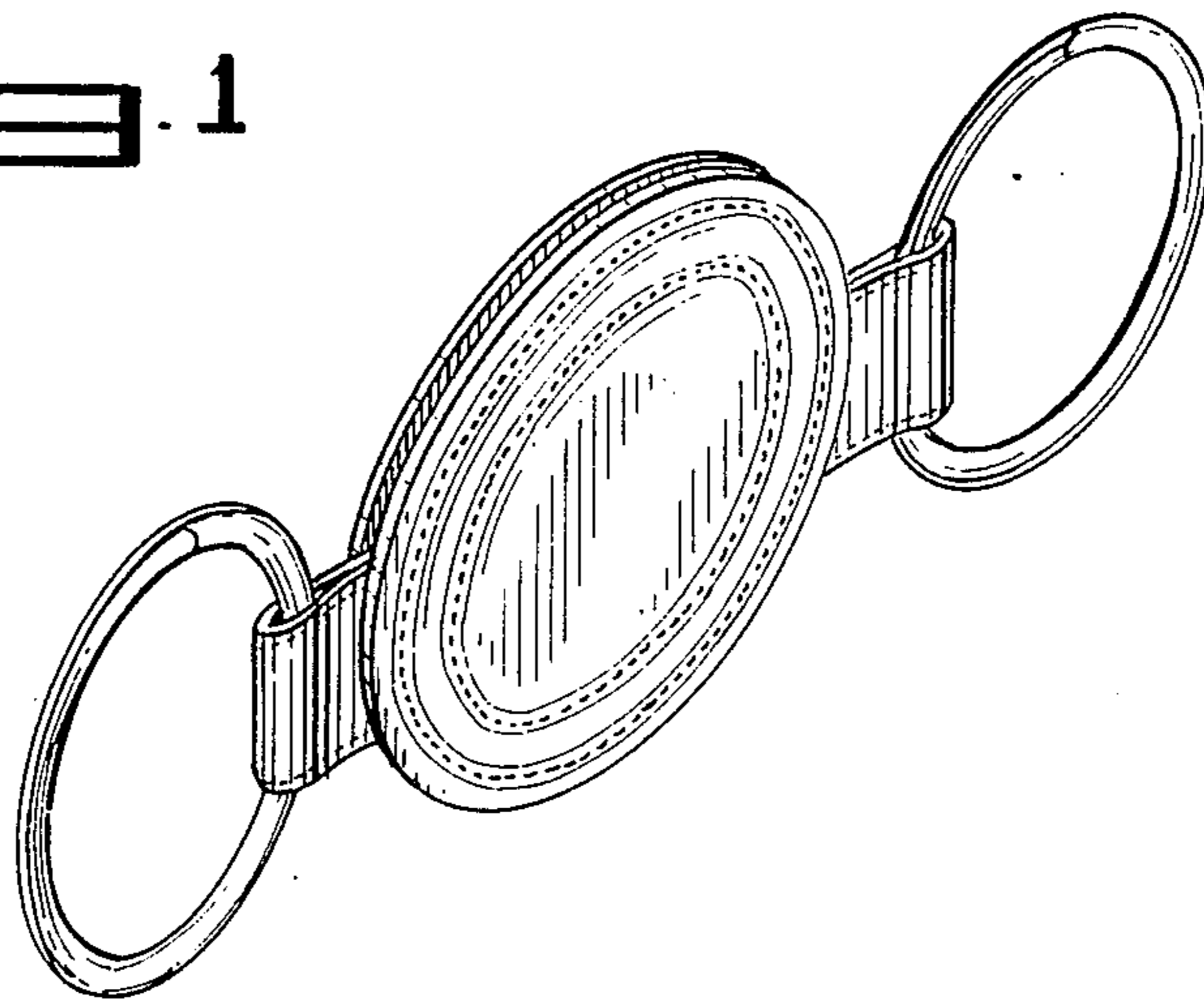


Fig. 2



Fig. 3

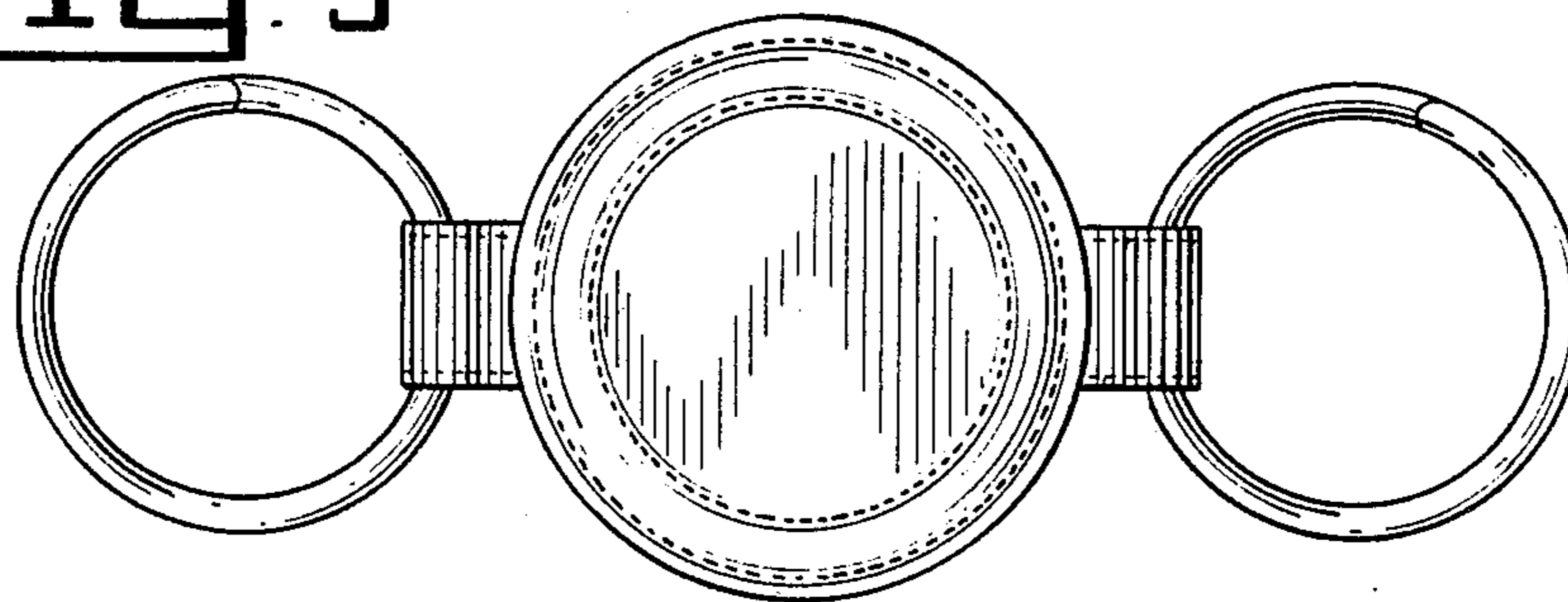


Fig. 4



UNITED STATES PATENT AND TRADEMARK OFFICE
CERTIFICATE OF CORRECTION

PATENT NO. : Des. 308,294
DATED : June 5, 1990
INVENTOR(S) : Wayne Krassner

Page 1 of 3

It is certified that error appears in the above-identified patent and that said Letters Patent is hereby corrected as shown below:

The title page showing the illustrative figure should be deleted to appear as per attached title page.

The sheet of drawing should be deleted to be replaced with the sheet of drawing as shown on the attached sheet.

Signed and Sealed this
Seventeenth Day of September, 1991

Attest:

HARRY F. MANBECK, JR.

Attesting Officer

Commissioner of Patents and Trademarks

krassner

3,863,477 2/1975 Klein 70/456 R

4] KEY CHAIN

6] Inventor: Wayne Krassner, 340 E. 83rd St., Apt. 3B, New York, N.Y.

*] Term: 14 Years

1] Appl. No.: 162,358

2] Filed: Feb. 29, 1988

2] U.S. CL D3/61

8] Field of Search D3/61-65;
70/456 R, 457

Primary Examiner—Louis S. Zarfes
Assistant Examiner—R. T. Seifert
Attorney, Agent, or Firm—Alfred M. Walker

[57] CLAIM

The ornamental design for a key chain as shown and described.

DESCRIPTION

FIG. 1 is a perspective view of a key chain showing my new design;

FIG. 2 is a top plan view, the opposite side view being identical;

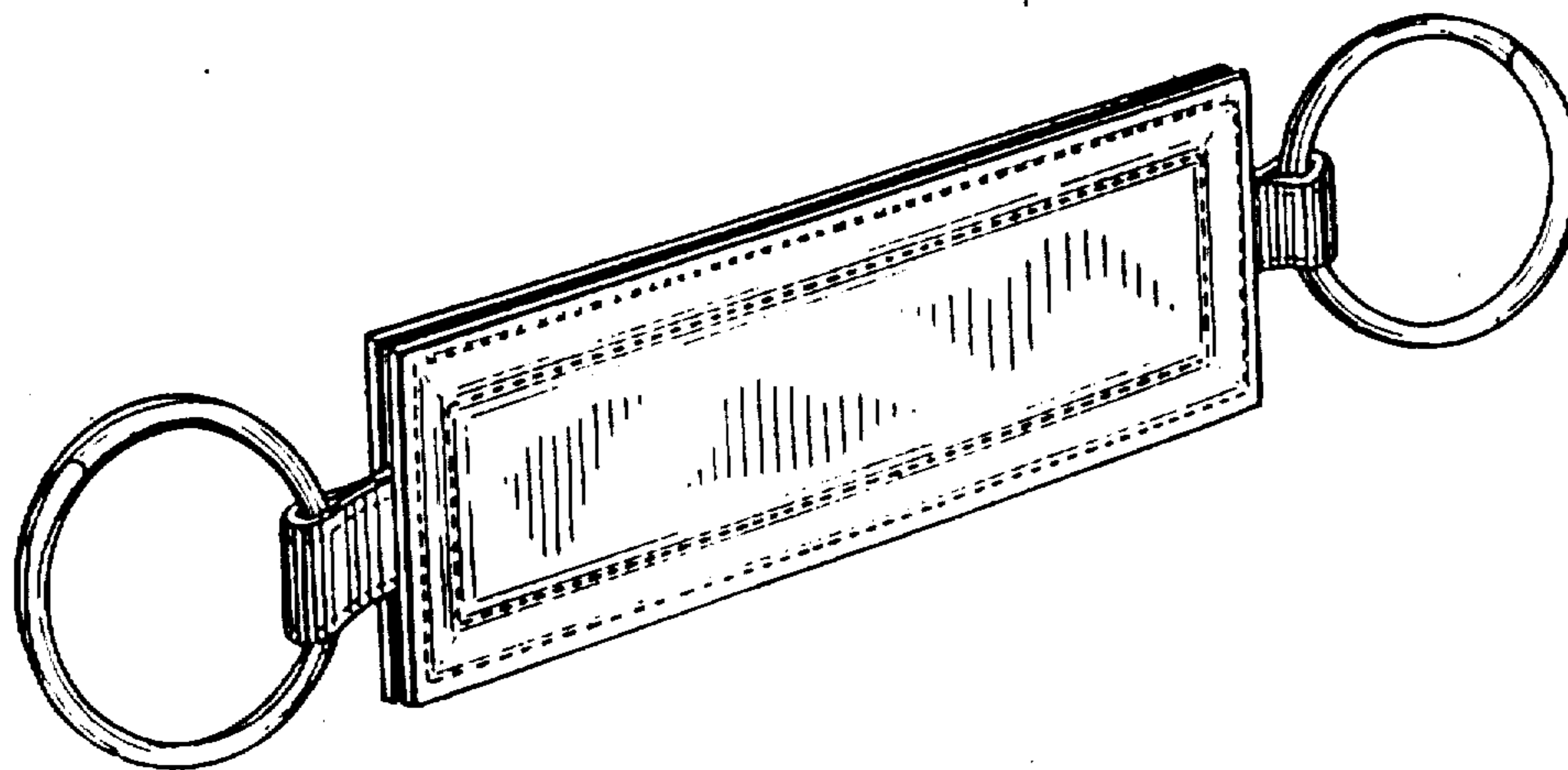
FIG. 3 is a front elevational view, the opposite side view being identical;

FIG. 4 is a right side elevational view, the left side view being identical.

6] References Cited

U.S. PATENT DOCUMENTS

D. 235,385	6/1975	Smyth	D3/61
D. 251,274	3/1979	Colan	D3/61
3,177,546	4/1965	Bey	70/457
3,192,747	7/1965	Stupell et al.	70/456 R



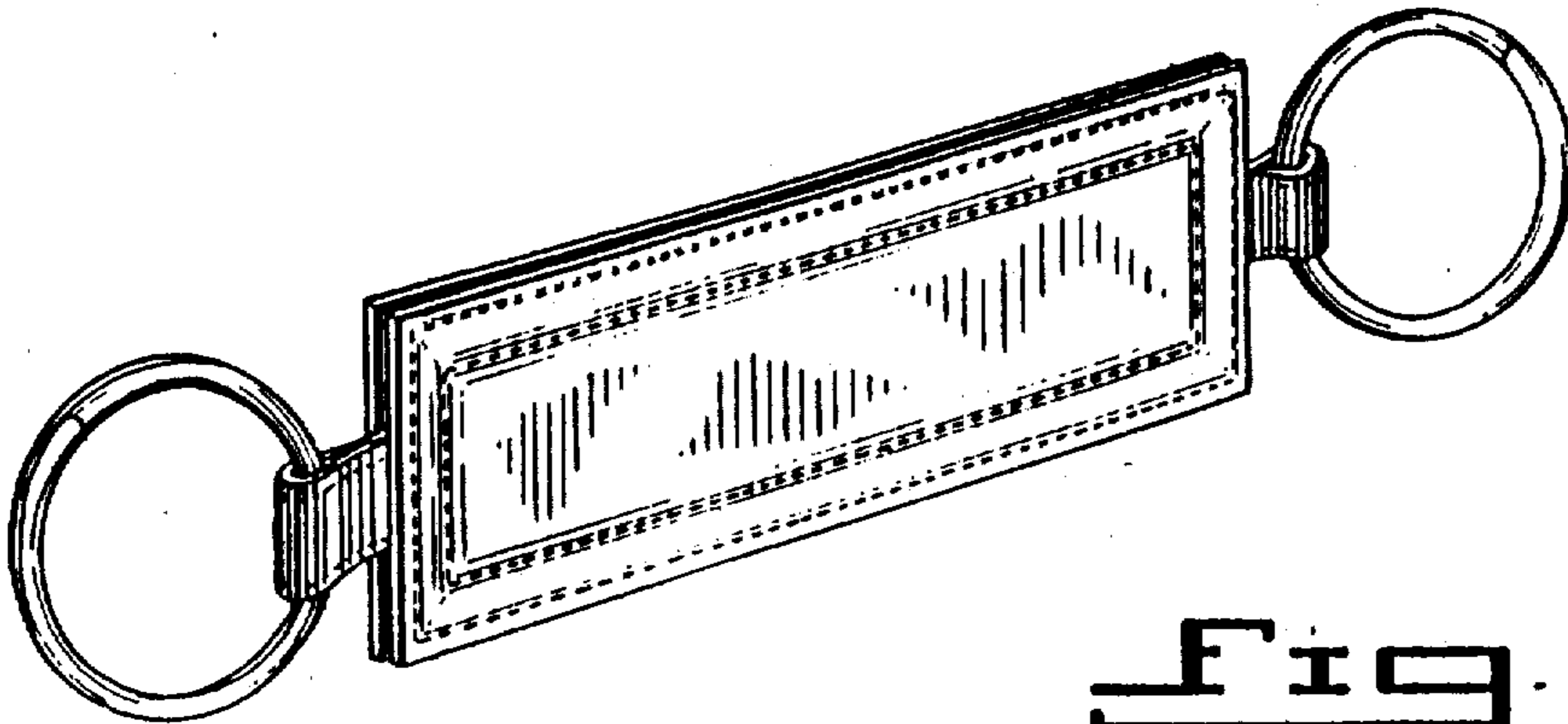


Fig. 1



Fig. 2

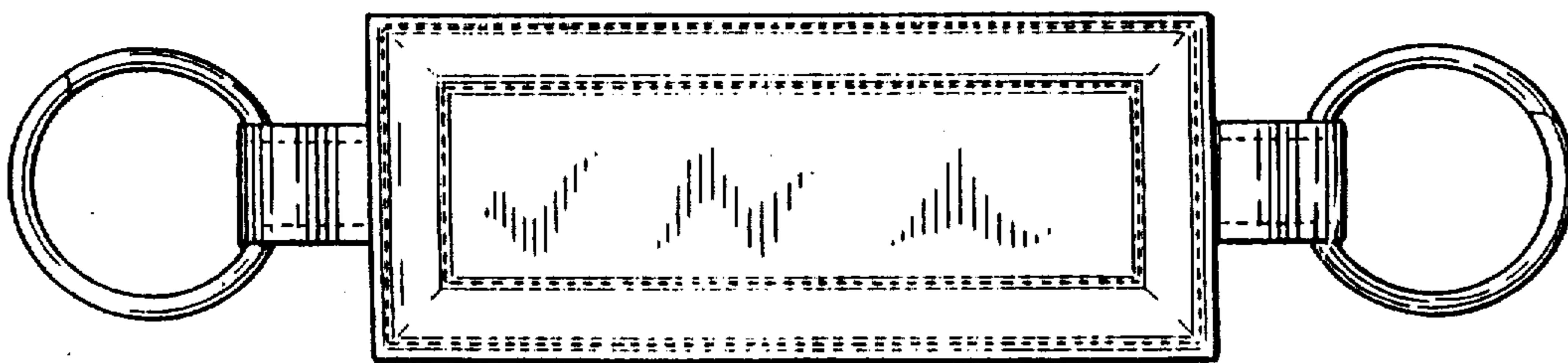


Fig. 3



Fig. 4