

[54] SECURITY WALLET

[76] Inventor: William T. O'Neal, 10449 Yorkford Dr., Dallas, Tex. 75238

[**] Term: 14 Years

[21] Appl. No.: 940,073

[22] Filed: Dec. 10, 1986

[52] U.S. Cl. D3/56; D3/100

[58] Field of Search D3/56, 57, 58, 59, 105; 150/132, 133, 135, 136, 137, 138, 139; 70/457, 456 R; 224/222

4,358,944 11/1982 Stoffel 70/457
4,416,315 11/1983 Foley 150/134
4,570,688 2/1986 Williams 150/134

FOREIGN PATENT DOCUMENTS

0024392 4/1919 Denmark 150/134

Primary Examiner—James R. Largen
Assistant Examiner—Y. Brunot
Attorney, Agent, or Firm—Henderson & Sturm

[57] CLAIM

The ornamental design for a security wallet, as shown and described.

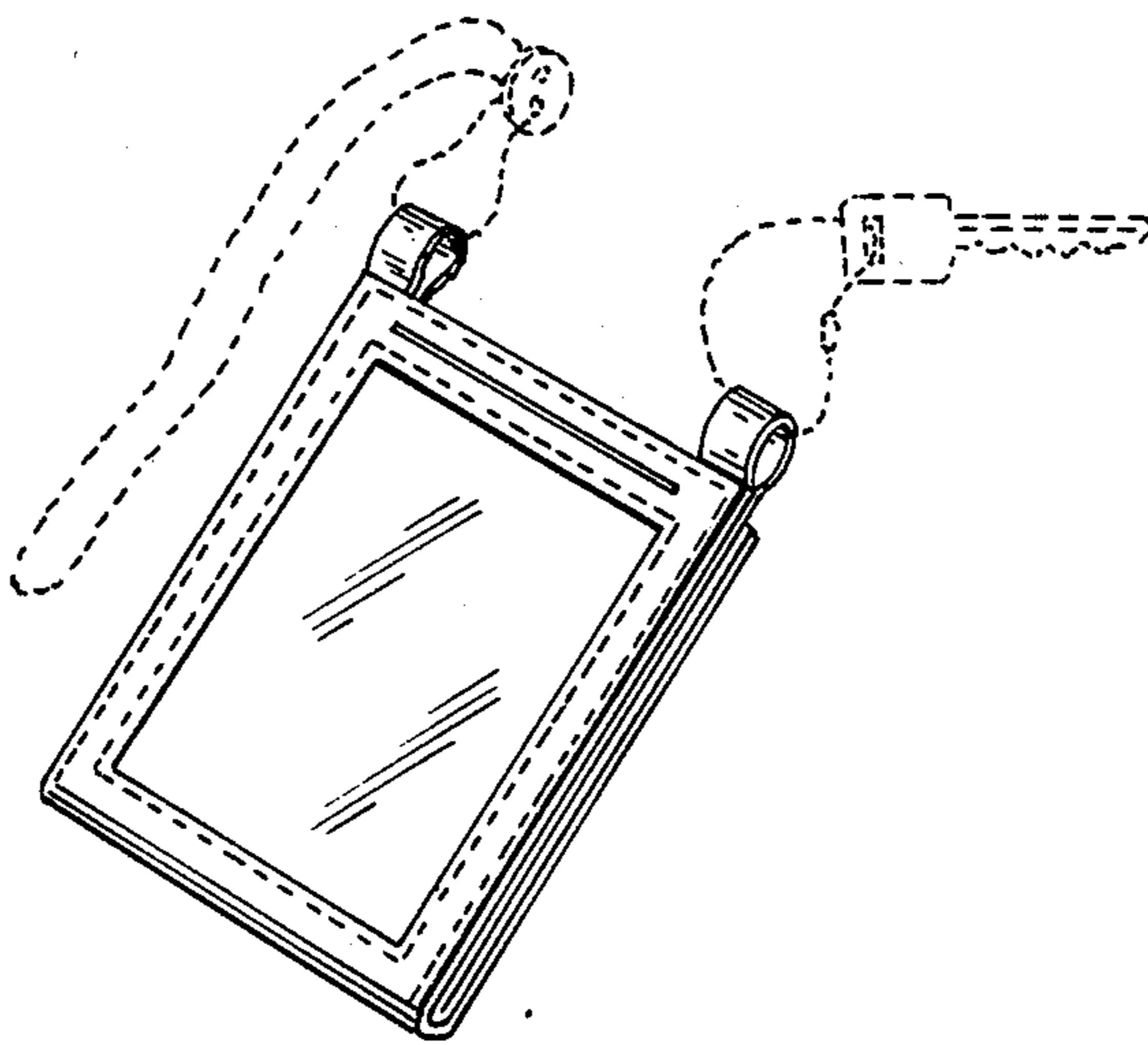
DESCRIPTION

FIG. 1 is a front perspective view of a security wallet showing my new design;
FIG. 2 is a top plan view;
FIG. 3 is a front elevational view;
FIG. 4 is a rear elevational view;
FIG. 5 is a side elevational view the opposite side being a mirror image thereof; and
FIG. 6 is a bottom plan view.
The broken lines representation of a neck laynard and keychain in FIG. 1 are for purposes of illustration only and form no part of the claimed design.

[56] References Cited

U.S. PATENT DOCUMENTS

D. 265,523	7/1982	Mermer	D3/58 X
D. 270,303	8/1983	Zautner	D3/56
D. 272,016	1/1984	Blair	D3/56
642,323	1/1900	Gremmels	150/137
1,816,284	7/1931	Hughes	224/252 X
2,425,150	8/1947	Greenway	150/135 X
2,629,251	2/1953	Schwalberg	70/457
2,983,412	5/1961	Ferguson	D3/105 X
4,037,716	7/1977	Marks	206/38
4,306,433	12/1981	Kelly	70/456 R



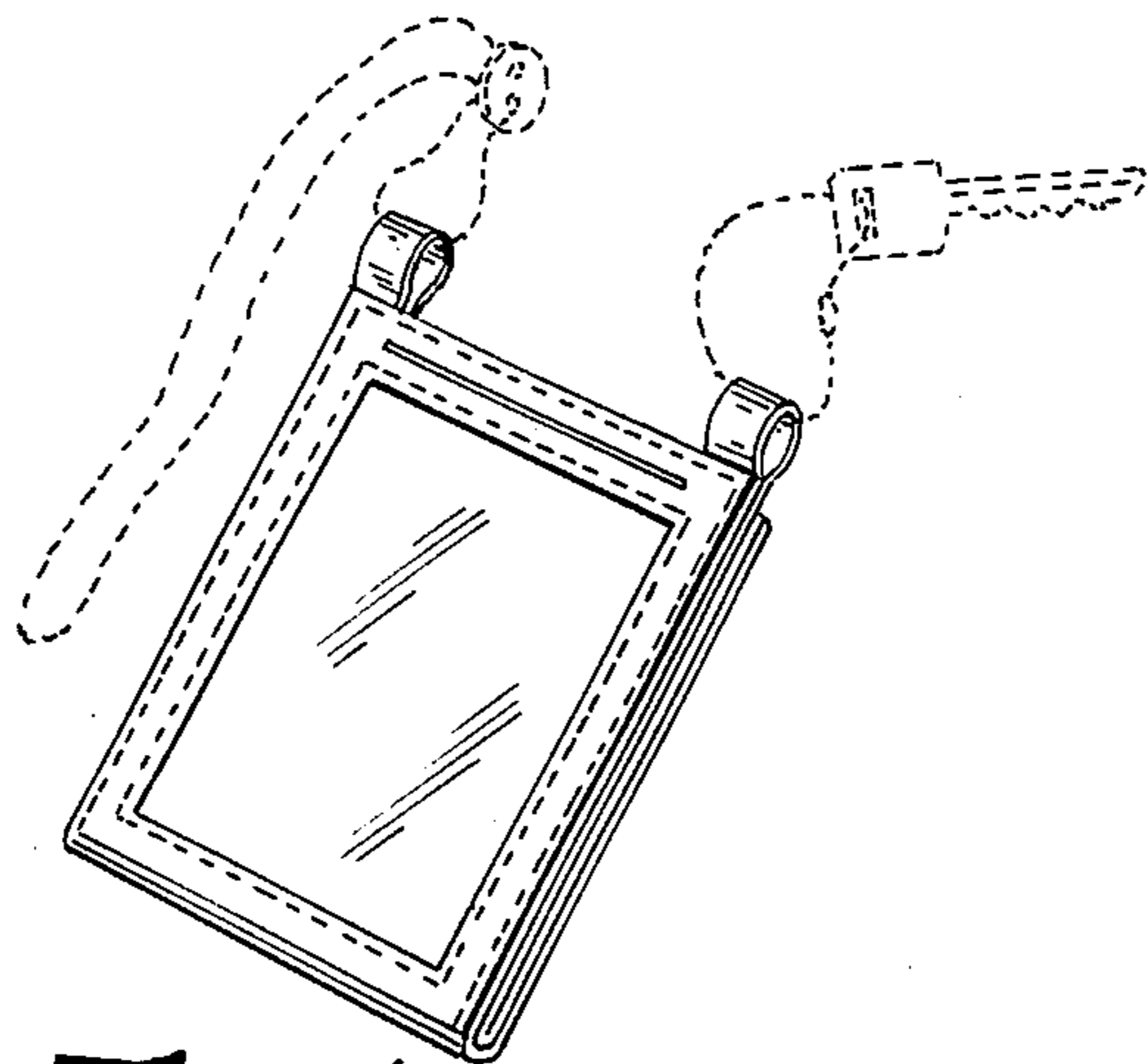


Fig. 1




Fig. 2

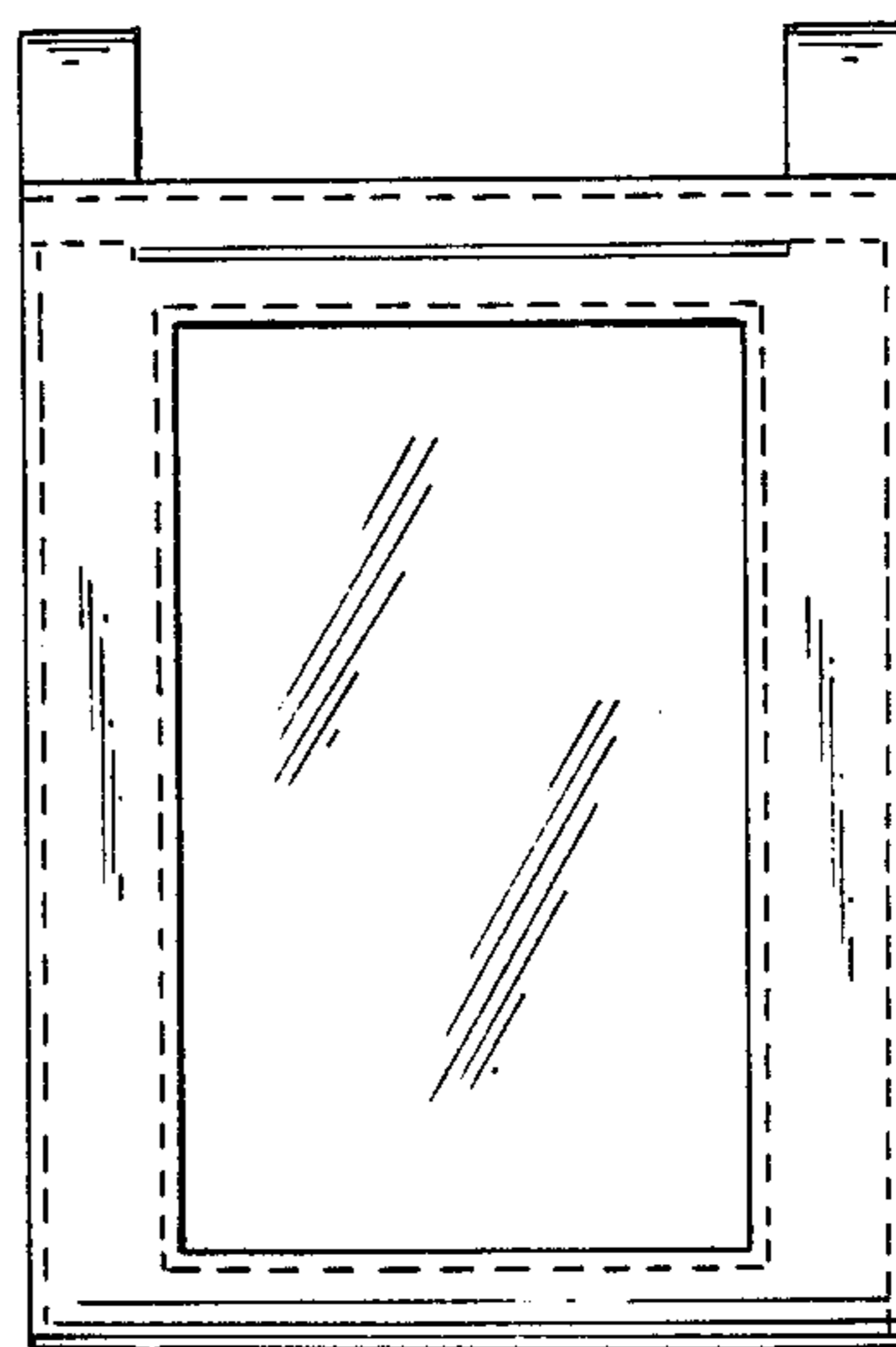
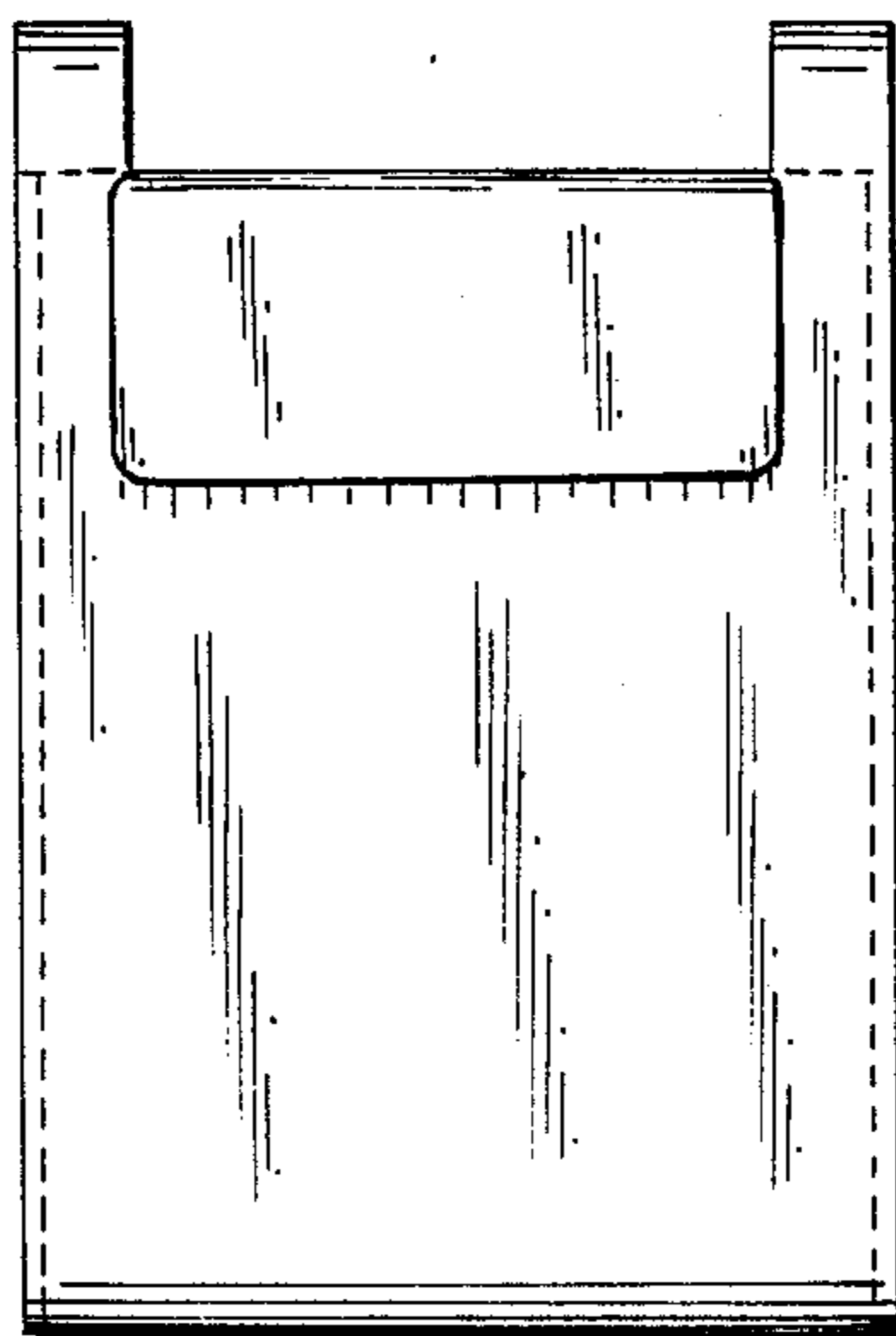


Fig. 3

5. ↑



5. →

Fig. 4




Fig. 6



Fig. 5