

[54] COIN COUNTER

[76] Inventor: Opal C. Walker, P.O. Box 3397, Quail Valley, Calif. 92380

[**] Term: 14 Years

[21] Appl. No.: 850,878

[22] Filed: Apr. 7, 1986

[52] U.S. Cl. D99/34; D7/691; D99/99; D10/46.2

[58] Field of Search D99/28, 34, 43, 99; D18/3; D7/50, 104; D8/1, 10, 14; 53/254; 206/0.8, 0.81, 0.82, 0.83, 0.84; 453/50, 51, 52, 59, 60, 62

[56] References Cited

U.S. PATENT DOCUMENTS

D. 67,759	7/1925	Meehan	D7/104
D. 179,956	3/1957	Setecka	D7/50
D. 198,533	6/1964	Langlie et al.	D8/10
208,902	10/1878	Fuller	453/60
D. 257,551	11/1980	Nadle	D7/104 X

1,130,978	3/1915	Jackson	.	
2,549,299	4/1951	Drury	133/1
2,718,060	9/1955	Buck, Jr.	D7/50 X
2,736,478	2/1956	Bernhardt, Jr.	226/14
2,794,305	6/1957	Economos	53/213
2,836,019	5/1958	Oltarzewski	53/254
3,107,467	10/1963	Gates	53/254
3,163,170	12/1964	Gates	453/61
4,091,599	5/1978	Lemieux	53/254

Primary Examiner—James R. Largen

[57] CLAIM

The ornamental design for coin counter, as shown and described.

DESCRIPTION

FIG. 1 is a top plan view of the coin counter showing my new design;

FIG. 2 is a side elevational view thereof, the opposite side being a mirror image of the side shown;

FIG. 3 is a bottom plan view thereof;

FIG. 4 is a left end elevational view thereof; and

FIG. 5 is a right end elevational view thereof.

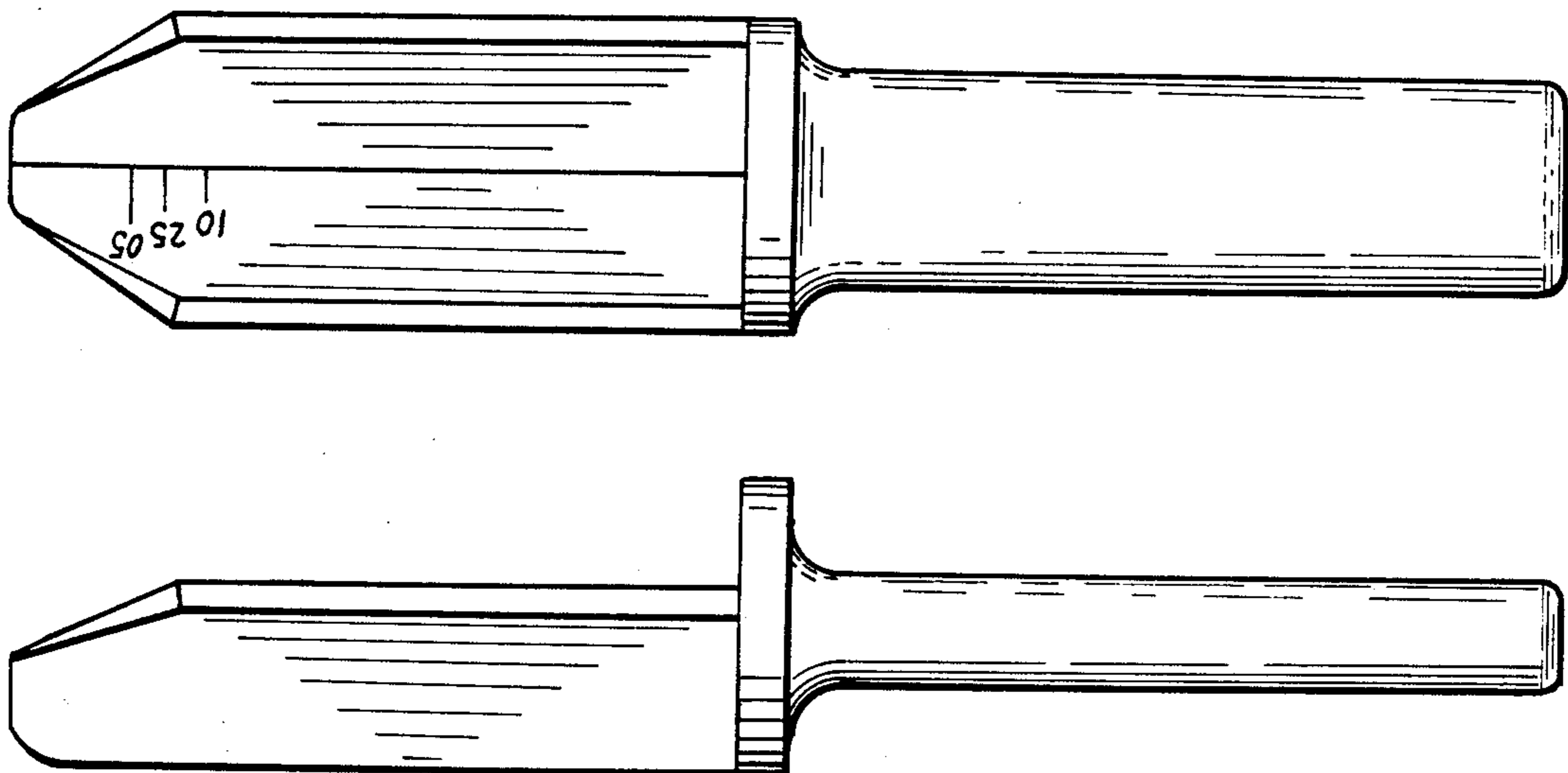


FIG. 1




FIG. 2

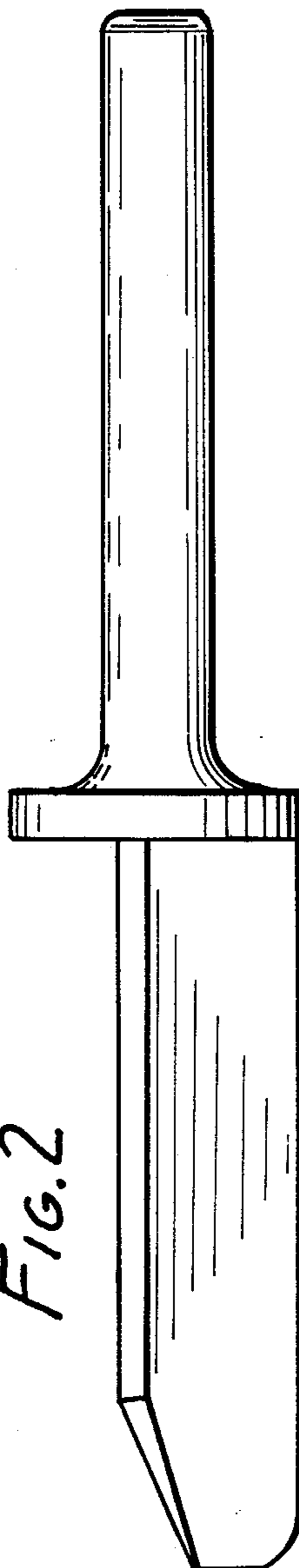


FIG. 3

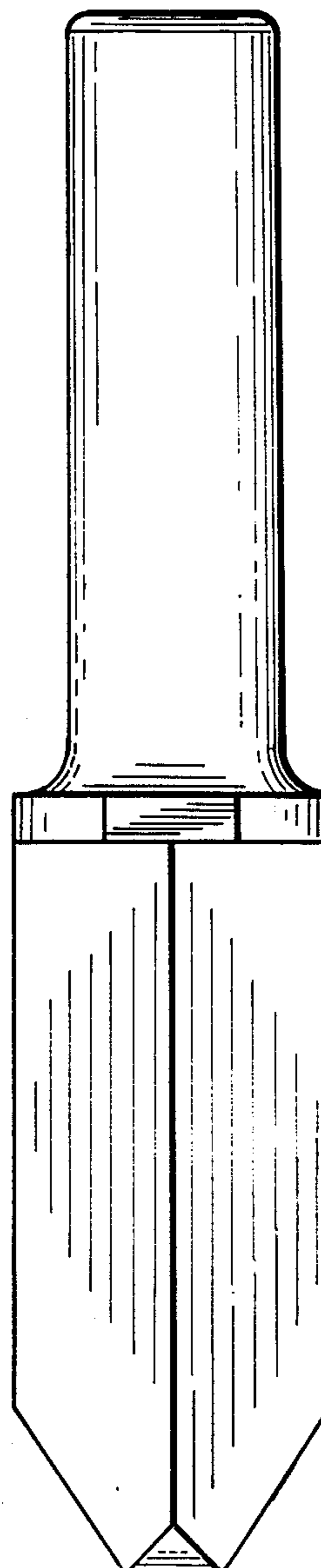


FIG. 4

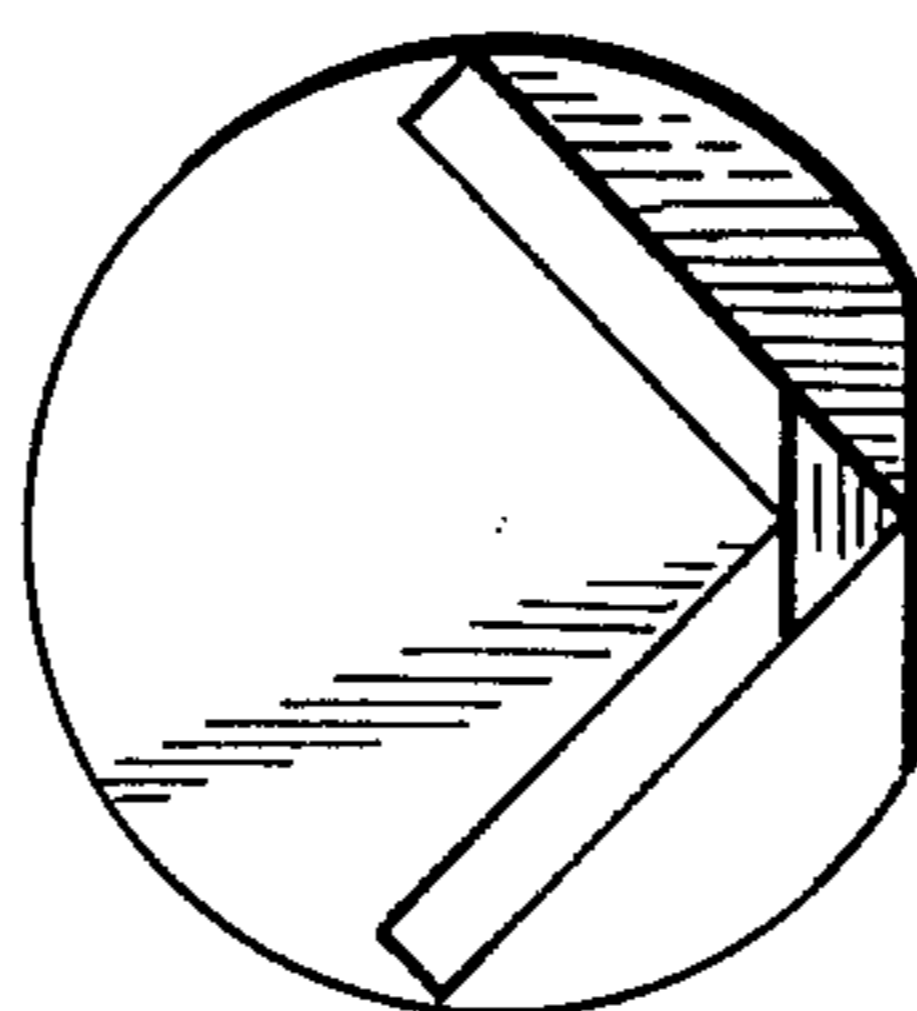


FIG. 5

