

[54] STORAGE RACK FOR A VACUUM CLEANER AND TOOLS

[75] Inventor: Sidney H. Bradd, Solon, Ohio

[73] Assignee: The Hoover Company, North Canton, Ohio

[**] Term: 14 Years

[21] Appl. No.: 40,145

[22] Filed: Apr. 20, 1987

[52] U.S. Cl. D32/31; D13/108

[58] Field of Search D32/25, 30, 31; D13/6; 15/323; 320/2, 4-5, 20

[56] References Cited

U.S. PATENT DOCUMENTS

| | | | | |
|------------|--------|-------------|-------|--------|
| D. 210,885 | 4/1968 | Eberhart | | D13/6 |
| D. 284,958 | 8/1986 | Tsuji | | D13/6 |
| D. 300,214 | 3/1989 | Adams | | D13/6 |
| D. 303,245 | 9/1989 | Tsuji | | D13/6 |
| 2,825,087 | 3/1958 | Meyerhoefer | | 15/323 |

| | | | | |
|-----------|---------|---------------|-------|--------|
| 3,183,891 | 5/1965 | MacDonald | | 120/36 |
| 3,293,528 | 12/1966 | Rosen et al. | | 320/2 |
| 4,225,814 | 9/1980 | Gantz et al. | | 320/2 |
| 4,463,283 | 7/1984 | Penney et al. | | D13/6 |
| 4,545,089 | 10/1985 | Oxel | | 15/323 |

Primary Examiner—A. Hugo Word

Assistant Examiner—Ruth McInroy

[57] CLAIM

The ornamental design for a storage rack for a vacuum cleaner and tools, as shown and described.

DESCRIPTION

FIG. 1 is a top, front and left side perspective view of a storage rack for a vacuum cleaner and tools showing my new design;

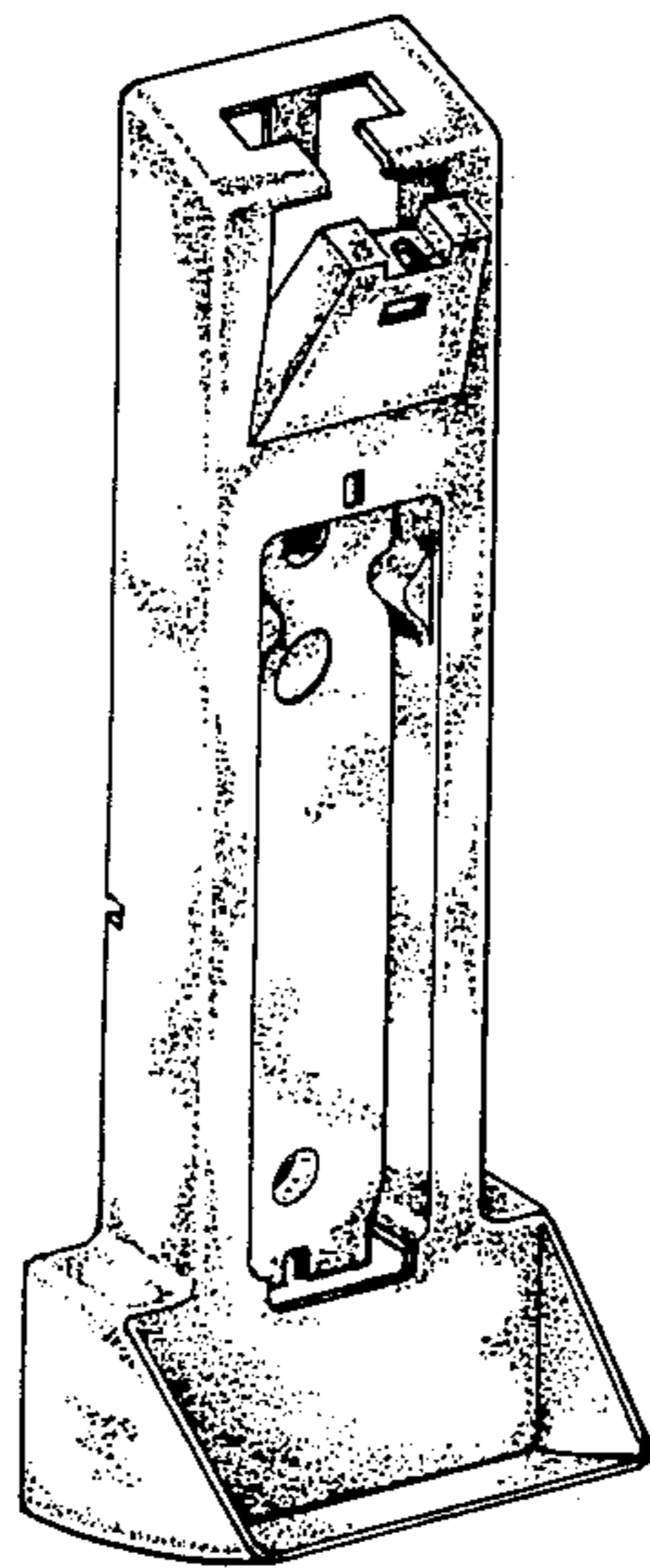
FIG. 2 is a right side elevational view thereof, the left side being a mirror image;

FIG. 3 is a front elevational view thereof;

FIG. 4 is a rear elevational view thereof;

FIG. 5 is a top plan view thereof; and

FIG. 6 is a bottom plan view thereof.



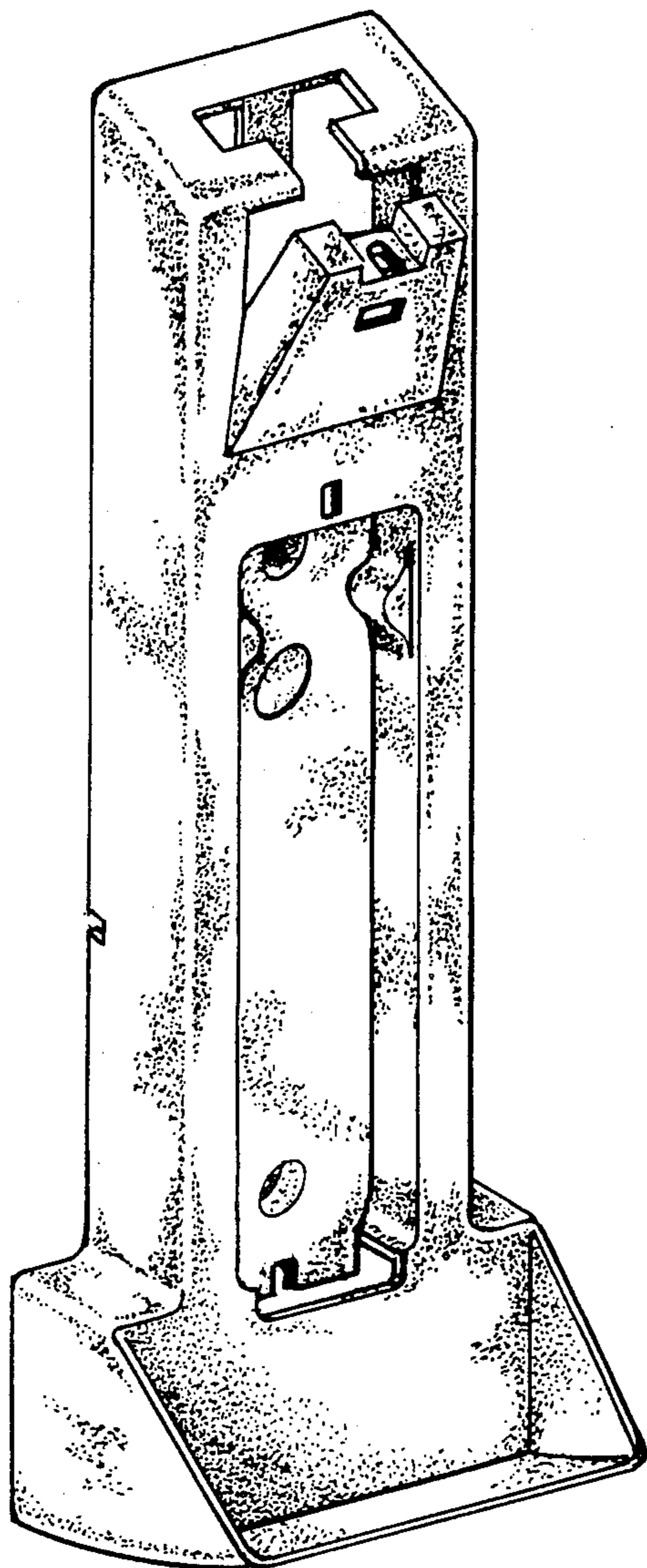


FIG. 1

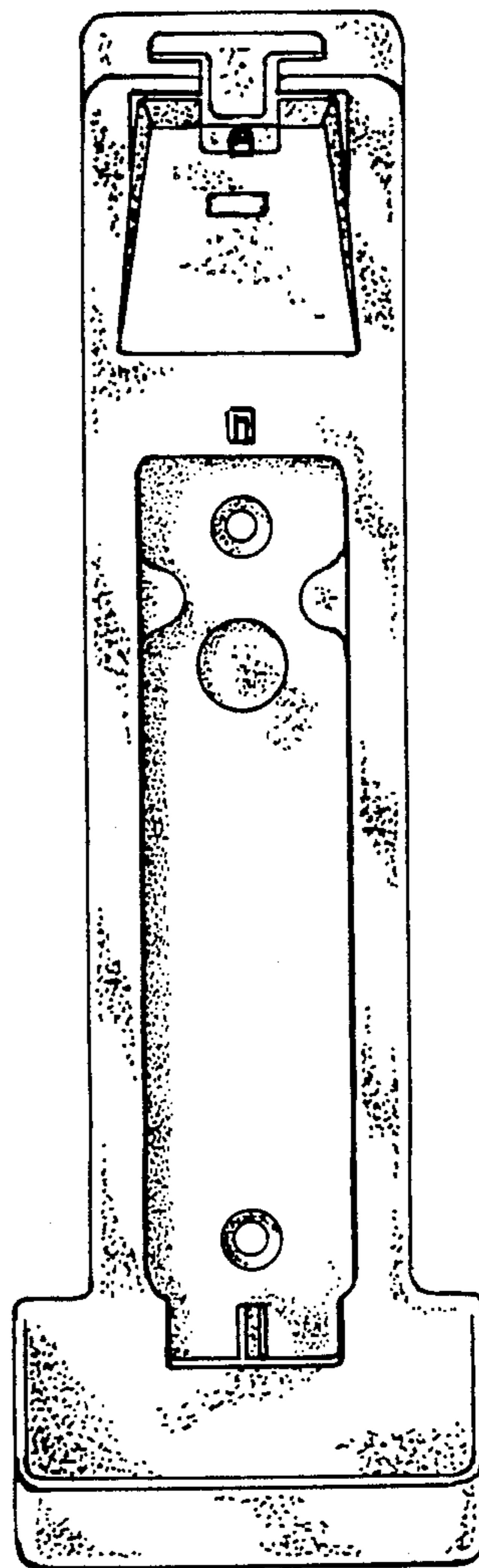


FIG. 3

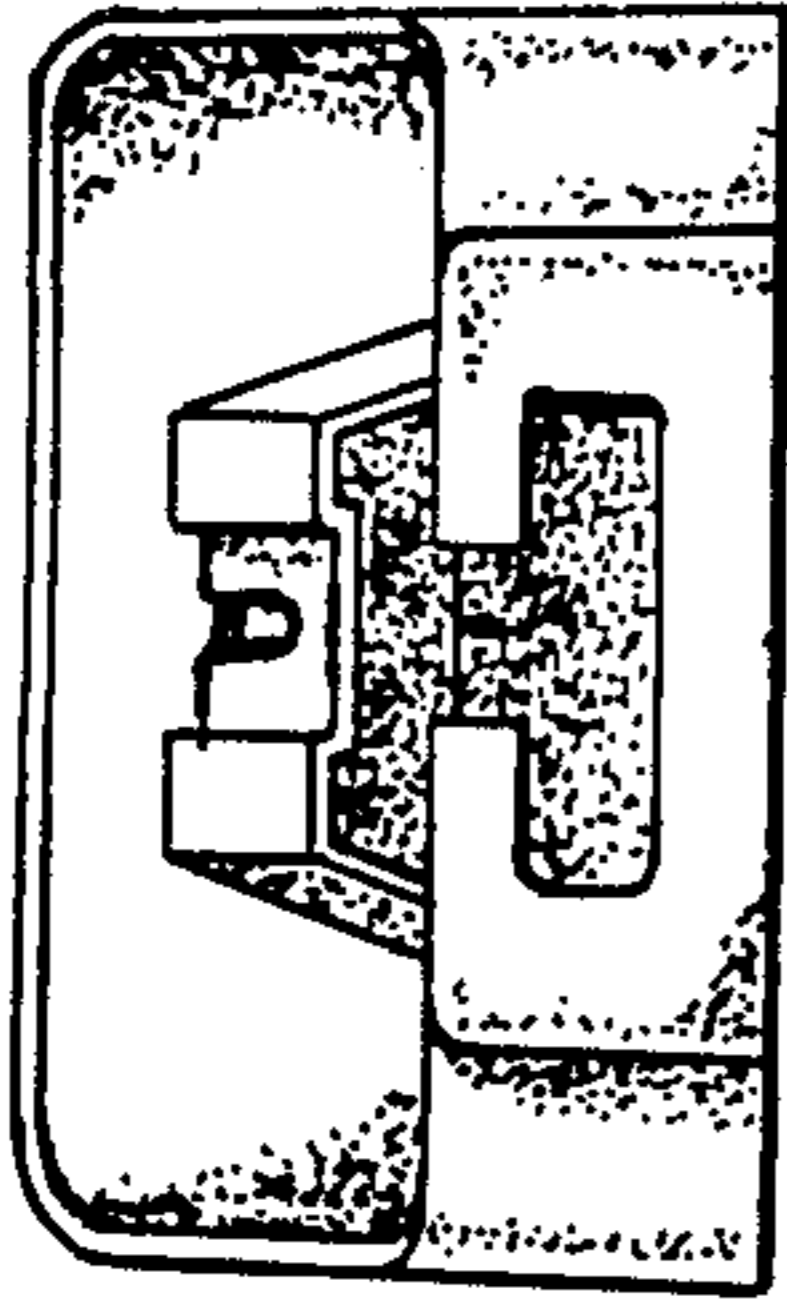


FIG. 5




FIG. 6




FIG. 2

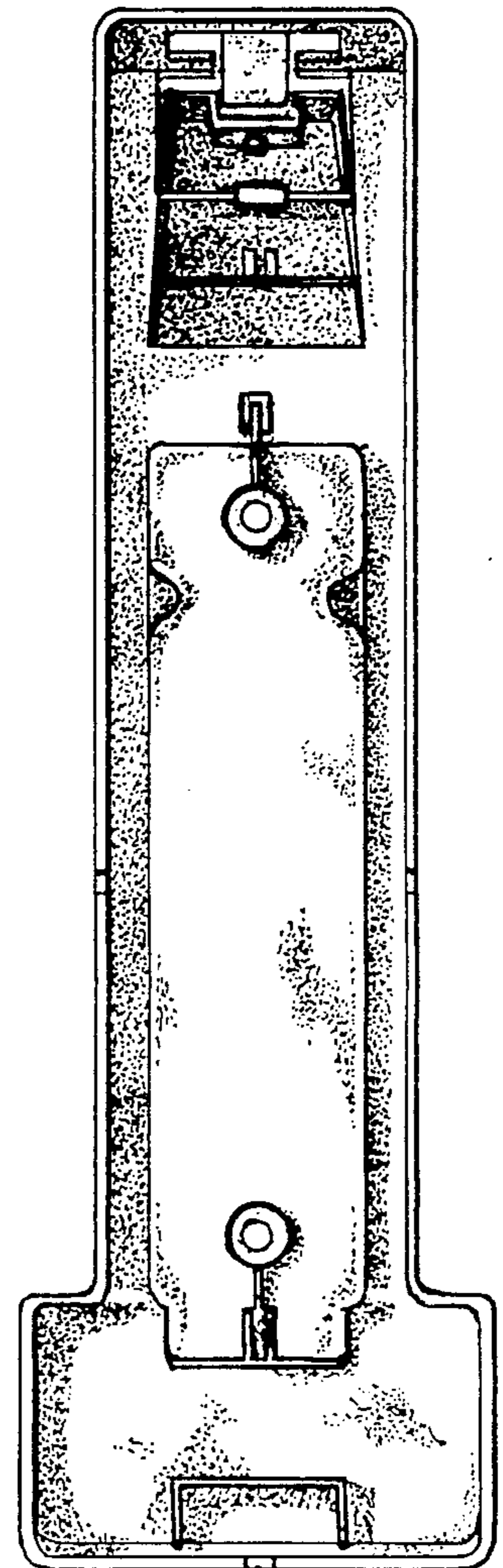


FIG. 4