

[54] **FLUORESCENT LIGHTING FIXTURE**

[75] **Inventor: Jack Burkarth, Dallas, Tex.**
[73] **Assignee: Gulton Industries, Inc., Plano, Tex.**
[**] **Term: 14 Years**
[21] **Appl. No.: 129,731**
[22] **Filed: Dec. 7, 1987**
[52] **U.S. Cl. D26/78**
[58] **Field of Search D26/75-79;**
362/216, 217, 218, 220, 221, 222, 223, 362

[56] **References Cited**
U.S. PATENT DOCUMENTS

D. 181,557 11/1957 Tillson D26/77
D. 292,026 9/1987 Krol D26/77
2,339,010 1/1944 Greenwald D26/78 X
3,209,142 9/1965 Michel et al. 362/218 X

FOREIGN PATENT DOCUMENTS

1211801 10/1959 France 362/223

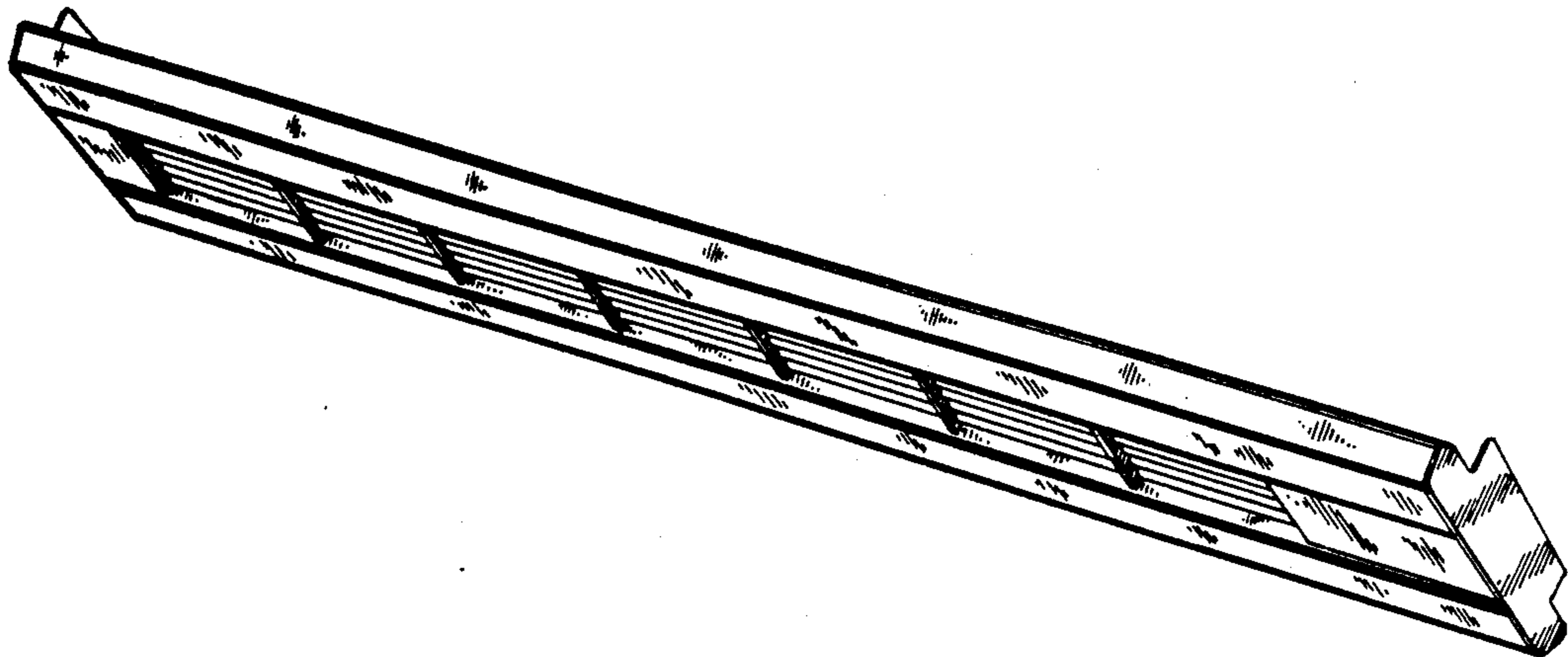
Primary Examiner—Susan J. Lucas
Attorney, Agent, or Firm—Darby & Darby

[57] **CLAIM**

The ornamental design for a fluorescent lighting fixture, as shown and described.

DESCRIPTION

FIG. 1 is a bottom, right side perspective view of a fluorescent lighting fixture showing my new design, the fixture being broken away for convenience of illustration;
FIG. 2 is a bottom plan view thereof;
FIG. 3 is a left side elevational view thereof, the right side being a mirror image;
FIG. 4 is a top plan view thereof; and
FIG. 5 is end elevational view thereof, the opposite side being a mirror image.



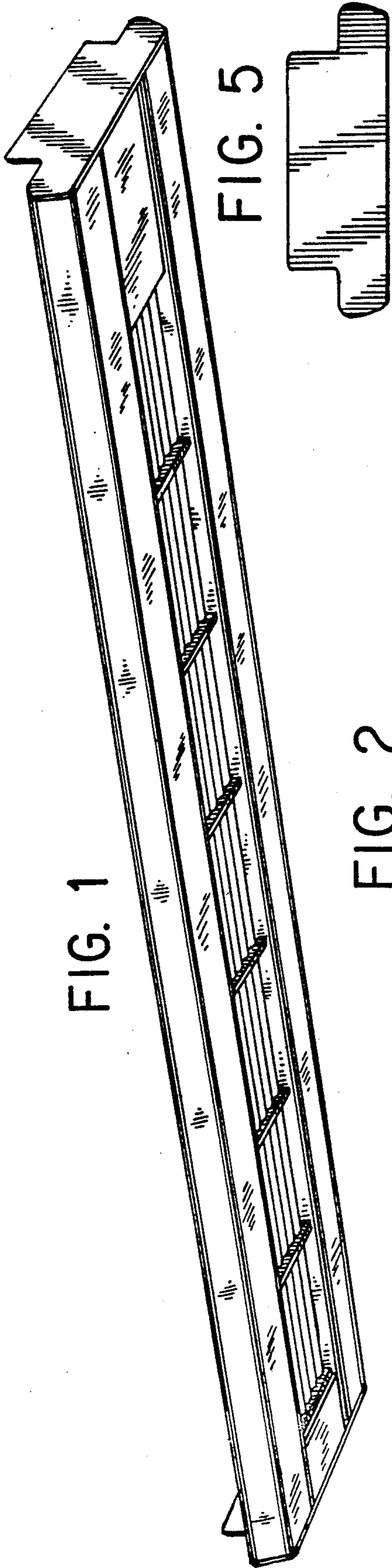


FIG. 1

FIG. 5

FIG. 2

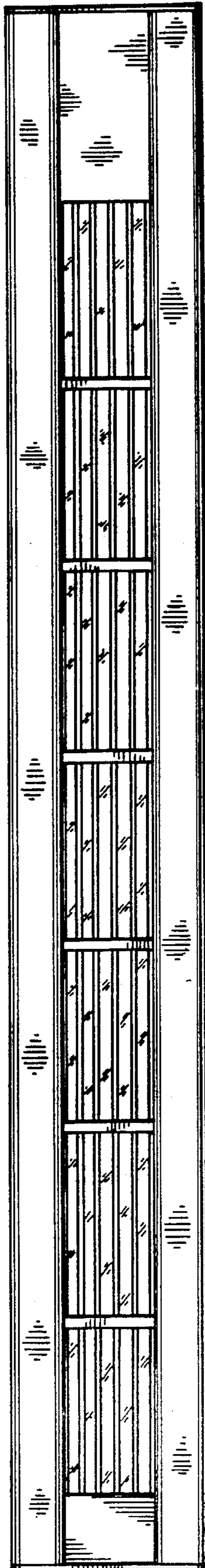


FIG. 3

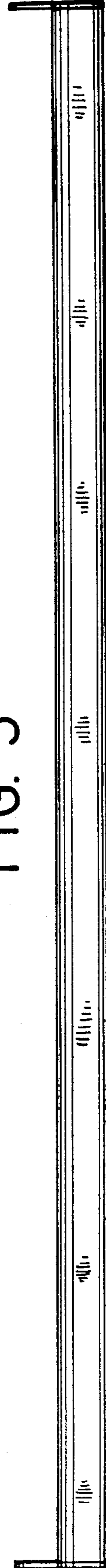


FIG. 4

