

[54] **DOWN MARKER**

[76] **Inventor: James J. Egender, 8919 Booth, Kansas City, Mo. 64138**

[**] **Term: 14 Years**

[21] **Appl. No.: 77,320**

[22] **Filed: Jul. 24, 1987**

[52] **U.S. Cl. D21/199; D10/46.1**

[58] **Field of Search D10/46.1; D20/22, 26, D20/27; D7/42; 273/DIG. 26; 116/173, 174, 215**

[56] **References Cited**

U.S. PATENT DOCUMENTS

- D. 171,929 4/1954 Cooper et al. D21/199
- D. 204,398 4/1966 Myers D10/46.1
- D. 223,165 3/1972 Komendat D21/199

- 2,280,682 4/1942 Baker D21/199
- 3,961,431 6/1976 Kalenian D20/22

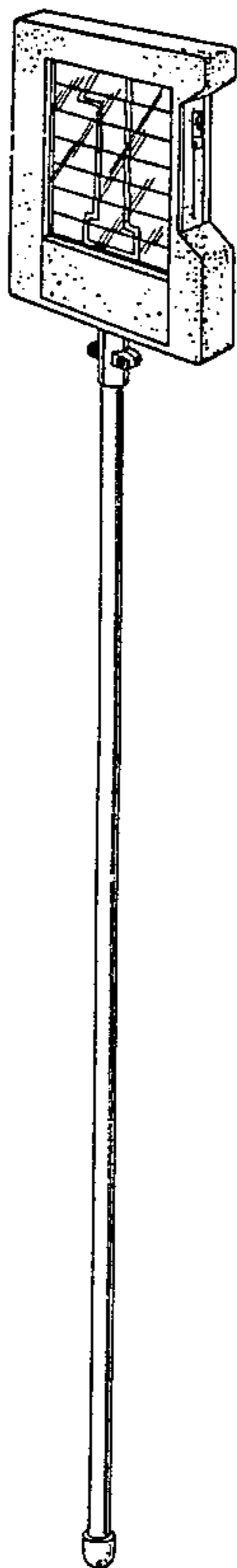
Primary Examiner—Charles A. Rademaker
Assistant Examiner—Alicia A. Farrell
Attorney, Agent, or Firm—Litman, McMahon and Brown

[57] **CLAIM**

The ornamental design for a down marker, as shown and described.

DESCRIPTION

FIG. 1 is a perspective view of a down marker embodying my new design;
FIG. 2 is a front elevational view thereof;
FIG. 3 is a right side elevational view thereof;
FIG. 4 is a left side elevational view thereof;
FIG. 5 is a top plan view thereof; and
FIG. 6 is a bottom plan view thereof.



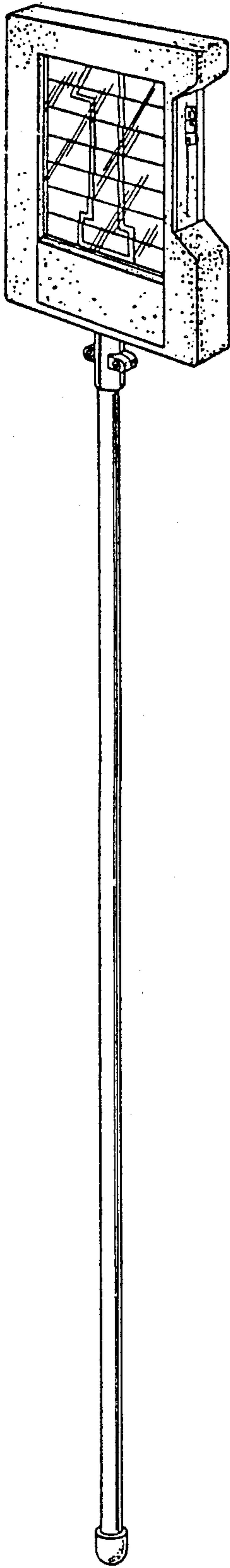


Fig. 1.

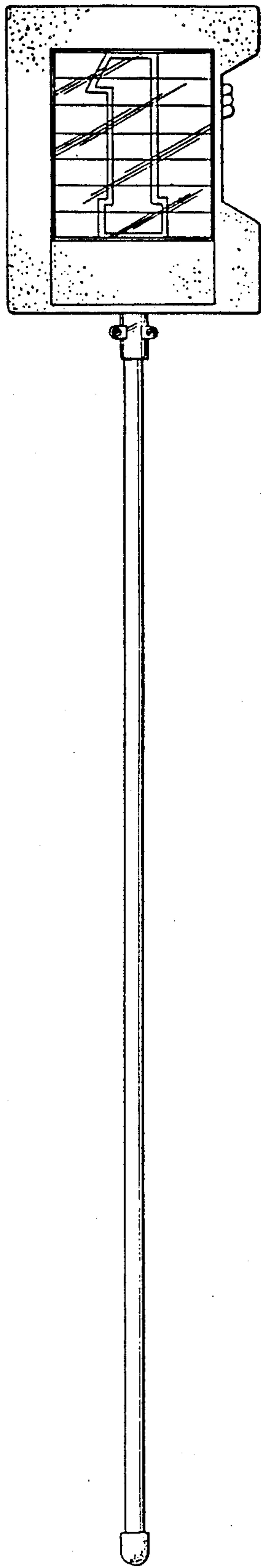


Fig. 2.



Fig. 3.



Fig. 4.



Fig. 5.



Fig. 6.