

[54] CAMERA

[75] Inventors: Noboru Tanaka, Kawasaki; Michio Hirohata, Inagi, both of Japan

[73] Assignee: Canon Kabushiki Kaisha, Tokyo, Japan

[*] Notice: The portion of the term of this patent subsequent to Mar. 6, 2004 has been disclaimed.

[**] Term: 14 Years

[21] Appl. No.: 886,048

[22] Filed: Jul. 16, 1986

[30] Foreign Application Priority Data

Jan. 20, 1986 [JP] Japan 61-1789
[52] U.S. Cl. D16/209
[58] Field of Search D16/200, 208, 209; 354/81, 82, 126, 127.1, 149.1, 149.11, 187, 202

[56] References Cited

U.S. PATENT DOCUMENTS

- D. 266,251 9/1982 Scultes D16/200
D. 266,331 9/1982 Scultes D16/209
D. 284,197 6/1986 Yamamoto D16/209
D. 285,450 9/1986 Soda D16/209
D. 290,464 6/1987 Kato D16/209
D. 291,090 7/1987 Ago et al. D16/6
D. 291,579 8/1987 Ito et al. D16/6

- D. 293,325 12/1987 Kato D16/209
D. 293,685 1/1988 Tanaka et al. D16/5
D. 293,917 1/1988 Tanaka et al. D16/5

OTHER PUBLICATIONS

Modern Photography, May 1985, p. 59, top center of the page.

Primary Examiner—Bernard Ansher
Assistant Examiner—Adir Aronovich
Attorney, Agent, or Firm—Fitzpatrick, Cella, Harper & Scinto

[57] CLAIM

The ornamental design for a camera, as shown and described.

DESCRIPTION

FIG. 1 is a front view of the camera, showing our new design;
FIG. 2 is a rear view thereof;
FIG. 3 is a top plan view thereof;
FIG. 4 is a bottom plan view thereof;
FIG. 5 is a side elevational view as seen from the left of FIG. 1;
FIG. 6 is a side elevational view as seen from the right of FIG. 1;
FIG. 7 is a perspective view of the camera;
FIG. 8 is a perspective view similar to FIG. 7 with the lens barrier in an expanded position; and
FIG. 9 is a perspective view similar to FIG. 7 with the lens barrier in a closed position.




FIG. 1




FIG. 2

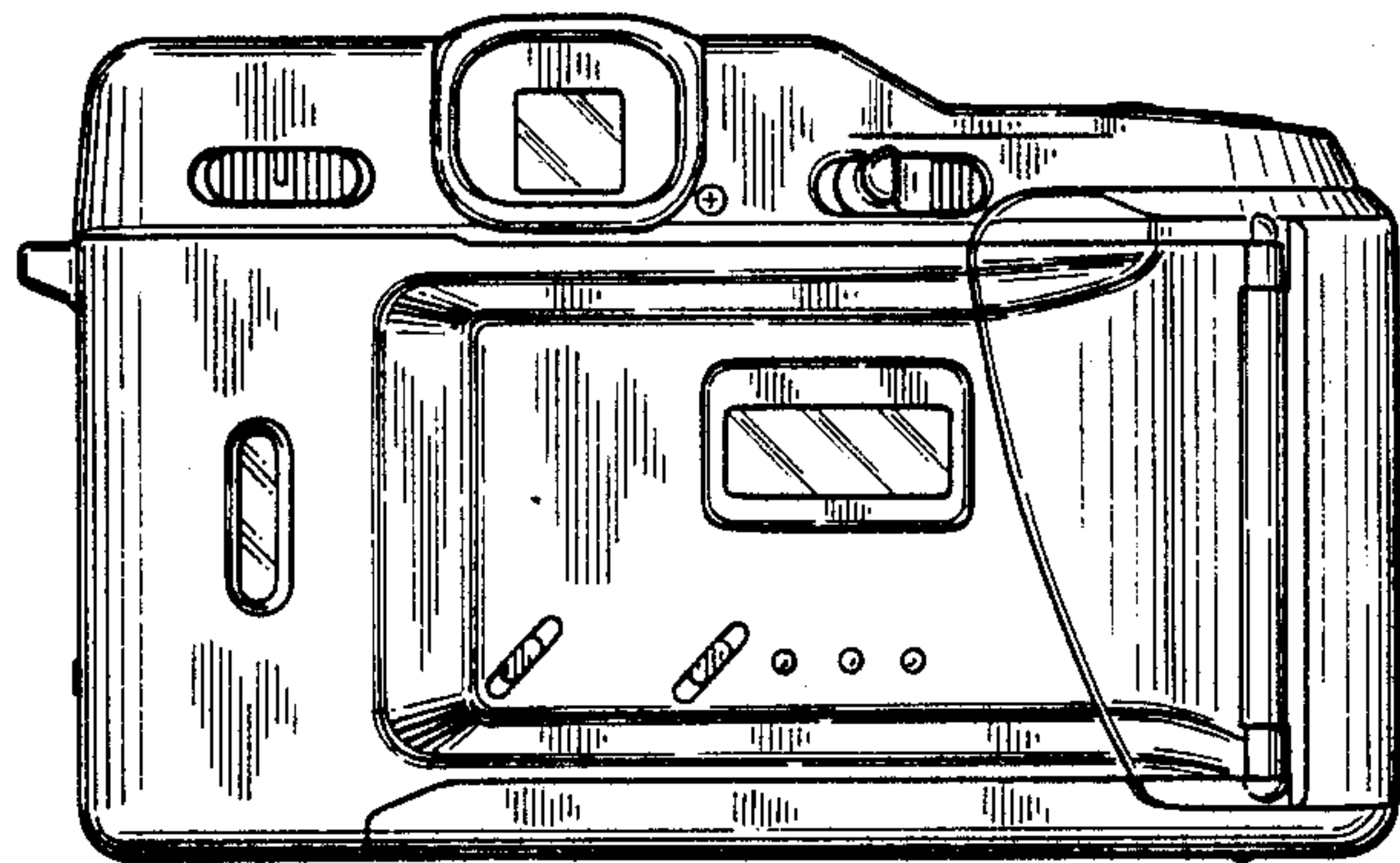


FIG. 3

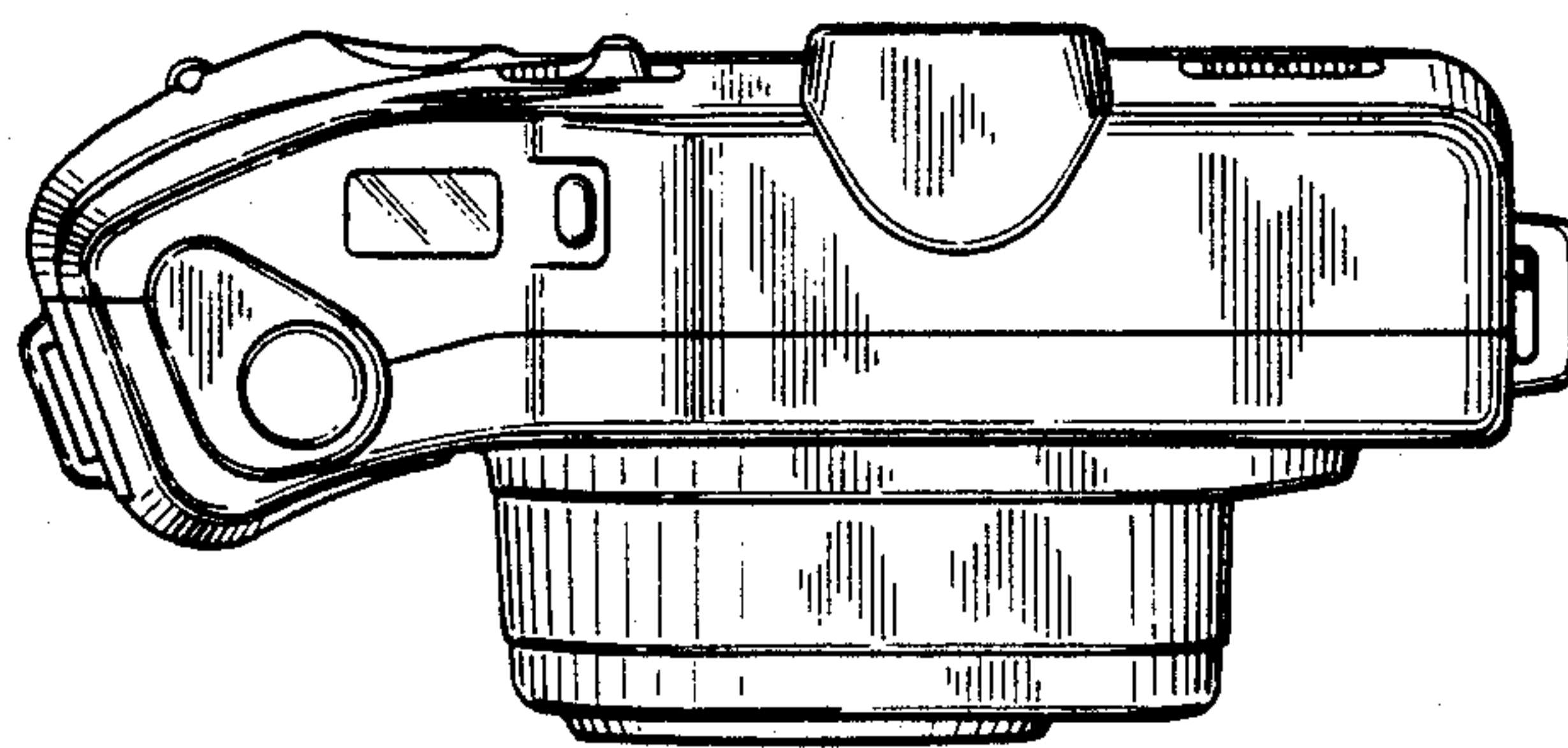


FIG. 4

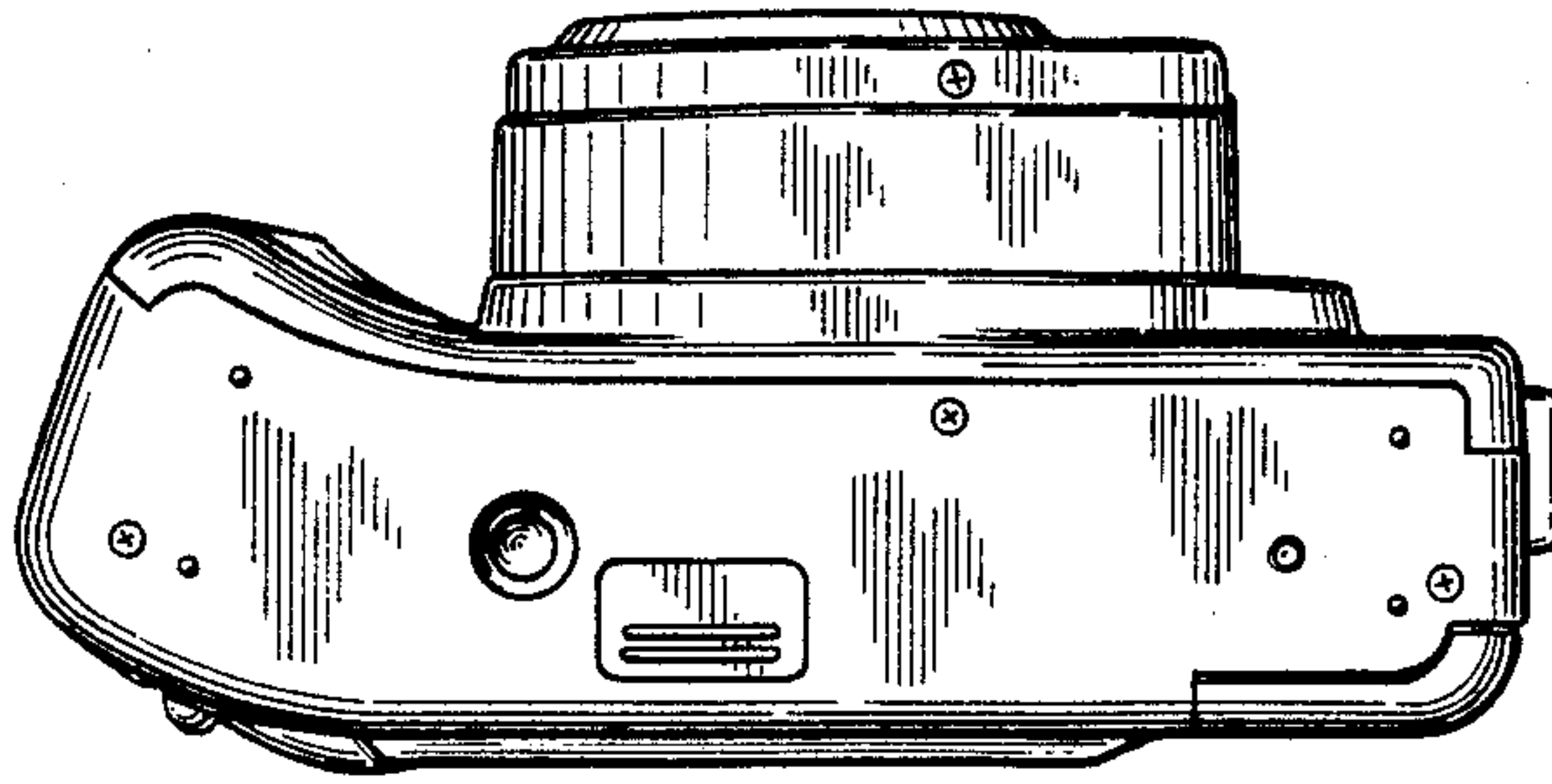


FIG. 5

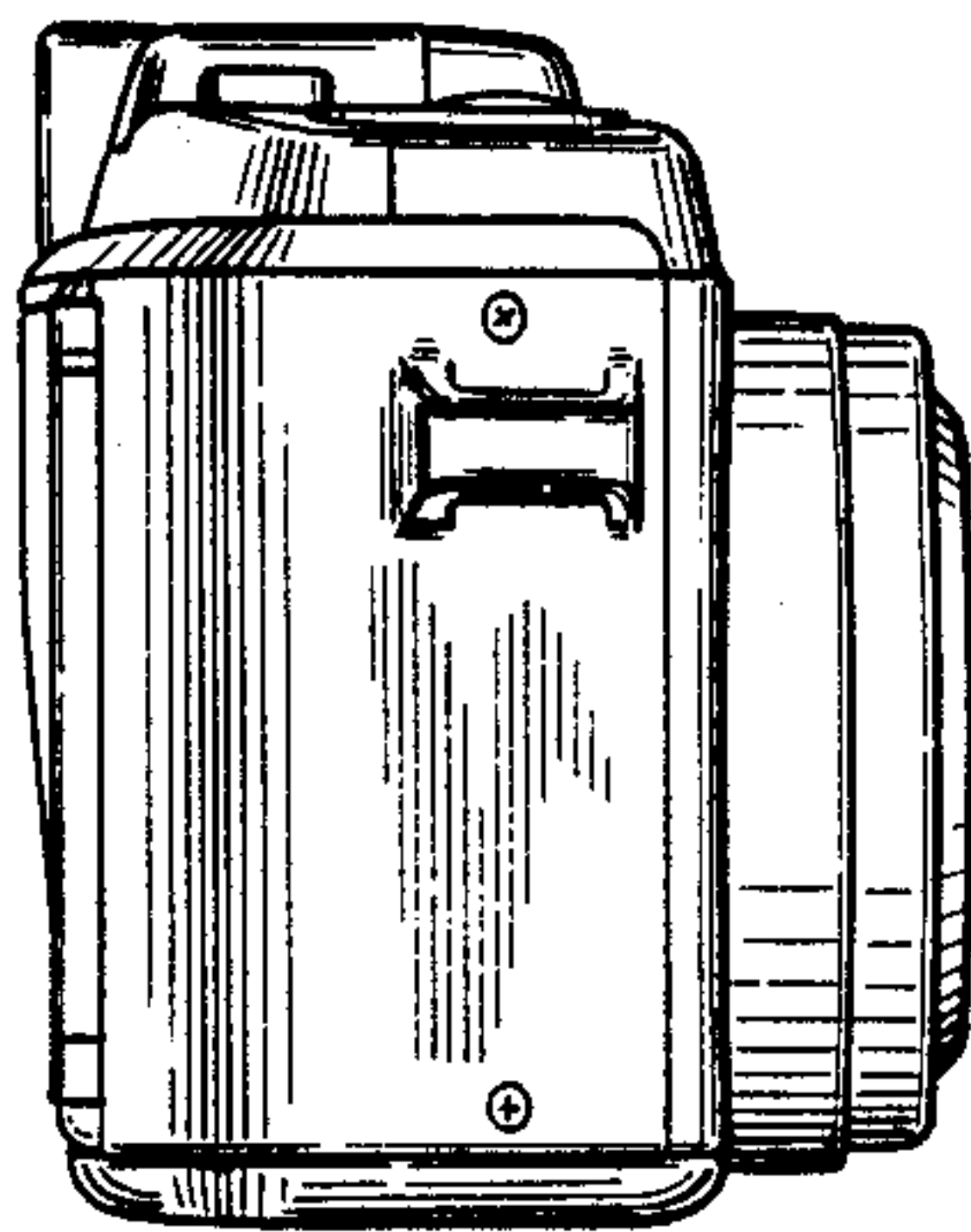


FIG. 6




FIG. 7




FIG. 8




FIG. 9

