

[54] **KEYBOARD**

[75] Inventor: **Ettore Sottsass**, Milan, Italy

[73] Assignee: **Ing C. Olivetti & C., S.p.A.**, Torino, Italy

[**] Term: **14 Years**

[21] Appl. No.: **129,086**

[22] Filed: **Dec. 7, 1987**

[30] **Foreign Application Priority Data**

Jun. 15, 1987 [IT] Italy 55422-/87[U]

[52] U.S. Cl. **D14/115**

[58] Field of Search D14/100, 102, 104, 105, D14/106, 107, 113, 115; D18/1, 7, 11, 12; 235/145 A, 145 R; 340/700, 706, 711, 712; 341/22, 23, 26; 358/249, 254; 364/130, 144, 189, 706-710; 400/472, 477, 479, 485, 486, 496, 676, 677, 682

[56] **References Cited**

U.S. PATENT DOCUMENTS

D. 278,818 5/1985 Aoyama D14/100

D. 279,474 7/1985 Akagi et al. D14/100
D. 280,411 9/1985 Sakamoto D14/100
D. 281,426 11/1985 Kurihara et al. D14/100
D. 285,793 9/1986 Moggridge D14/100
D. 285,922 9/1986 Freige et al. D14/100
D. 292,801 11/1987 Davis, Jr. et al. D14/100
D. 293,911 1/1988 Lynar et al. D14/100
4,773,783 9/1988 Dickie 400/682

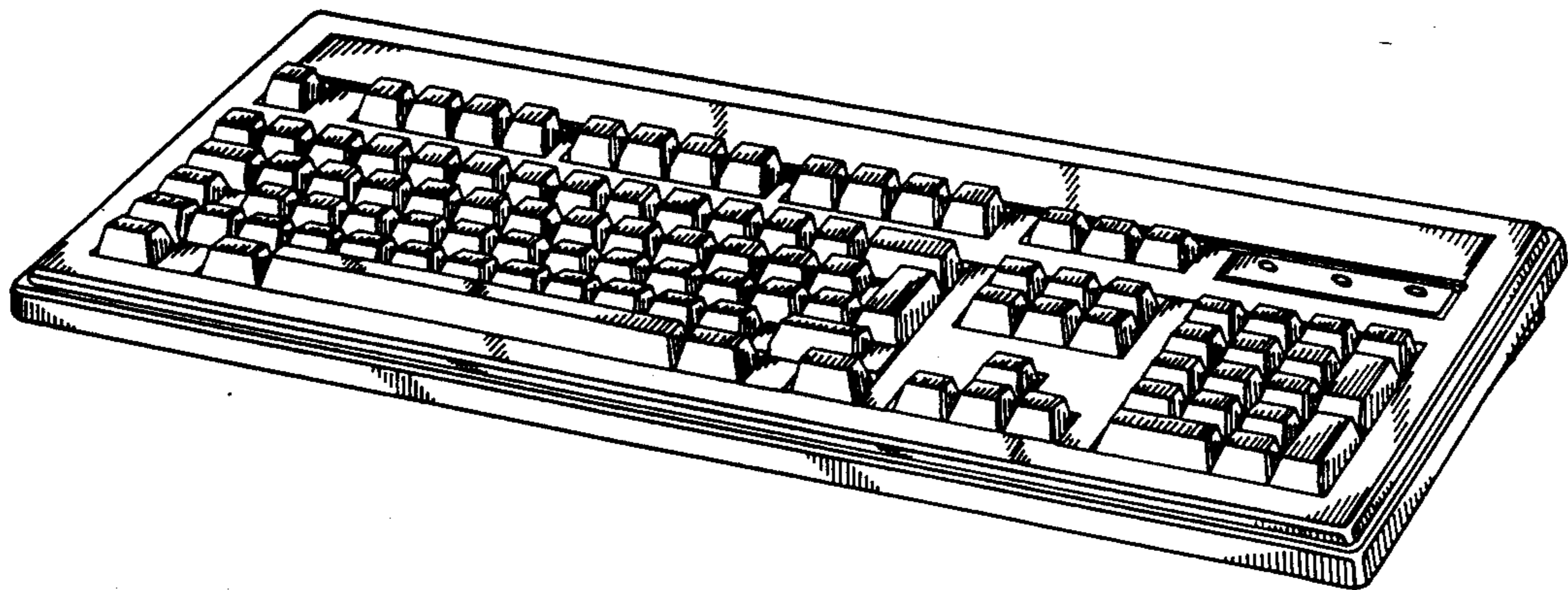
Primary Examiner—Susan J. Lucas
Assistant Examiner—Freda S. Nunn
Attorney, Agent, or Firm—Banner, Birch, McKie & Beckett

[57] **CLAIM**

The ornamental design for a keyboard, as shown and described.

DESCRIPTION

FIG. 1 is a top, front and right side perspective view of a keyboard showing my new design;
FIG. 2 is a rear and left side perspective view thereof;
FIG. 3 is a left side elevational view thereof;
FIG. 4 is a top plan view thereof;
FIG. 5 is a bottom plan view thereof; and
FIG. 6 is a right side elevational view thereof.



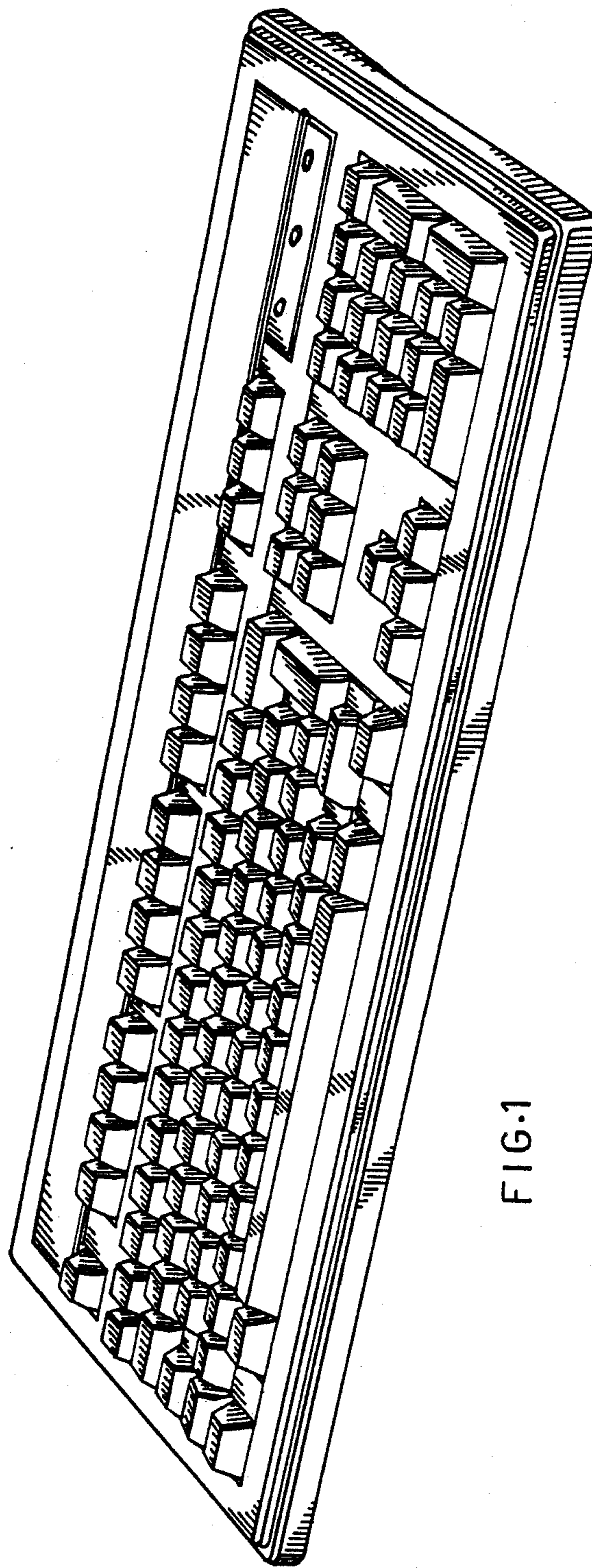


FIG. 1

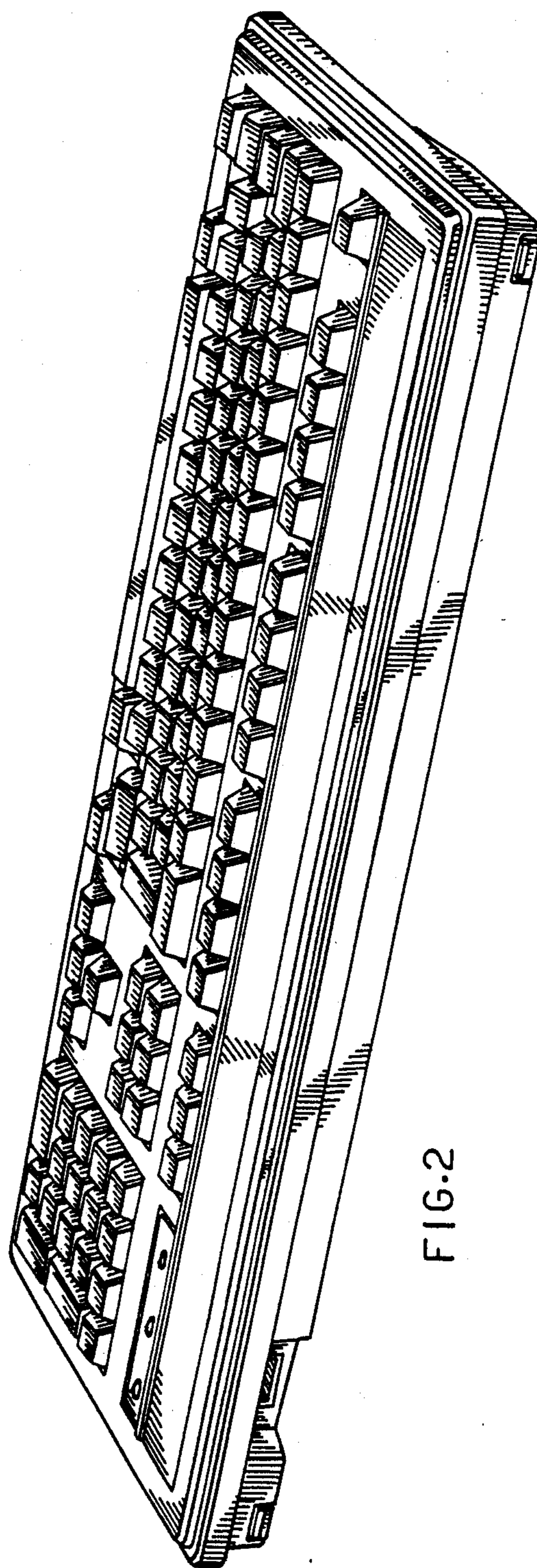


FIG. 2




FIG. 3

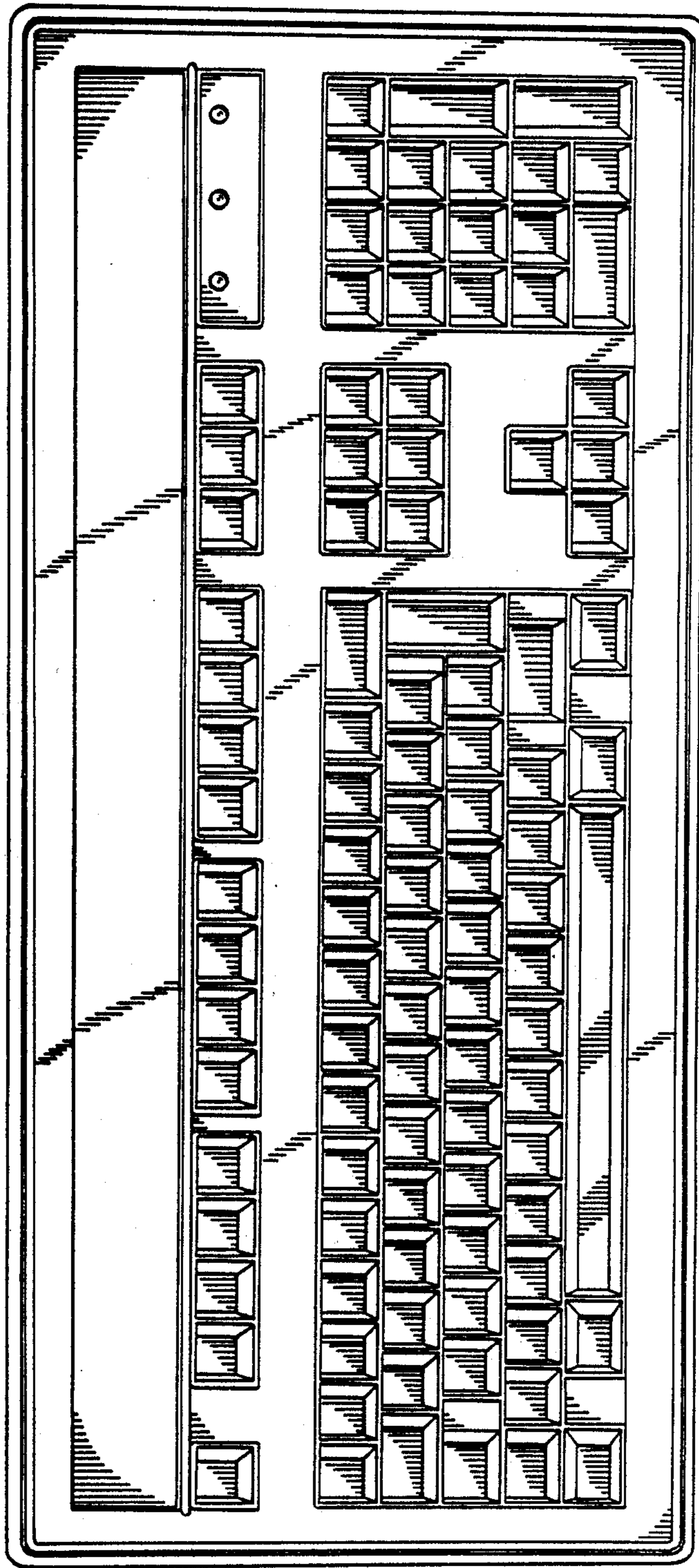


FIG. 4

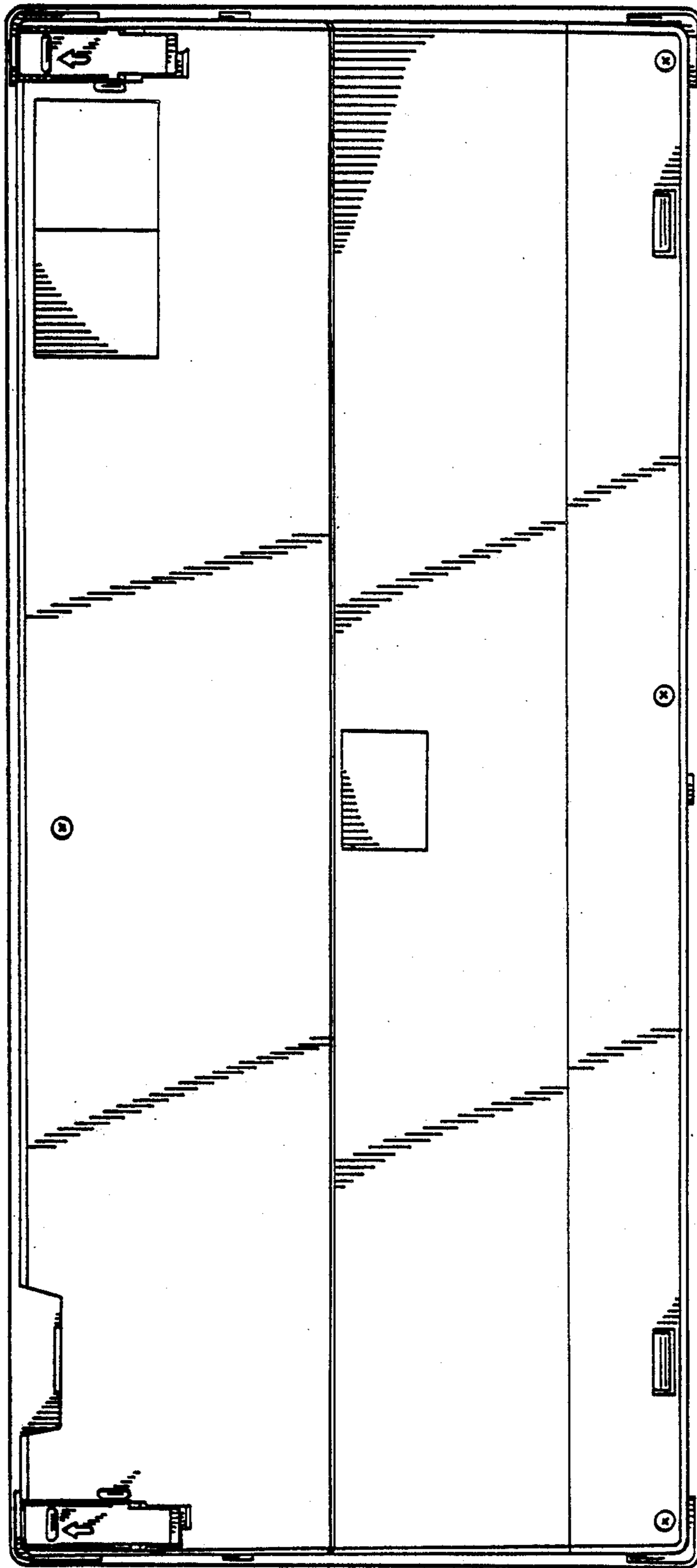


FIG. 5

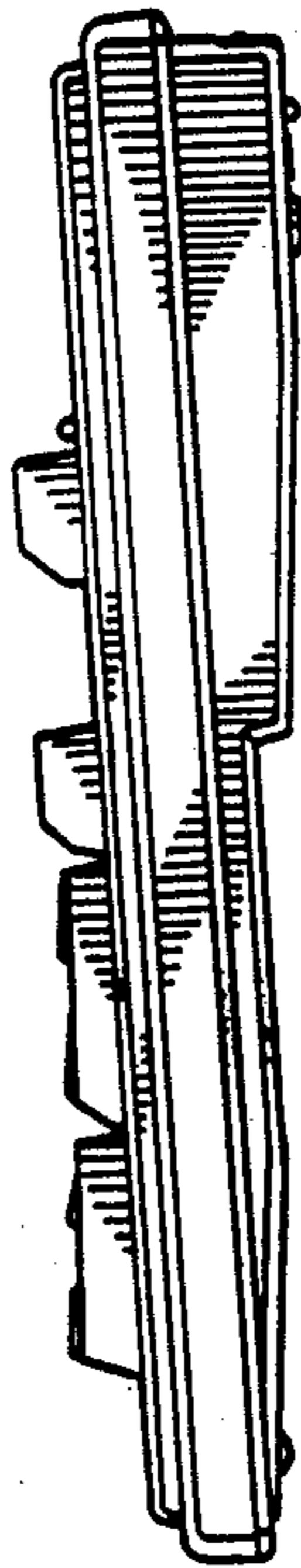


FIG. 6