

[54] DIGITIZING TABLET

[75] Inventors: Thomas A. Tedham, Salem; Kenichi Akagi, Littleton, both of Mass.

[73] Assignee: Wang Laboratories, Inc., Lowell, Mass.

[\*] Notice: The portion of the term of this patent subsequent to May 22, 2004 has been disclaimed.

[\*\*] Term: 14 Years

[21] Appl. No.: 260,546

[22] Filed: Oct. 20, 1988

[52] U.S. Cl. .... D14/114; D19/52

[58] Field of Search ..... D14/113-116, D14/103; D10/46; D19/52, 86, 91; 248/441.1, 444.1, 445-447; 340/306, 309; 178/18, 19

[56] References Cited

U.S. PATENT DOCUMENTS

- D. 211,473 6/1968 Dykmans et al. .... D14/103
- D. 284,084 6/1986 Ferrara, Jr. .... D14/114

- 3,876,831 4/1975 Wickham et al. .... 178/19
- 3,980,266 9/1976 Jones ..... 248/454
- 4,455,451 6/1984 Kriz ..... 178/18
- 4,618,119 10/1986 Powell ..... 248/456

OTHER PUBLICATIONS

Summagraphics Corp., Feb. 6, 1986-The MM 1812 Digitizer Computer Box.

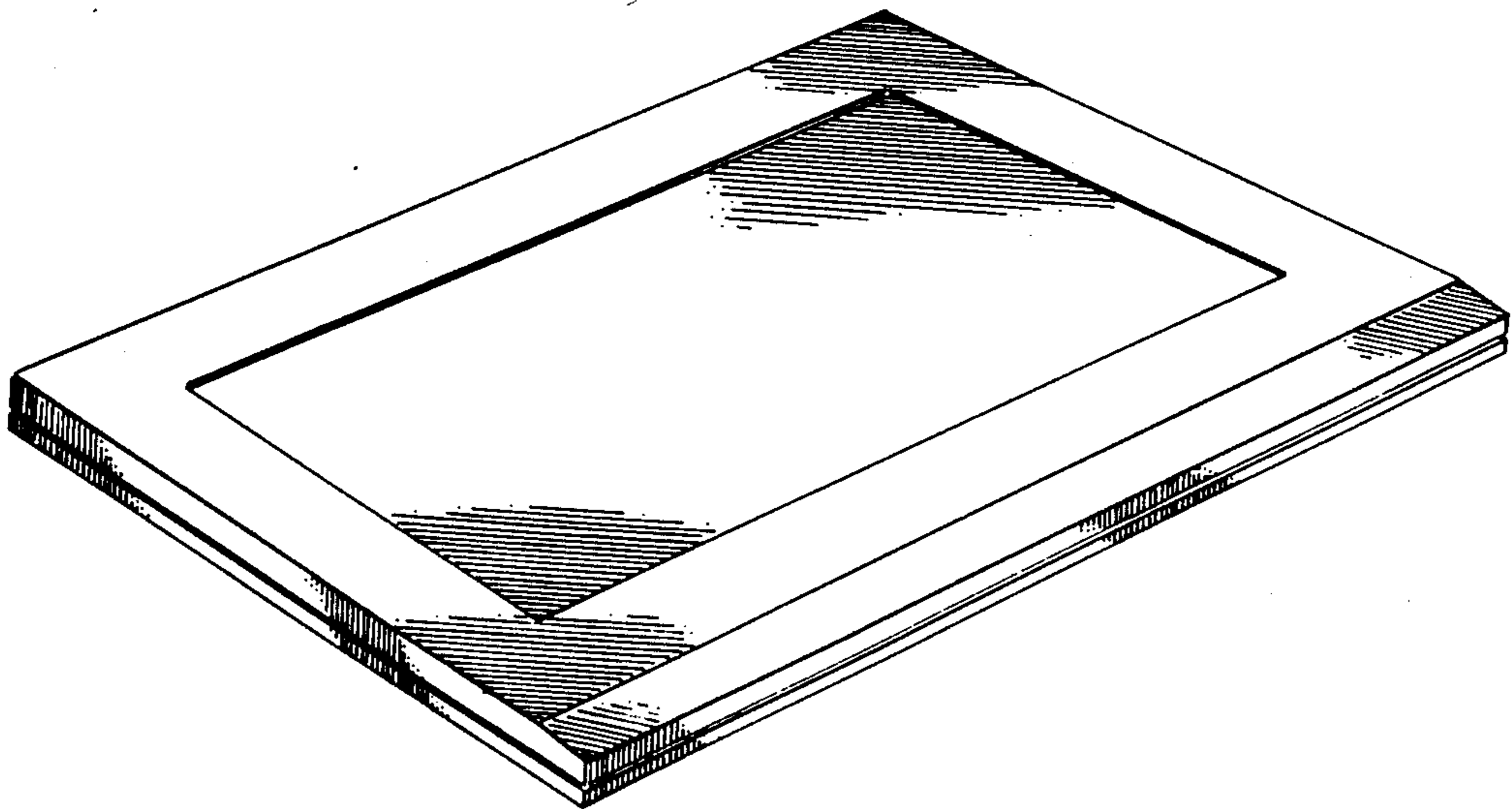
Primary Examiner—Susan J. Lucas  
Assistant Examiner—Freda S. Nunn  
Attorney, Agent, or Firm—Michael H. Shanahan; Kenneth L. Milik

[57] CLAIM

The ornamental design for a digitizing tablet, as shown and described.

DESCRIPTION

FIG. 1 is a top, left, front perspective view of a digitizing tablet showing our new design;  
FIG. 2 is a top plan view thereof;  
FIG. 3 is a front elevational view thereof;  
FIG. 4 is a right side elevational view thereof;  
FIG. 5 is a bottom plan view thereof;  
FIG. 6 is a rear elevational view thereof.



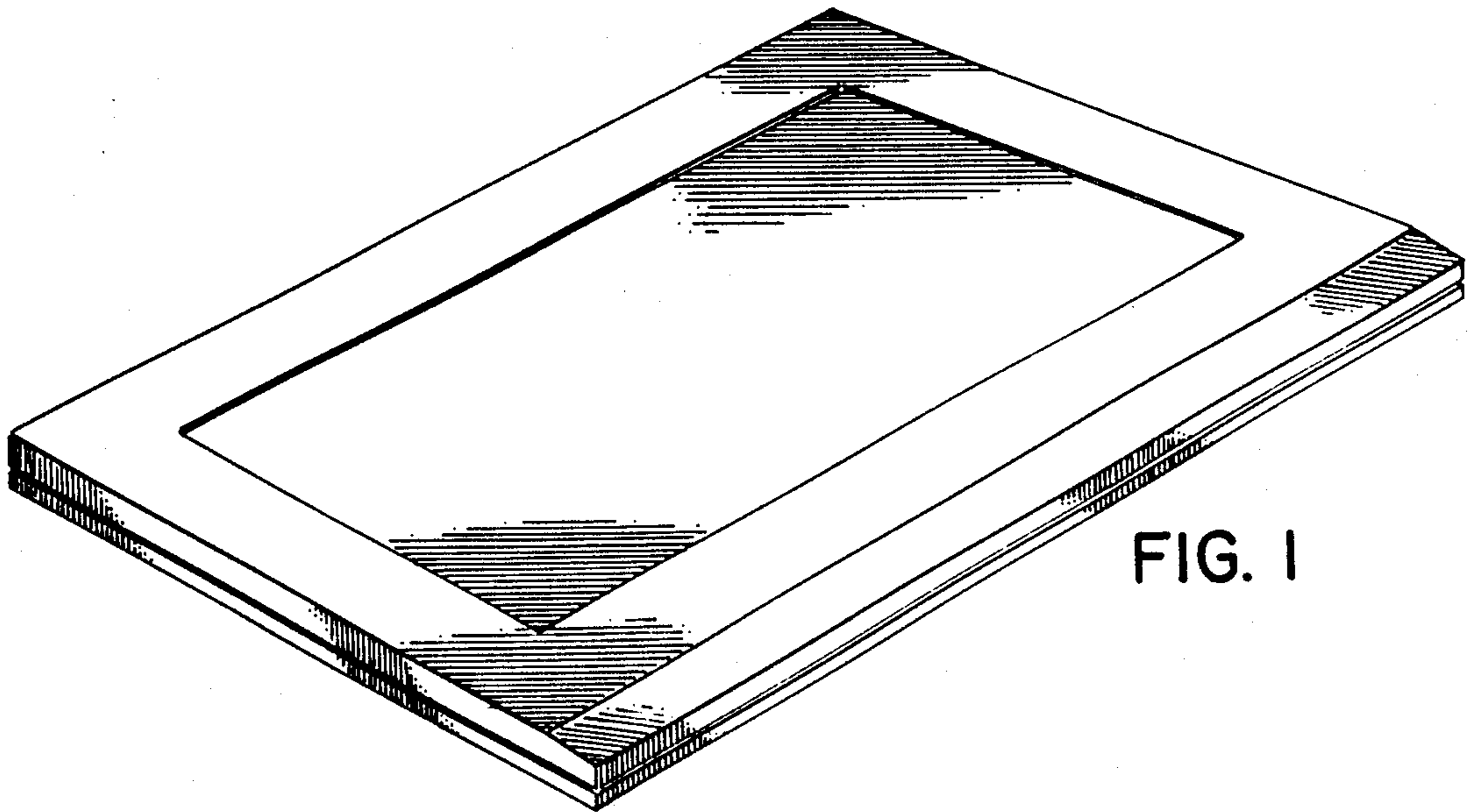


FIG. 1

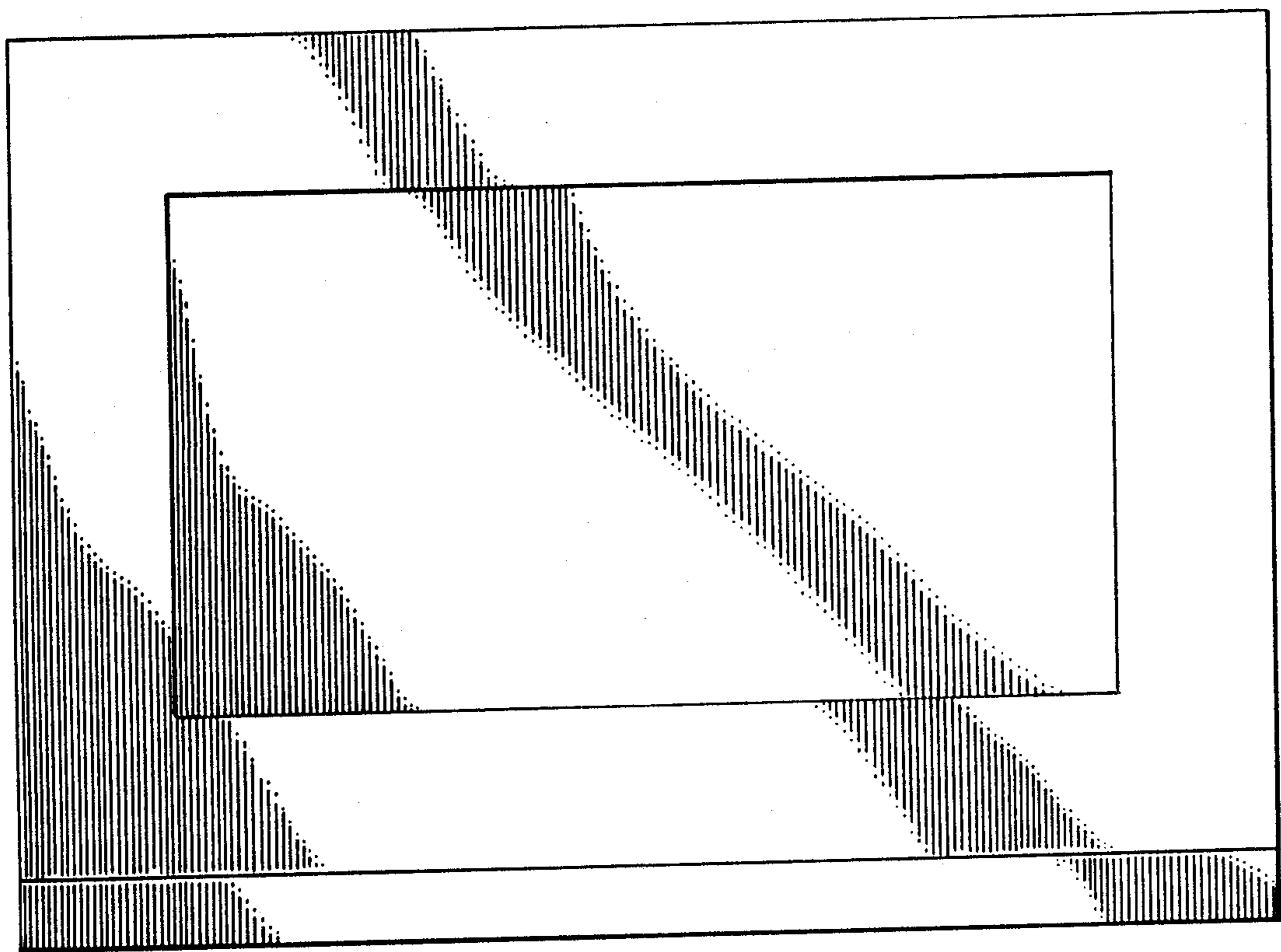


FIG. 2




FIG. 3




FIG. 4

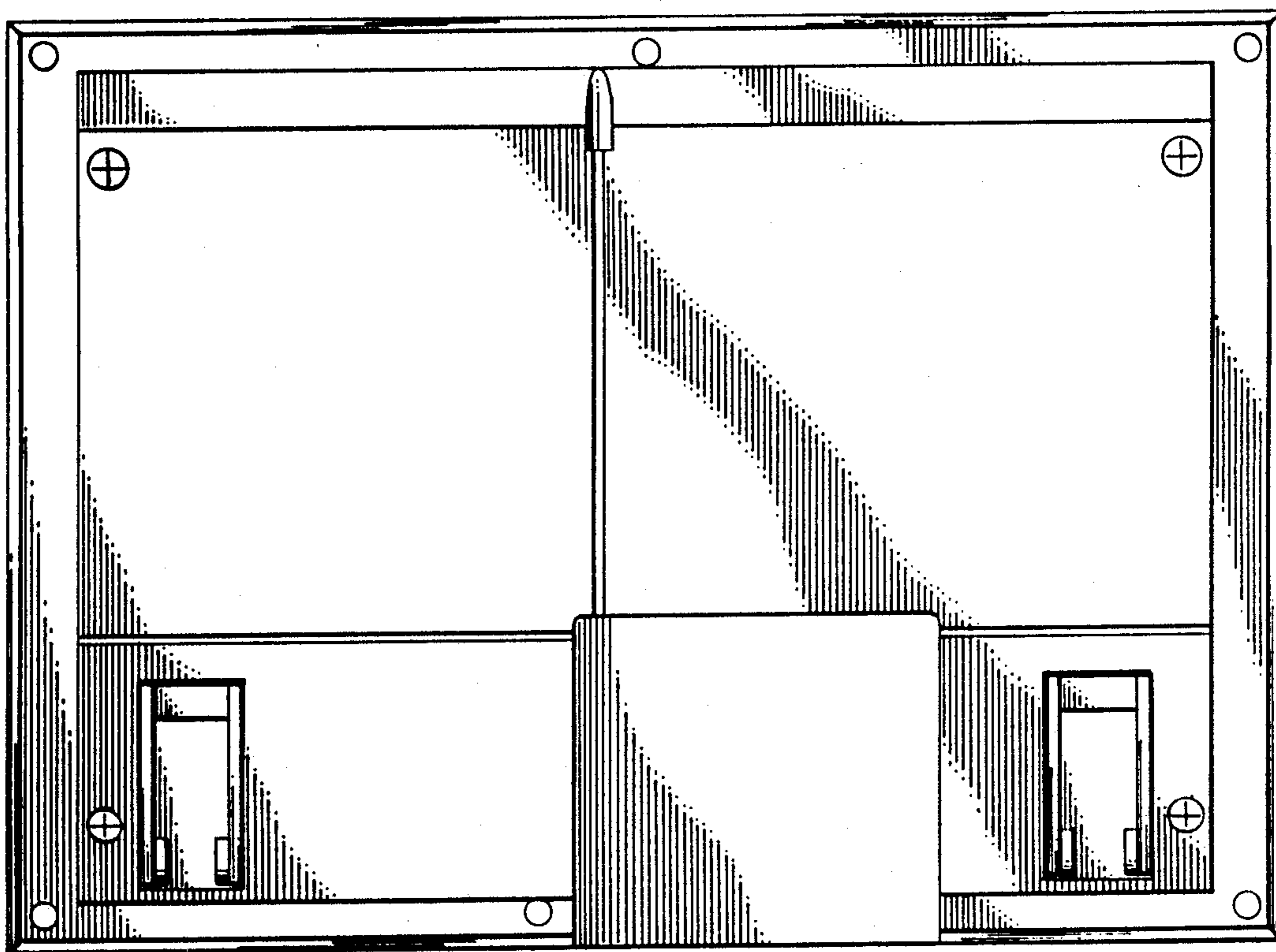


FIG. 5



FIG. 6