

[54] **BOAT FENDER**  
 [75] **Inventor: Richard P. Ellison, Alexandria, Va.**  
 [73] **Assignee: Boat America Corporation, Alexandria, Va.**  
 [\*\*] **Term: 14 Years**  
 [21] **Appl. No.: 147,918**  
 [22] **Filed: Jan. 25, 1988**  
 [52] **U.S. Cl. .... D12/168**  
 [58] **Field of Search ..... D12/168; 114/219**

4,565,147 1/1986 Bortolotti ..... 114/219  
 4,841,893 6/1989 Ellison ..... 114/219  
 4,843,994 7/1989 Wilson et al. .... 114/219

**FOREIGN PATENT DOCUMENTS**

119065 3/1970 Norway ..... 114/219  
 247059 4/1969 U.S.S.R. .... 114/219

*Primary Examiner*—Wallace R. Burke  
*Assistant Examiner*—Kay H. Chin  
*Attorney, Agent, or Firm*—Robert K. Tendler

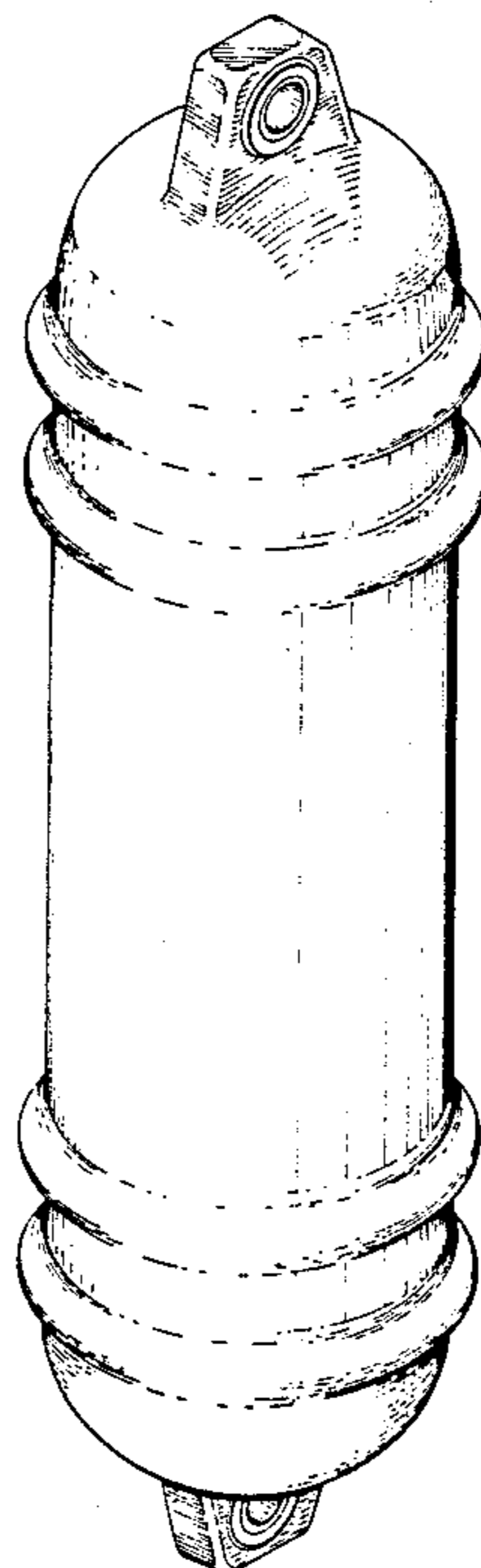
[57] **CLAIM**

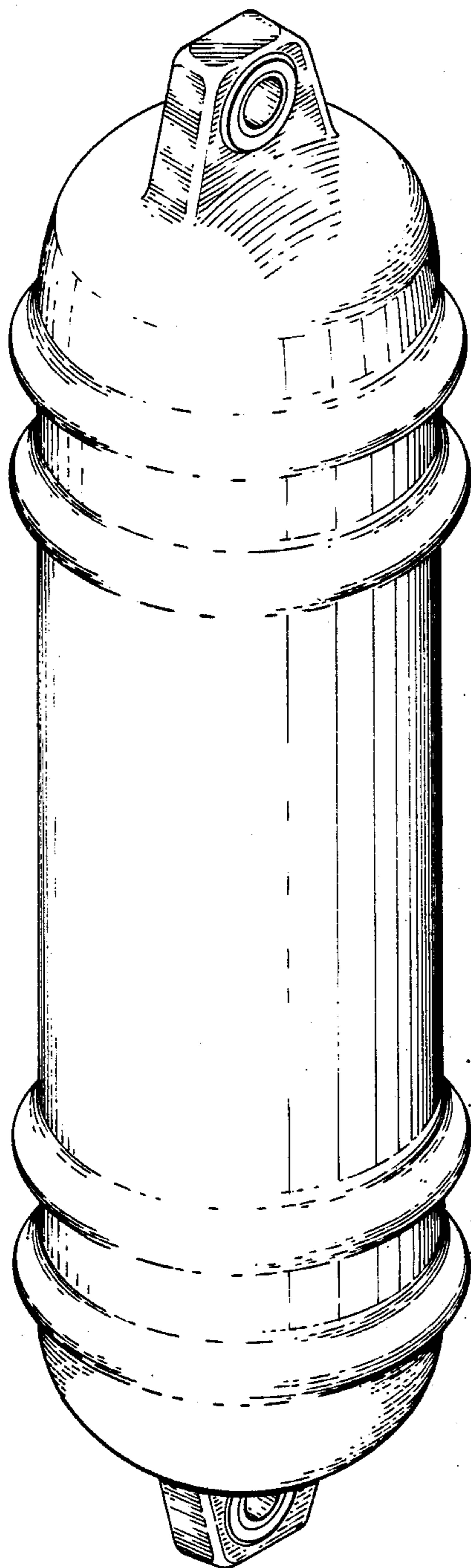
The ornamental design for a boat fender, as shown.

**DESCRIPTION**

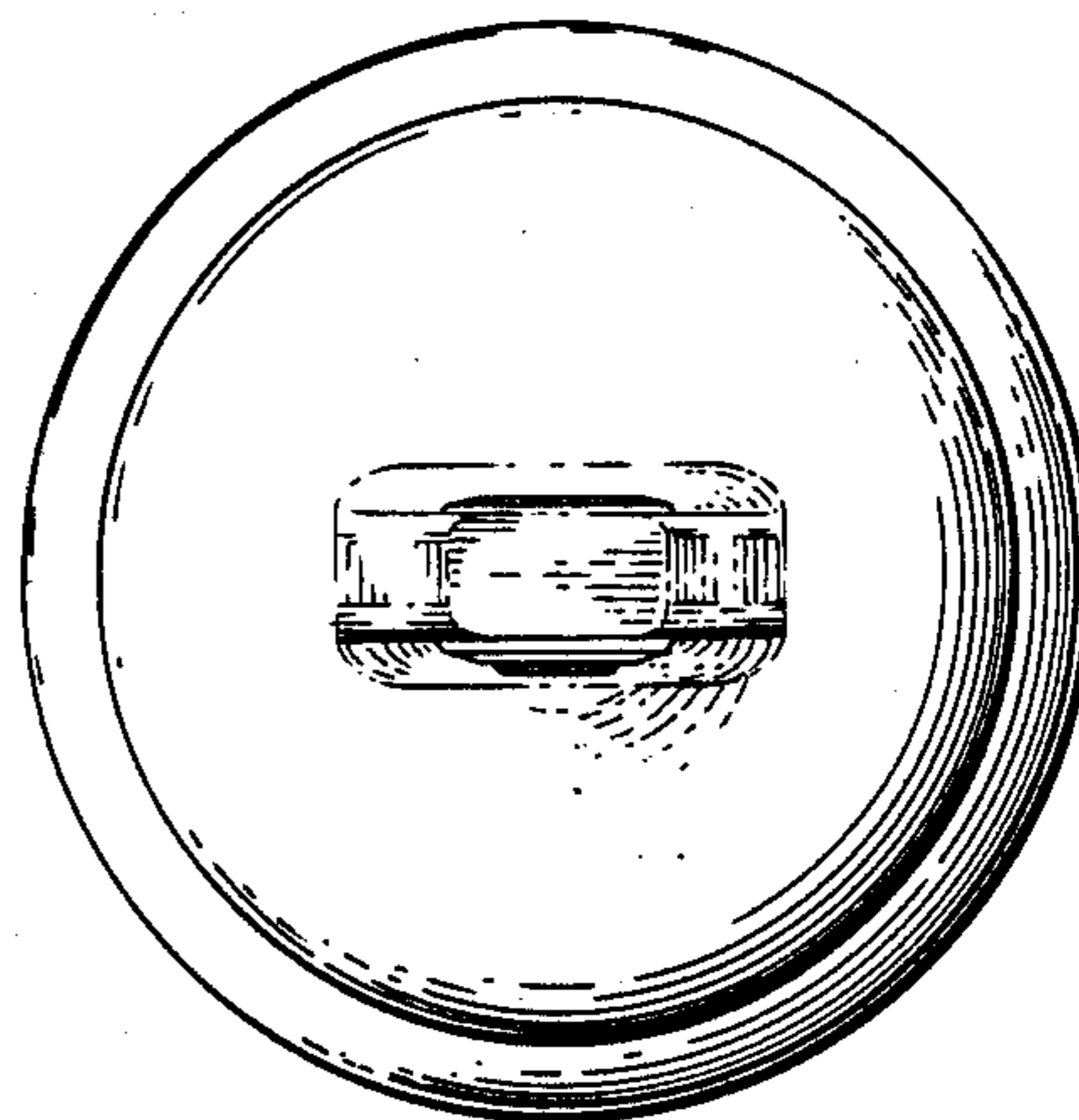
FIG. 1 is a front perspective view of a boat fender showing my new design;  
 FIG. 2 is a top plan view thereof;  
 FIG. 3 is a bottom plan view thereof;  
 FIG. 4 is a right side elevational view thereof; and  
 FIG. 5 is a left side elevational view thereof.

[56] **References Cited**  
**U.S. PATENT DOCUMENTS**  
 D. 217,645 5/1970 Magi ..... D12/168  
 D. 299,915 2/1989 Ullman et al. .... D12/168  
 2,413,210 12/1946 Blackman ..... 114/219  
 2,903,990 9/1959 Brown ..... 114/219  
 3,026,548 3/1962 Dollinger ..... 114/219  
 3,498,252 3/1970 Peacock ..... 114/219

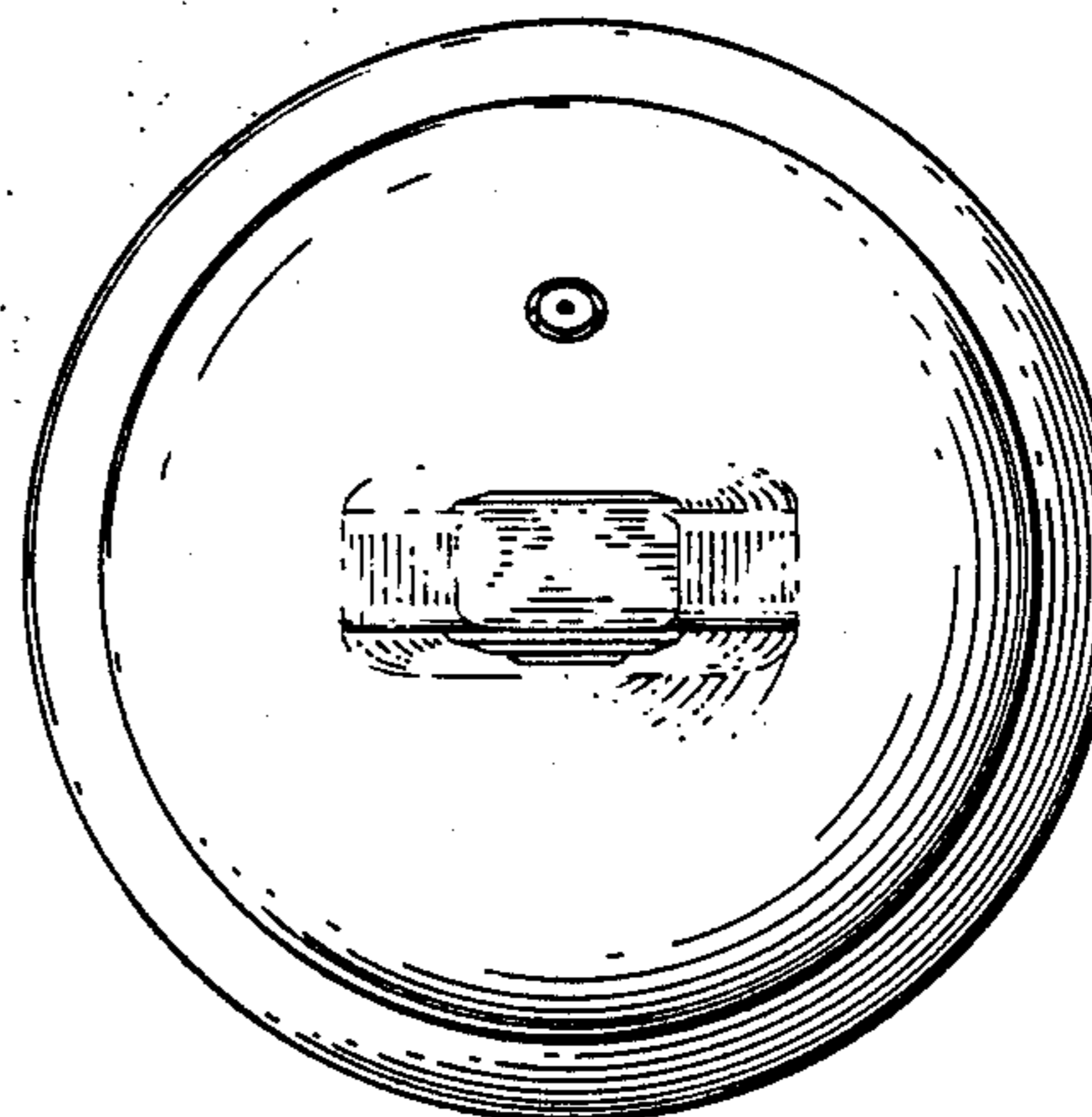





*FIG. 1*



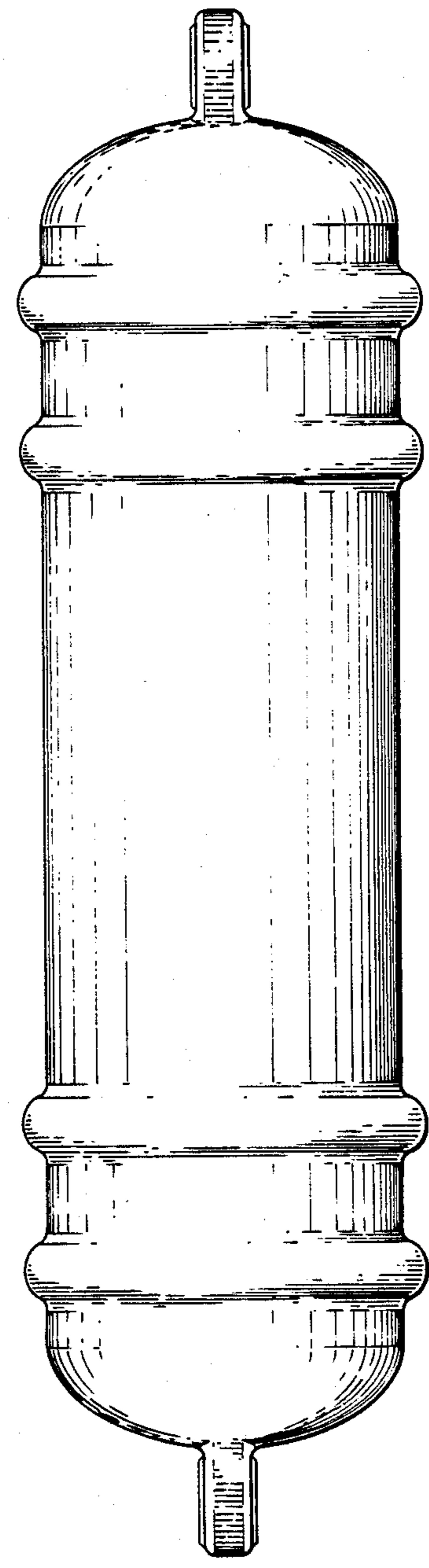
*FIG. 2*



*FIG. 3*



*FIG. 4*



*FIG. 5*