

United States Patent [19]

Udelhofen et al.

[11] Patent Number: **Des. 308,186**

[45] Date of Patent: **** May 29, 1990**

[54] **FLEXIBLE WEB RESTRAINING BUCKLE**

[75] Inventors: **Mark J. Udelhofen, Park Ridge;
Timothy J. Rapinchuk, Des Plaines,
both of Ill.**

[73] Assignee: **Illinois Tool Works, Inc., Chicago,
Ill.**

[**] Term: **14 Years**

[21] Appl. No.: **18,136**

[22] Filed: **Feb. 24, 1987**

[52] U.S. Cl. **D11/218**

[58] Field of Search **D6/383; D11/218;
24/193, 197, 198, 200, 196, 265 BC**

[56] **References Cited**

U.S. PATENT DOCUMENTS

D. 301,215 5/1989 Crowle D11/218
4,171,555 10/1979 Bakker et al. 24/200

4,395,803 8/1983 Kraus 24/200
4,520,533 6/1985 Kasai 24/265 BC
4,637,099 1/1987 Kasai 24/200
4,677,711 7/1987 Anscher 24/193

Primary Examiner—**B. J. Bullock**

Attorney, Agent, or Firm—**John P. O'Brien; Thomas W.
Buckman**

[57] **CLAIM**

The ornamental design for a flexible web restraining buckle, as shown.

DESCRIPTION

FIG. 1 is a top plan view of a flexible web restraining buckle showing our new design;

FIG. 2 is a bottom plan view thereof;

FIG. 3 is a right side elevational view thereof;

FIG. 4 is a left side elevational view thereof;

FIG. 5 is a front elevational view thereof; the rear being a mirror image.

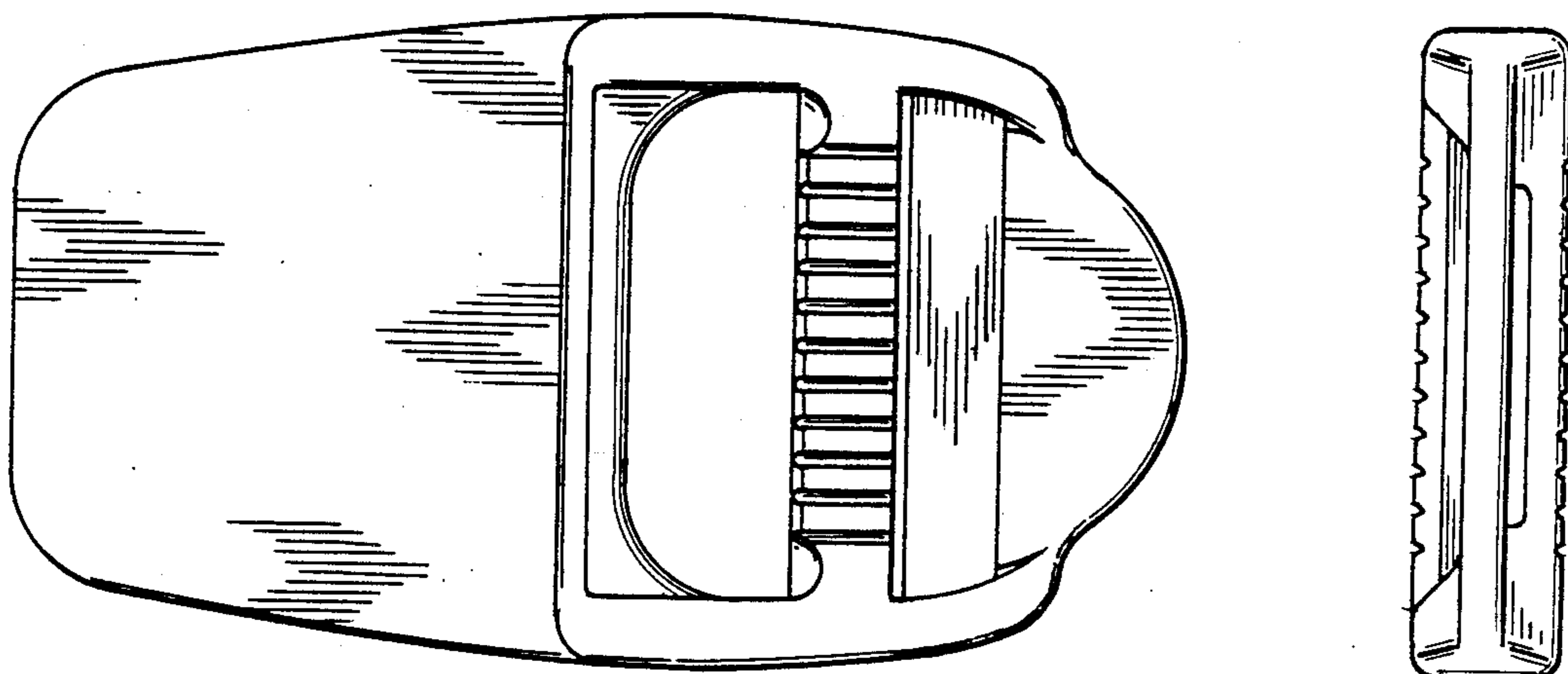


Fig. 1

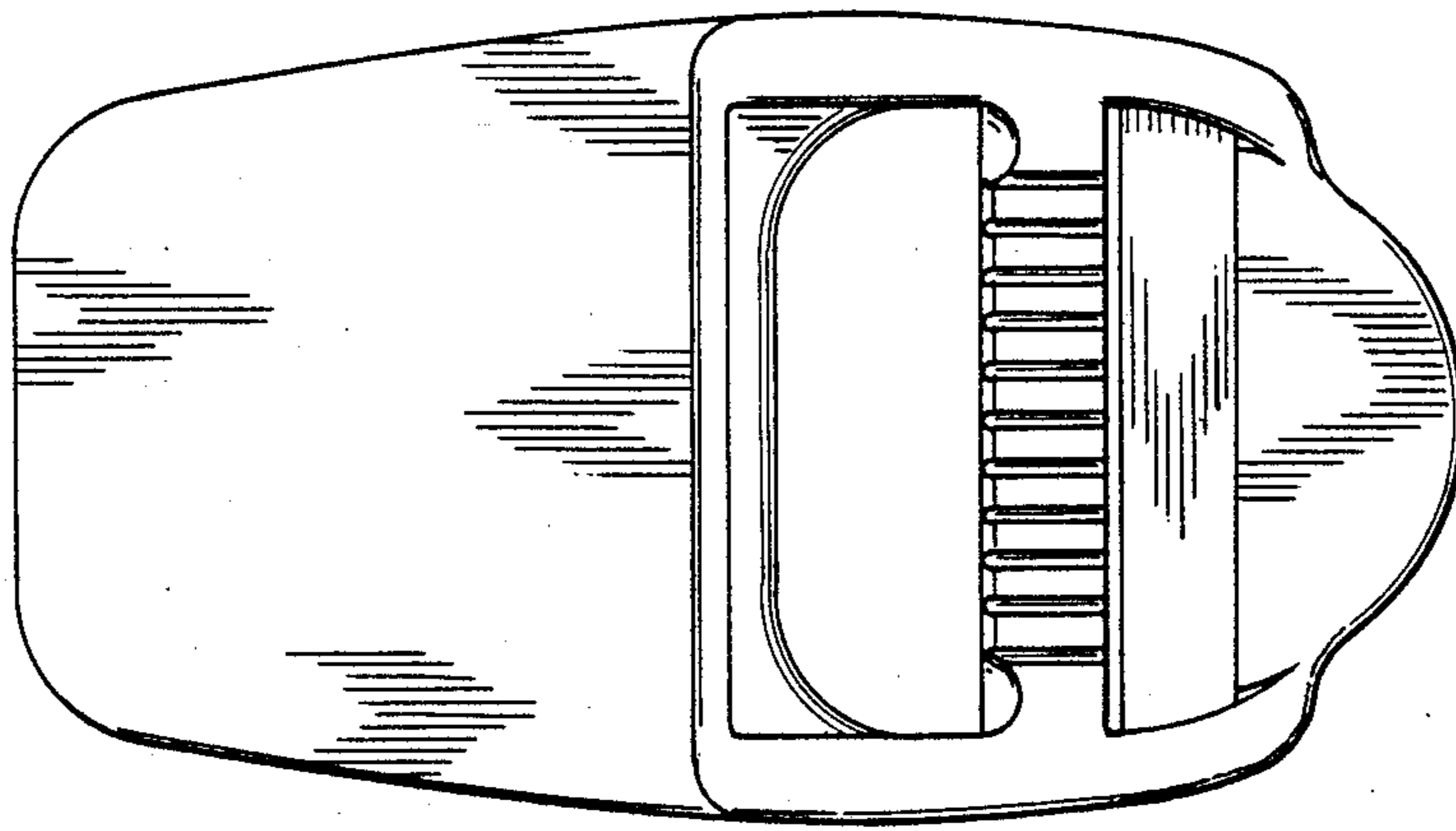


Fig. 3

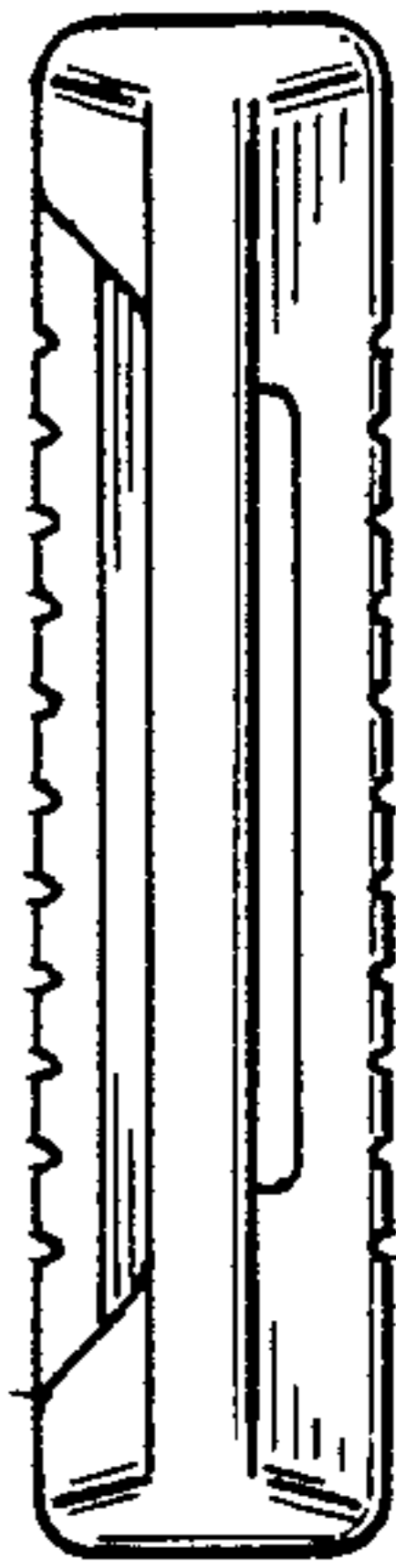


Fig. 2

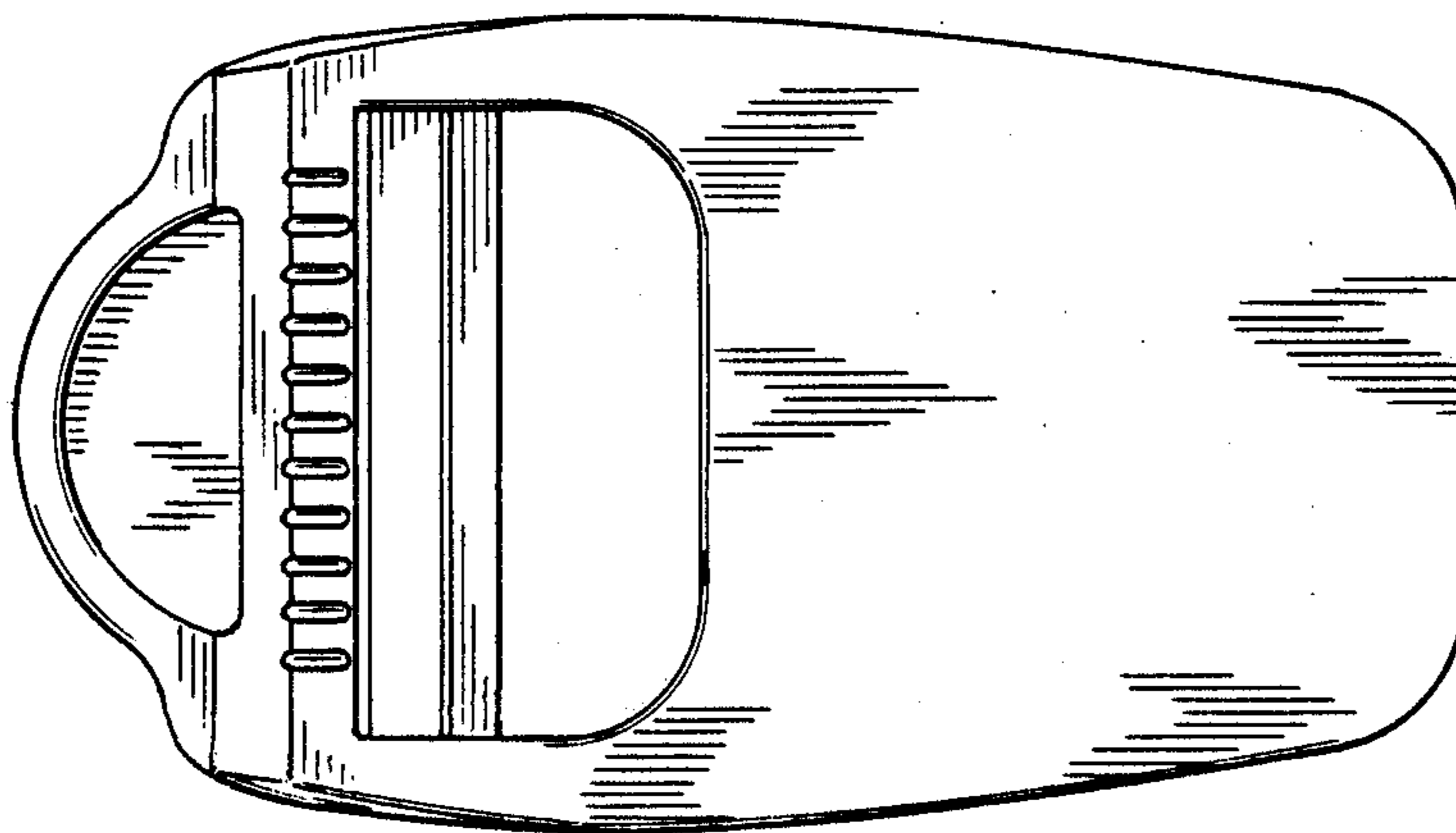


Fig. 4



Fig. 5

