

- [54] DRYER
- [75] Inventor: Lorin R. Wigman, Sheboygan, Wis.
- [73] Assignee: Kohler Co., Kohler, Wis.
- [**] Term: 14 Years
- [21] Appl. No.: 266,032
- [22] Filed: Nov. 2, 1988
- [52] U.S. Cl. D28/54.1
- [58] Field of Search D28/54.1, 9;
219/366-374; 34/201, 243

Primary Examiner—Charles A. Rademaker
Assistant Examiner—David Jeo
Attorney, Agent, or Firm—Quarles & Brady

[57] CLAIM


The ornamental design for a dryer, as shown and described.

DESCRIPTION

FIG. 1 is a perspective view of a dryer showing my new design;
 FIG. 2 is a front elevational view thereof;
 FIG. 3 is a top plan view thereof;
 FIG. 4 is a right side elevational view thereof;
 FIG. 5 is a left side elevational view thereof;
 FIG. 6 is a bottom plan view thereof;
 FIG. 7 is a front elevational view of a modified embodiment of the design shown in FIGS. 1 through 6;
 FIG. 8 is a front elevational view of another modified embodiment thereof.

[56] References Cited
 U.S. PATENT DOCUMENTS

D. 157,739	3/1950	Clemens et al.	D28/9
176,096	11/1955	Birnbach	34/243
D. 275,601	9/1984	Doman .	
D. 276,178	10/1984	Doman .	
D. 285,602	9/1986	Warshaw et al.	D28/54.1
2,634,514	4/1953	Clemens .	






FIG. 1




FIG. 2

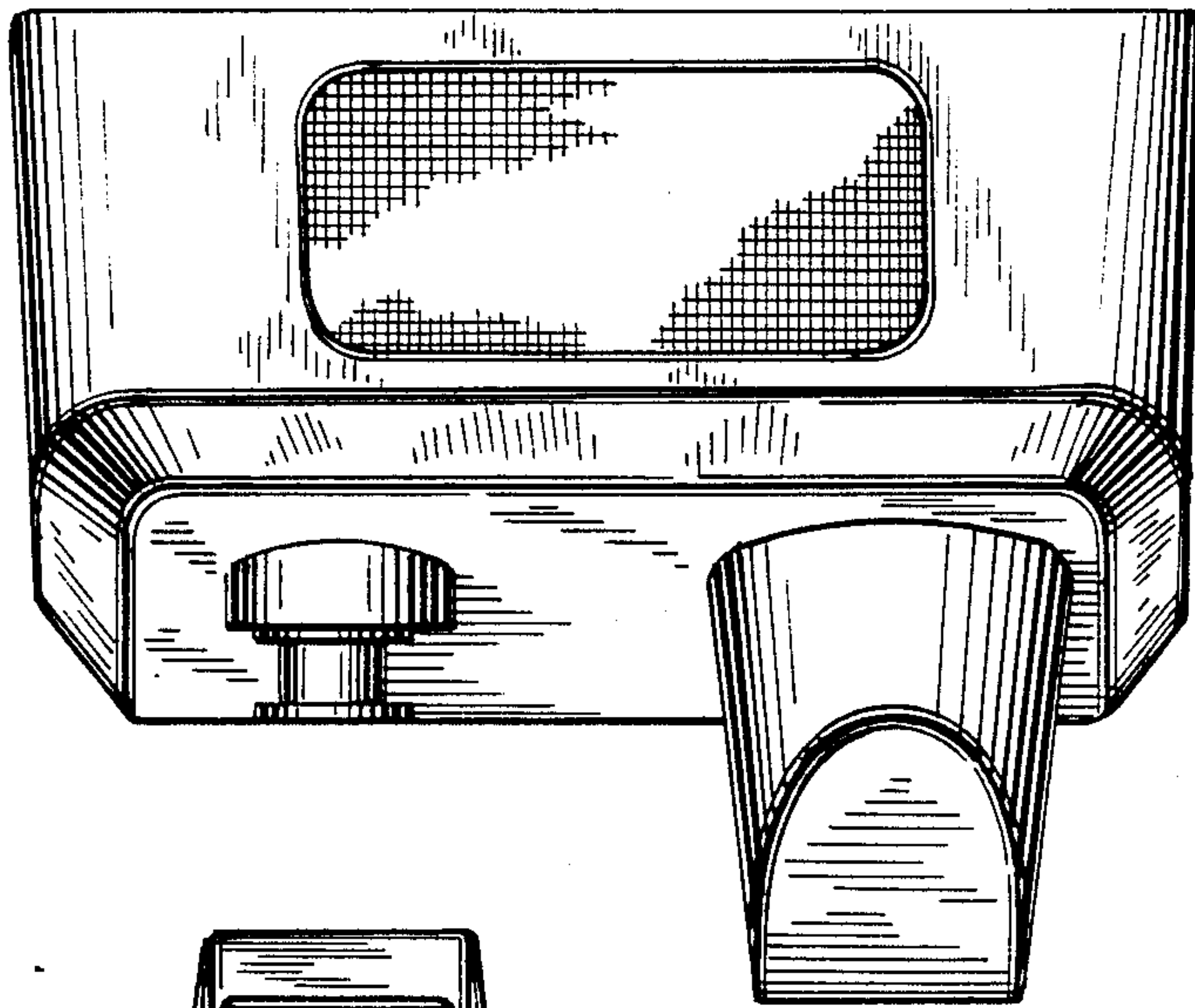


FIG. 3




FIG. 6

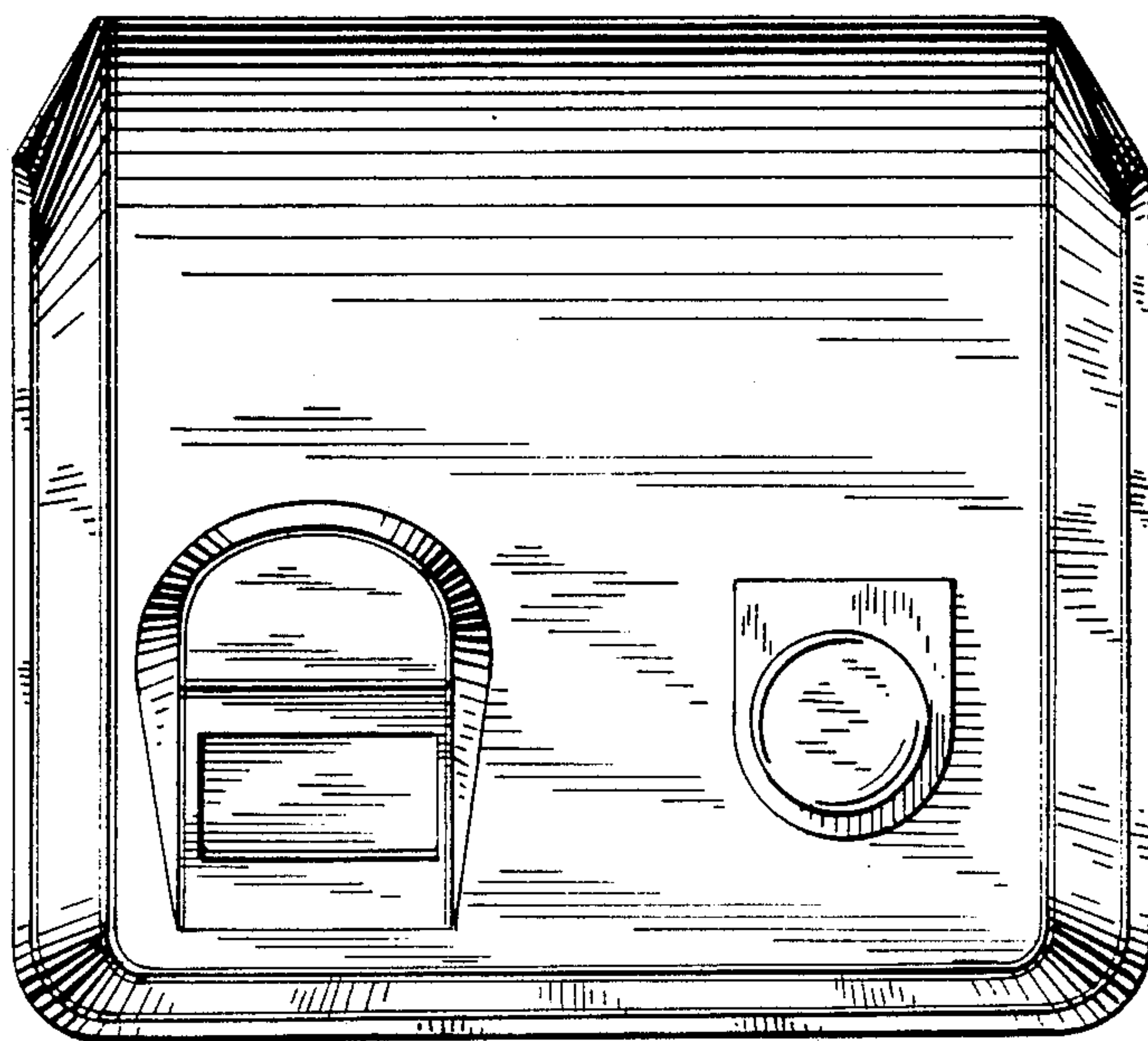


FIG. 7




FIG. 4

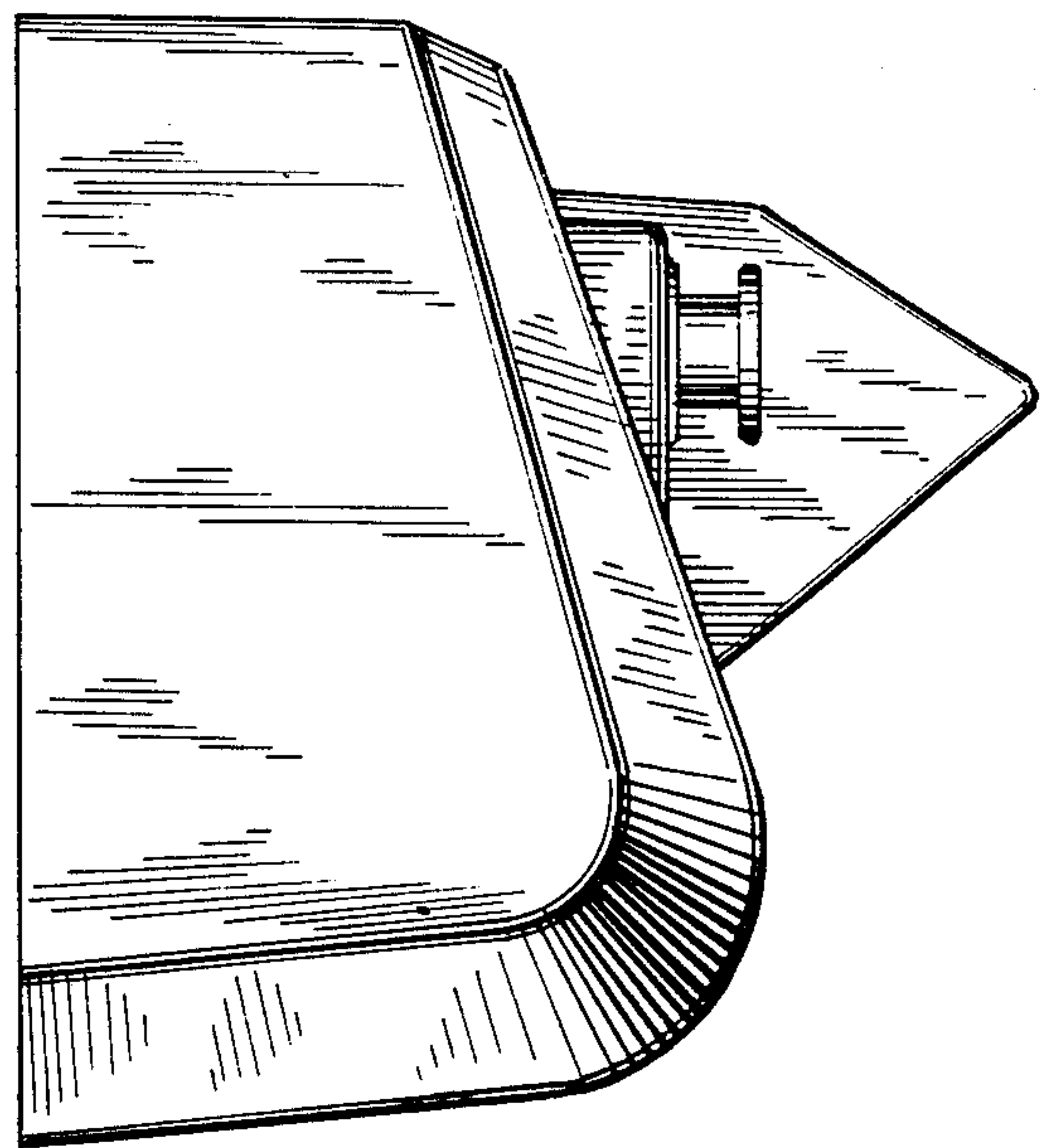


FIG. 5




FIG. 8