

[54] MARKING PEN

[75] Inventor: Katsuhiko Yazaki, Urawa, Japan

[73] Assignee: Mitsubishi Pencil Co., Ltd., Tokyo, Japan

[**] Term: 14 Years

[21] Appl. No.: 49,442

[22] Filed: May 11, 1987

[52] U.S. Cl. D19/43; D19/35; D19/41; D19/49

[58] Field of Search D19/35, 36, 41-51, D19/54-58; 401/243, 244, 245, 246, 247, 202

[56] References Cited

U.S. PATENT DOCUMENTS

- D. 268,501 4/1983 Krükel et al. D19/43
- D. 268,935 5/1983 Horntrich D19/43
- D. 295,537 5/1988 Davidson et al. D19/43
- D. 299,470 1/1989 Möck D19/48 X

Primary Examiner—Bruce W. Dunkins
Assistant Examiner—Martha Thompson

[57] CLAIM

The ornamental design for a marking pen, as shown.

DESCRIPTION

FIG. 1 is a perspective view of marking pen showing my new design;

FIG. 2 is a perspective view of the marking pen with the cap member removed for convenience of illustration;

FIG. 3 is a front elevational view with respect to FIG. 1 on an enlarged scale;

FIG. 4 is a left side elevational view of FIG. 3;

FIG. 5 is a rear elevational view of FIG. 3;

FIG. 6 is a top plan view of FIG. 3;

FIG. 7 is a bottom plan view of FIG. 3;

FIG. 8 is a front elevational view with respect to FIG. 2 on an enlarged scale;

FIG. 9 is a right side elevational view of FIG. 8; and

FIG. 10 is a bottom plan view of FIG. 8.

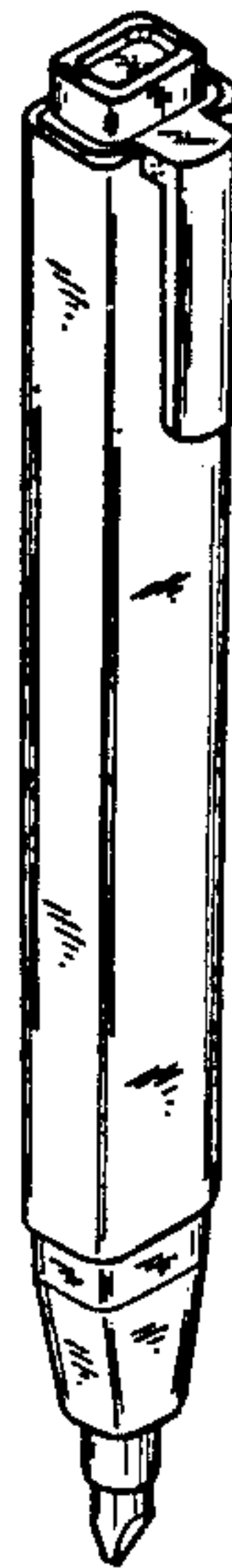


FIG. 1

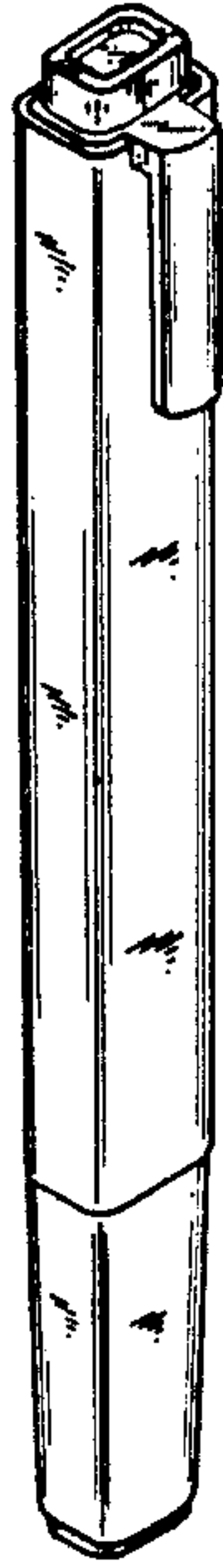


FIG. 2

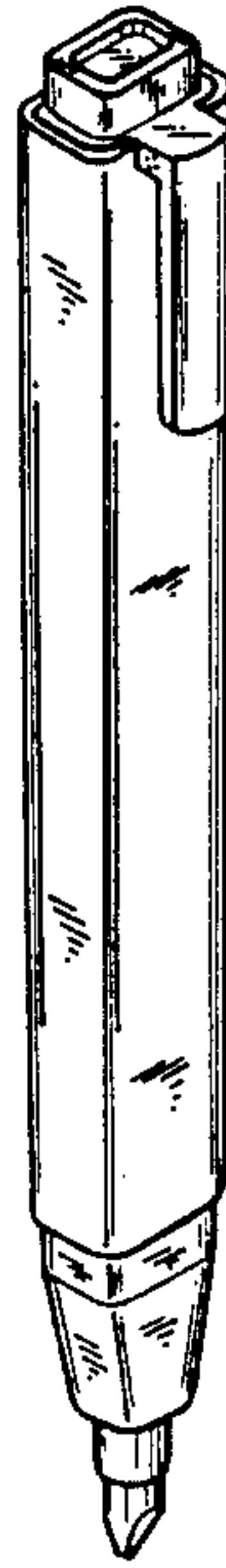


FIG. 3

FIG. 4

FIG. 5

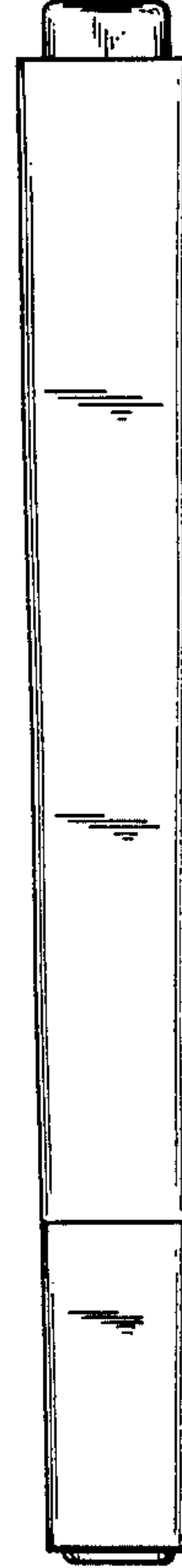
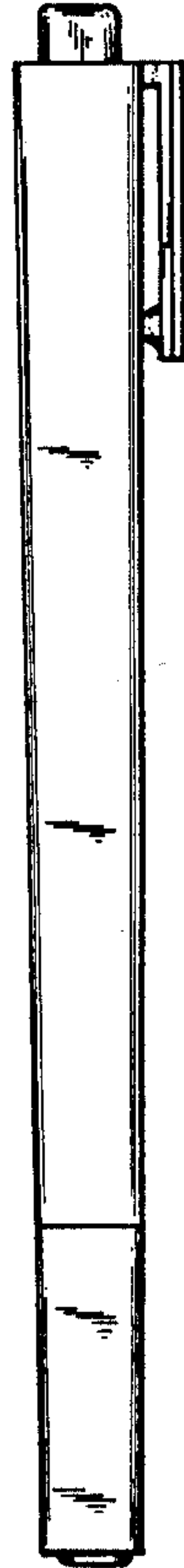



FIG. 6



FIG. 7



FIG. 10

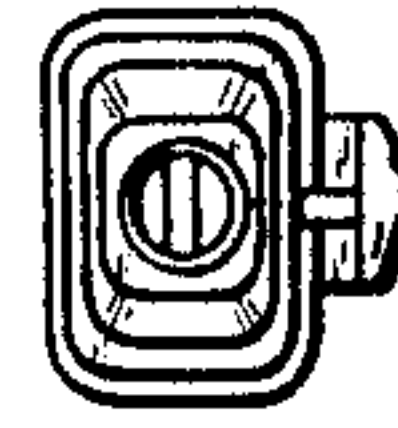


FIG. 8




FIG. 9

