

[54] **MARINE UTILITY HOOK**

[76] **Inventors: Joseph W. Volpe**, 3024 Barton Dr., Sterling Heights, Mich. 48310;  
**William T. Chynoweth**, 3770 Darleen Ct., Troy, Mich. 48084

[\*\*] **Term: 14 Years**

[21] **Appl. No.: 91,013**

[22] **Filed: Aug. 31, 1987**

[52] **U.S. Cl. .... D8/367; D12/317; D8/373**

[58] **Field of Search .... D8/367, 371, 373, 375, D8/380; 248/304, 215, 547; 114/364; D12/317; 24/3 K**

[56] **References Cited**

**U.S. PATENT DOCUMENTS**

- D. 43,446 1/1913 Warner ..... D8/381
- 102,945 5/1870 Dudd ..... 248/547
- D. 234,283 2/1975 Rockliff et al. .... D8/367 X
- D. 281,575 12/1985 Chap ..... D8/375 X
- D. 297,812 9/1988 Anderson ..... D8/380

- 810,004 1/1906 Tabler ..... 114/364 X
- 3,411,633 11/1968 Magnuson ..... 248/304 X
- 4,407,478 10/1983 Hodges ..... D8/373 X

**FOREIGN PATENT DOCUMENTS**

- 174025 1/1922 United Kingdom ..... 248/304
- 654890 7/1951 United Kingdom ..... 248/215

**OTHER PUBLICATIONS**

1960 catalog, p. 131, Carlisle Mfg. Co., Newark, N.J.; Hose Hanger at p. 131, center, marked red arrow.

*Primary Examiner*—Horace B. Fay, Jr.  
*Attorney, Agent, or Firm*—Ferrill and Logan

[57] **CLAIM**

The ornamental design for a marine utility hook, as shown and described.

**DESCRIPTION**

FIG. 1 is a front, top and right side perspective view of a marine utility hook showing our new design; and FIG. 2 is a rear, top and left side perspective view thereof.

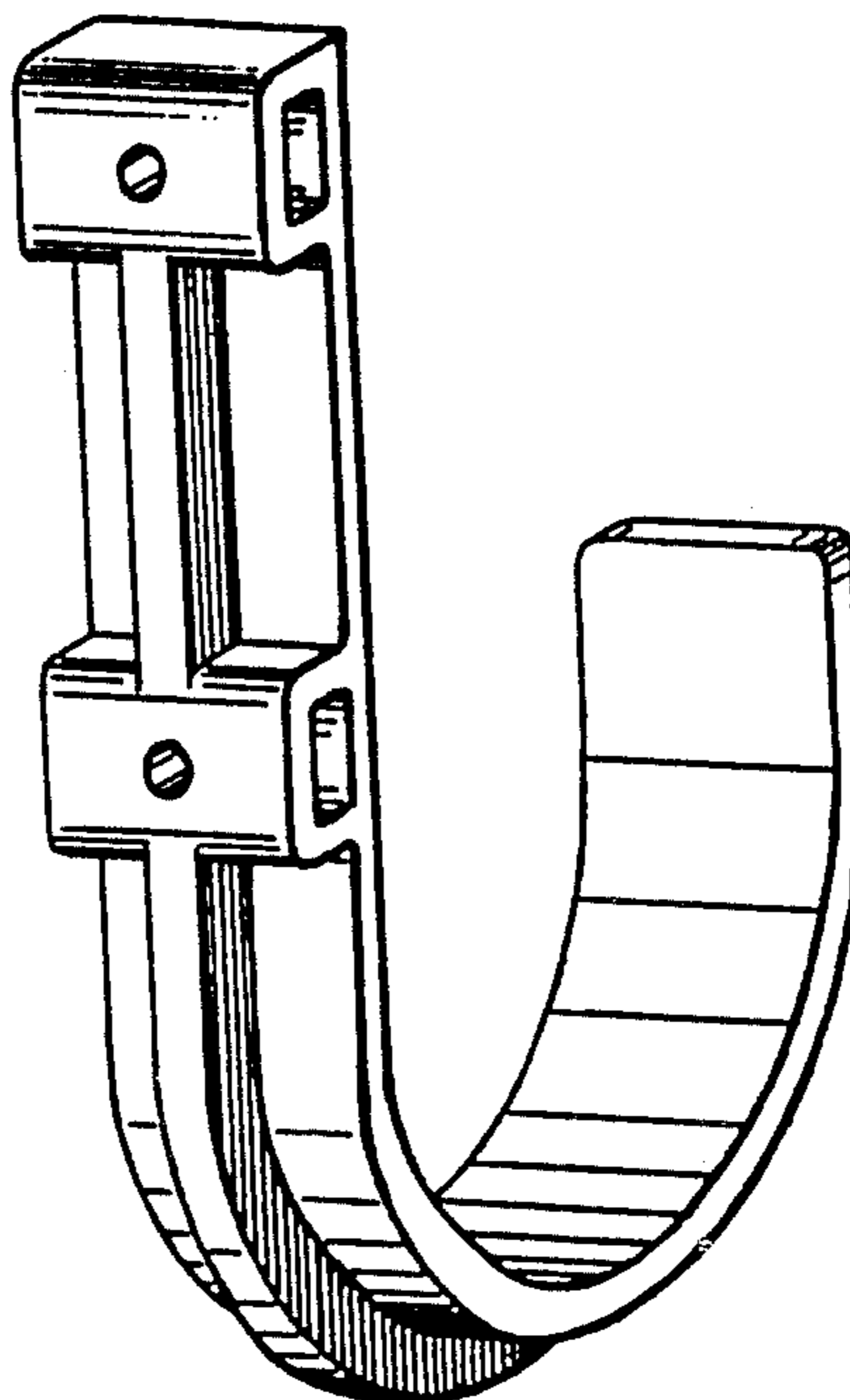


FIG. 1

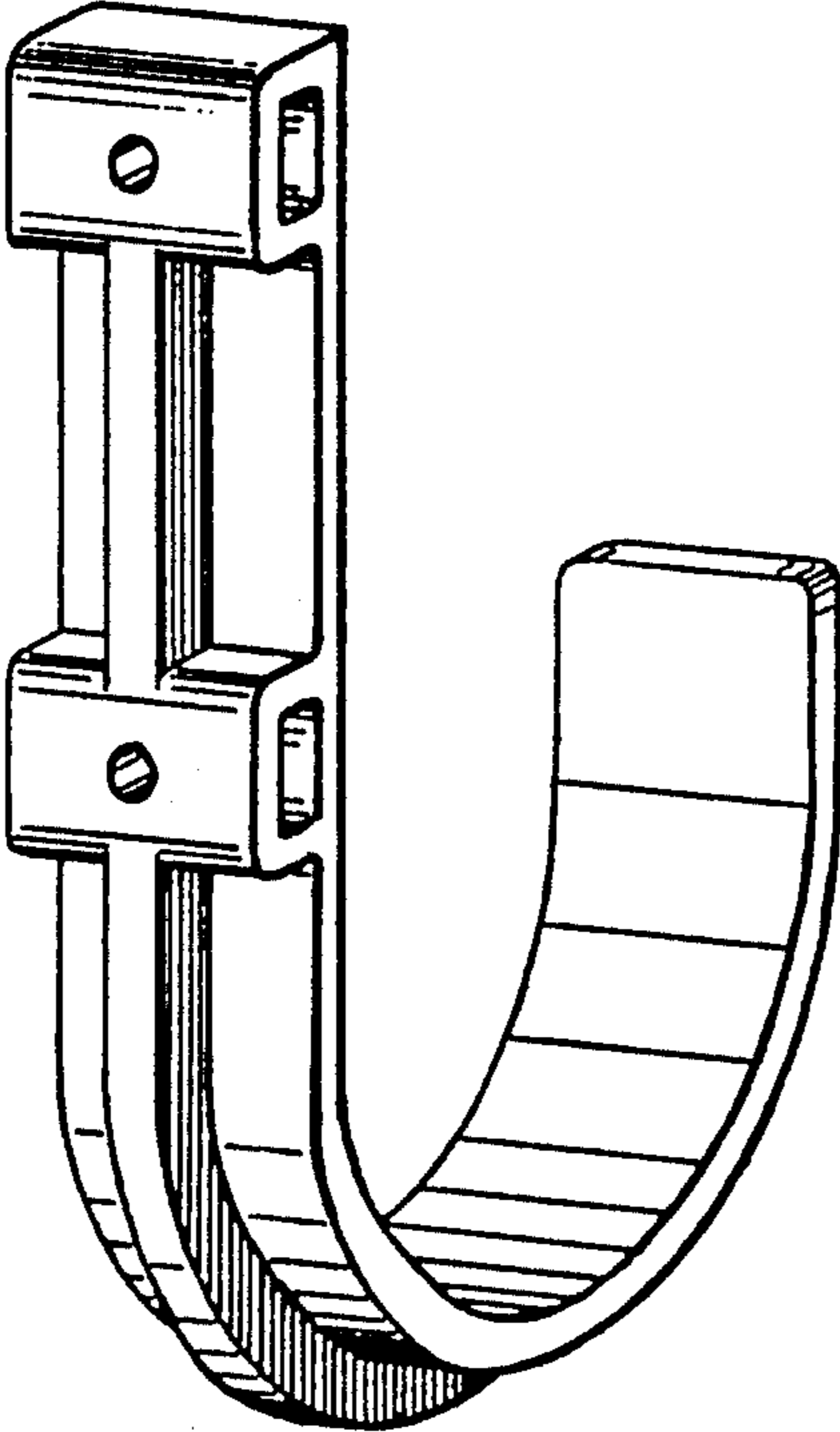
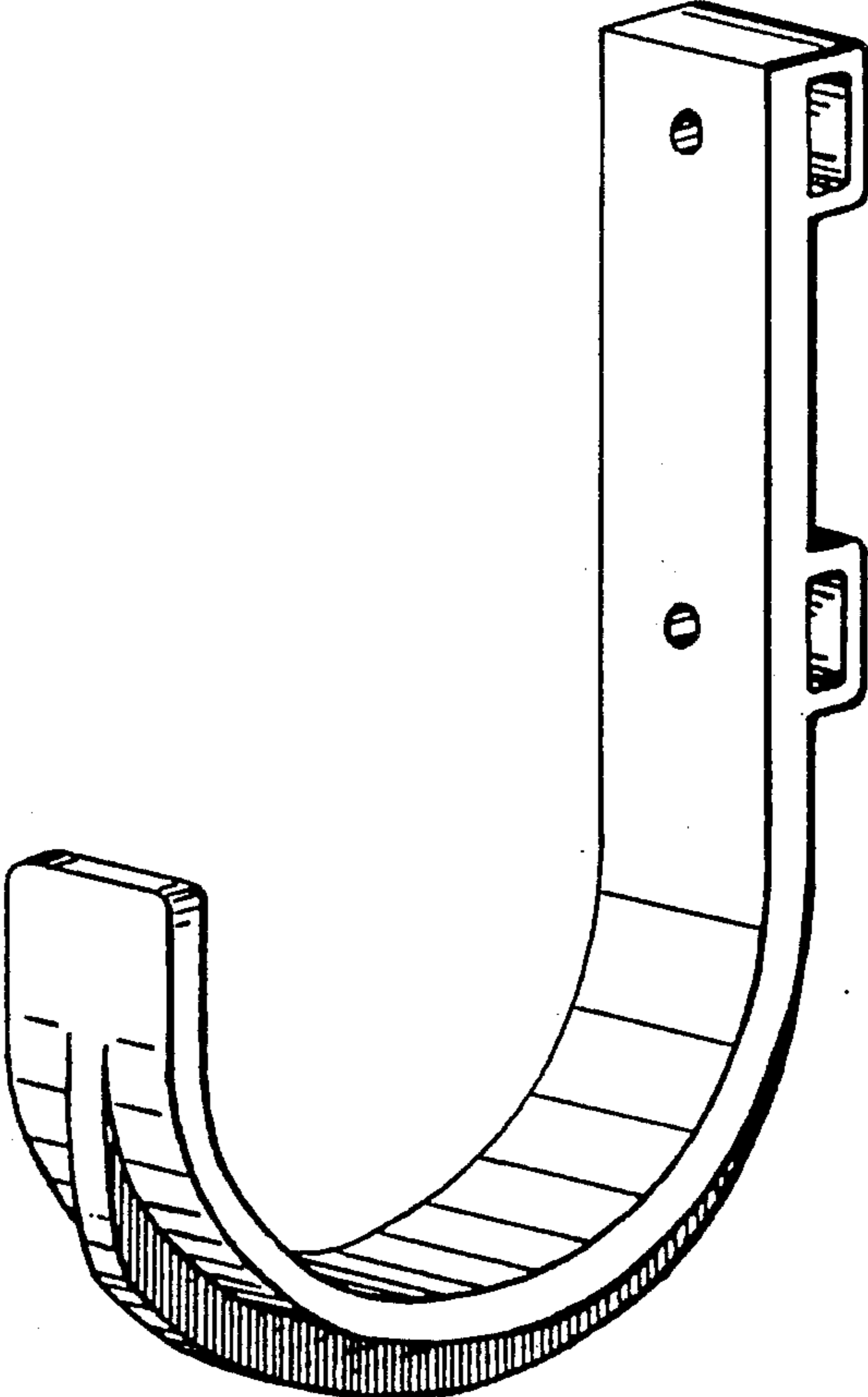


FIG. 2