

[54] **FOLDING KNIFE**

[75] **Inventor: Torbjörn Evrell, Eskilstuna, Sweden**

[73] **Assignee: Eskilstuna Knivfabriks AB,  
Eskilstuna, Sweden**

[\*\*] **Term: 14 Years**

[21] **Appl. No.: 131,536**

[22] **Filed: Dec. 11, 1987**

[30] **Foreign Application Priority Data**

Nov. 23, 1987 [SE] Sweden ..... 87-2734

[52] **U.S. Cl. .... D8/99**

[58] **Field of Search .... D8/95-100,  
D8/107; 30/155-161, 329, 332-339**

[56] **References Cited**

**U.S. PATENT DOCUMENTS**

D. 277,452 2/1985 Ulvtrup ..... D8/99  
4,451,982 6/1984 Collins ..... 30/157  
4,551,917 11/1985 Walker ..... 30/155  
4,570,341 2/1986 Konnecker ..... 30/155

**FOREIGN PATENT DOCUMENTS**

27144 of 1912 United Kingdom ..... 30/155

**OTHER PUBLICATIONS**

Gutman Cutlery, Inc. catalog No. 21, p. 9/Puma Star Drop Point Folding Knives.

*Primary Examiner*—Bruce W. Dunkins

*Assistant Examiner*—Clare E. Heflin

*Attorney, Agent, or Firm*—Nies, Kurz, Bergert & Tamburro

[57] **CLAIM**

The ornamental design for a folding knife, as shown and described.

**DESCRIPTION**

FIG. 1 is a side elevational view of the folding knife showing my new design in the folded position;

FIG. 2 is a side elevational view thereof showing the blade extended;

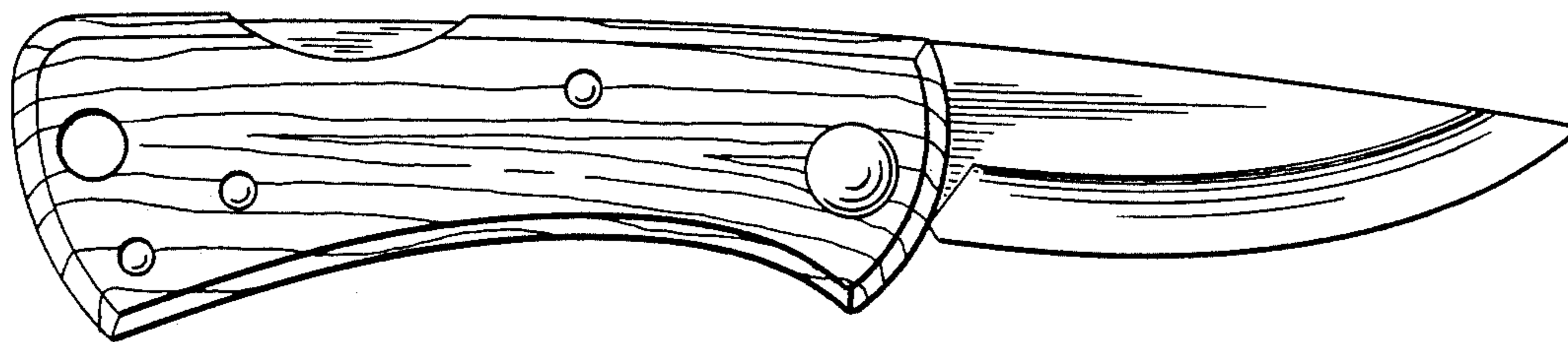
FIG. 3 is an opposite side elevational view thereof showing the blade extended;

FIG. 4 is a bottom plan view thereof;


FIG. 5 is a top plan view thereof showing the blade extended;

FIG. 6 is an end elevational view of the left hand, rear, end of the folding knife shown in FIG. 1; and


FIG. 7 is an end elevational view of the right hand, front, end of the folding knife shown in FIG. 1.



**Fig. 6**



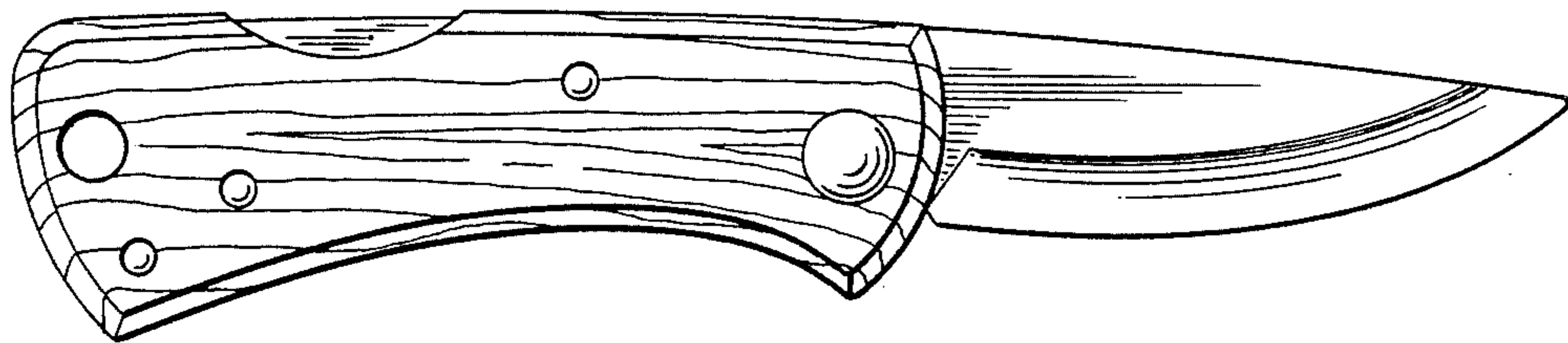
**Fig. 1**



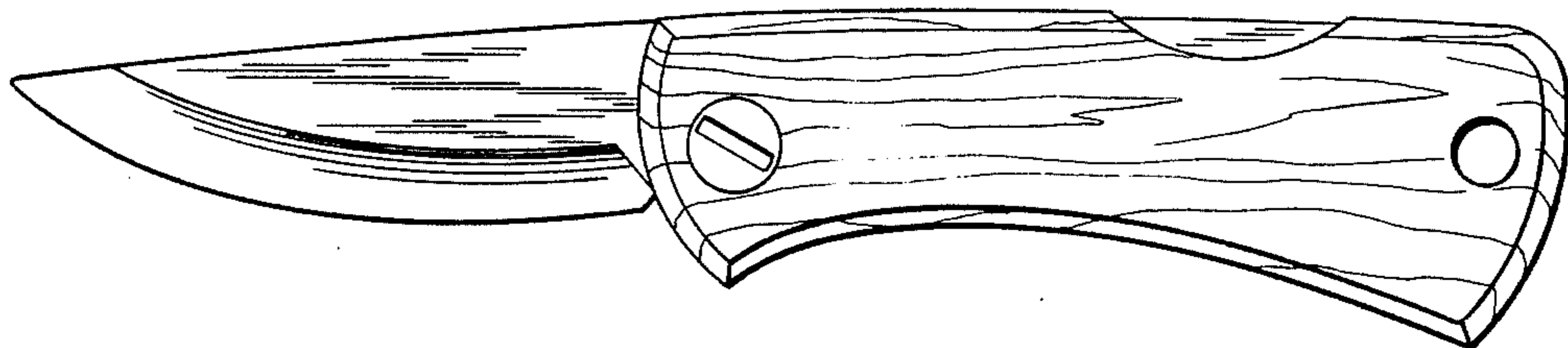
**Fig. 7**




**Fig. 2**



**Fig. 3**



**Fig. 4**



**Fig. 5**

