

United States Patent [19]

Robbins

[11] Patent Number: **Des. 308,006**

[45] Date of Patent: **** May 22, 1990**

[54] **HANDLE FOR MANUAL RELEASE OF A PAPER ROLL SPINDLE**

[76] Inventor: **Daniel T. Robbins, 368 E. Lombardy La., Banning, Calif. 92220**

[**] Term: **14 Years**

[21] Appl. No.: **180,268**

[22] Filed: **Apr. 11, 1988**

[52] U.S. Cl. **D8/14; D8/21; D10/46.3**

[58] Field of Search **D6/518; D8/14, 16, 19, D8/21, 88-89, 107; D7/50; 81/3.33, 3.37, 3.29, 3.55, 436, 119-120, 121.1, 124.4, 177.3, DIG. 11**

[56] **References Cited**

U.S. PATENT DOCUMENTS

- D. 278,201 4/1985 Koepke D8/21 X
- D. 292,477 10/1987 Shyi-Kuan D8/21

- D. 298,794 12/1988 Allen D8/16 X
- D. 301,010 5/1989 Renna D8/19 X
- 1,824,616 9/1931 Neher D8/19 X
- 4,546,510 10/1985 Harrison D8/14 X

OTHER PUBLICATIONS

Knock on Wood Catalogue (1980) p. 3, Spaghetti Measure.

Primary Examiner—Wallace R. Burke

Assistant Examiner—Brian N. Vinson

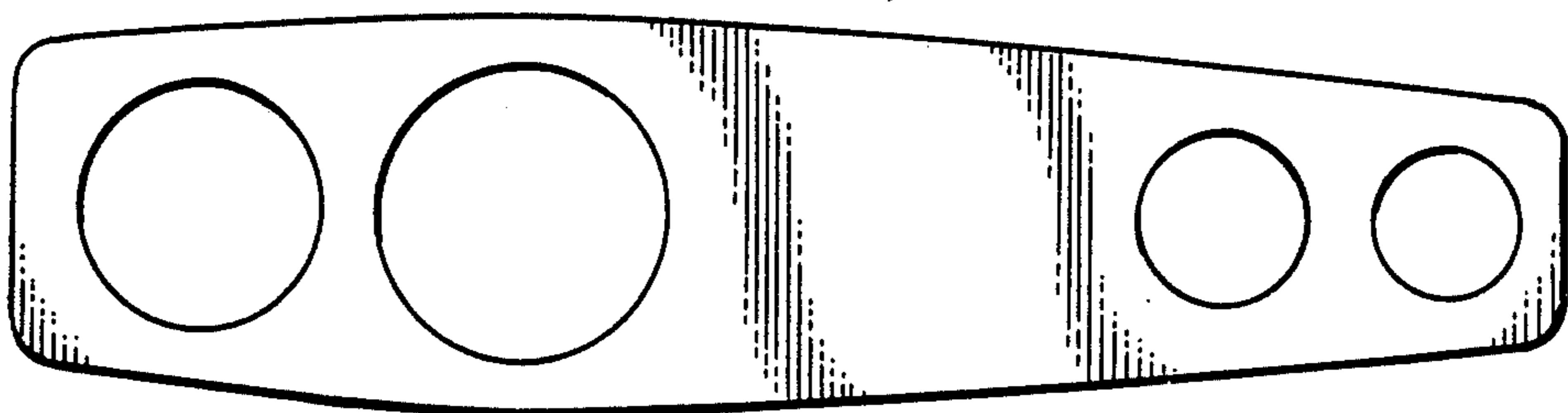
Attorney, Agent, or Firm—Roger A. Marrs

[57] **CLAIM**

The ornamental design for a handle for manual release of a paper roll spindle, as shown and described.

DESCRIPTION

FIG. 1 is a top plan view of a handle for manual release of a paper roll spindle showing my new design, the bottom being a mirror image of that shown; and FIG. 2 is a side elevational thereof, the opposite side being a mirror image of that shown.



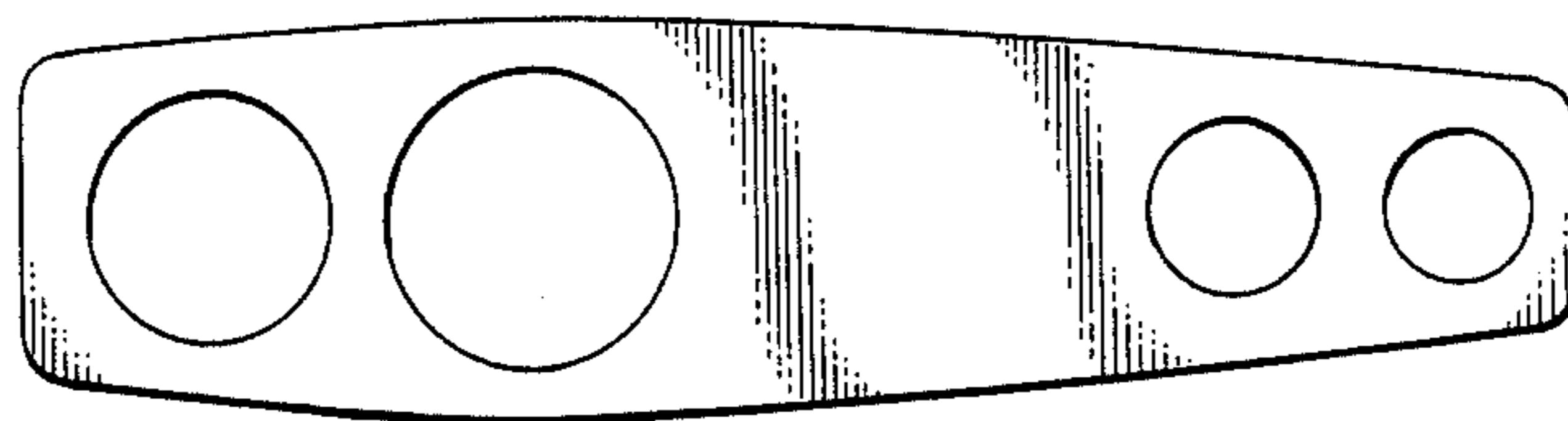


FIG. 1.




FIG. 2.