

United States Patent [19]

Gresens et al.

[11] Patent Number: Des. 307,992

[45] Date of Patent: ** May 22, 1990

[54] END CAP FOR A TOILET TISSUE HOLDER

[75] Inventors: Stanley T. Gresens, Chicago; A. Denton Green, Evanston, both of Ill.

[73] Assignee: Amerock Corporation, Rockford, Ill.

[**] Term: 14 Years

[21] Appl. No.: 327,568

[22] Filed: Mar. 23, 1989

Related U.S. Application Data

[62] Division of Ser. No. 898,644, Aug. 21, 1986, Pat. No. Des. 300,998.

[52] U.S. Cl. D6/523; D6/524; D6/550

[58] Field of Search D6/524, 546-550, D6/518-523; 211/13, 16, 60.1, 87, 105.1, 123; 108/28-29, 152; 248/251, 309.2, 254, 262; 242/55.2

[56] References Cited

U.S. PATENT DOCUMENTS

D. 150,751 8/1948 Bozoti D6/550
D. 249,418 9/1978 Tegner D6/536 X
D. 286,963 12/1986 Waghorn D6/549

D. 299,099 12/1988 Gresens et al. D6/550
2,052,606 9/1936 Comstock 211/16 X
4,523,734 6/1985 Grohe 248/251

FOREIGN PATENT DOCUMENTS

1199165 12/1959 France 248/315

OTHER PUBLICATIONS

Items Nos. 19256 and 19259, p. 4, Amerock Catalog *Decorative Hardware*, Jul. 1986.

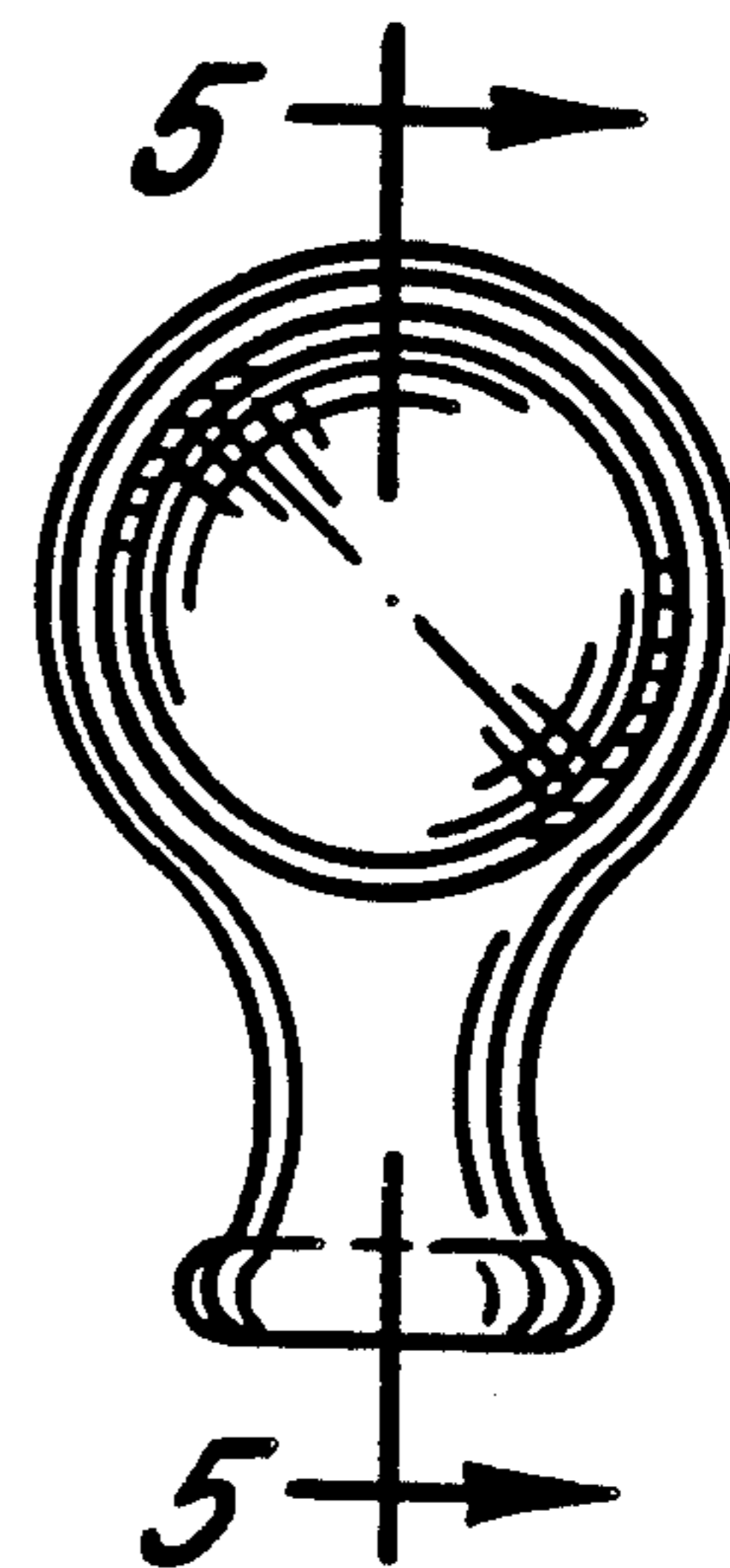
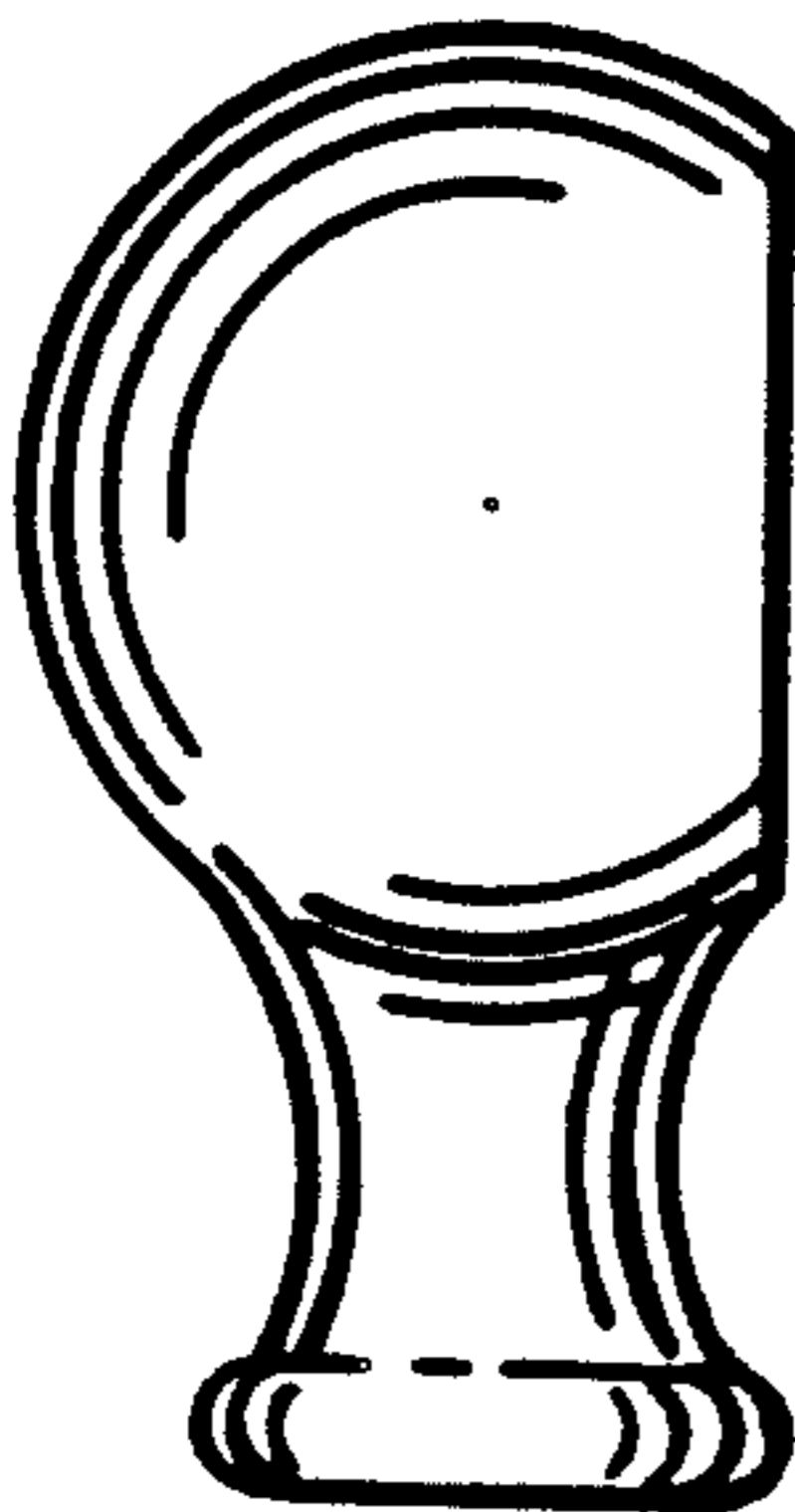
Primary Examiner—Wallace R. Burke
Assistant Examiner—Brian N. Vinson
Attorney, Agent, or Firm—Leydig, Voit & Mayer

[57] CLAIM

The ornamental design for an end cap for a toilet tissue holder, as shown and described.

DESCRIPTION

FIG. 1 is a top plan view of an end cap for a toilet tissue holder showing our new design;
FIG. 2 is a side elevational view thereof, the opposite side being a mirror image of that shown;
FIG. 3 is a front elevational view thereof;
FIG. 4 is a rear elevational view thereof; and
FIG. 5 is a horizontal cross-sectional view thereof, taken along the line 5—5 of FIG. 2.



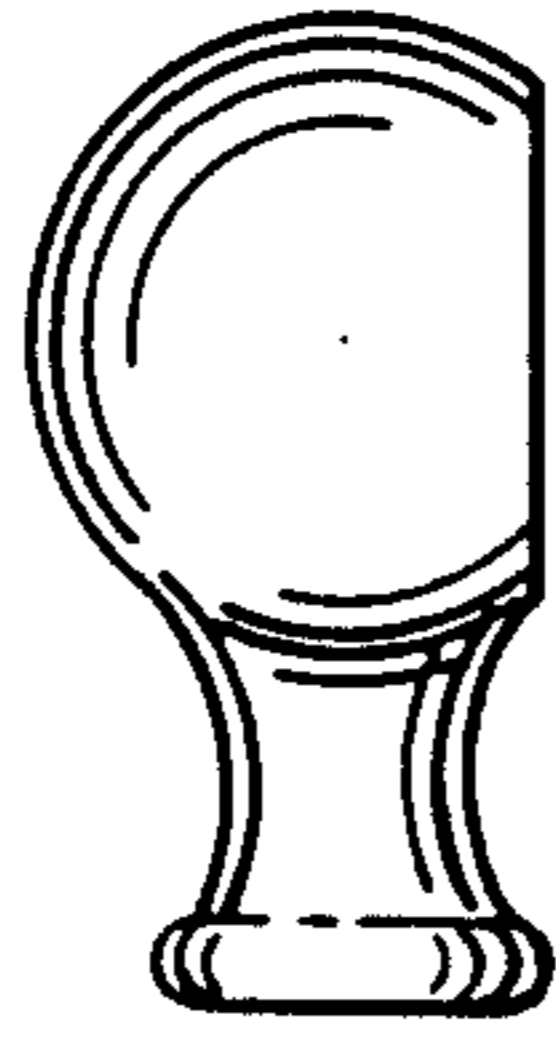


FIG. 1.

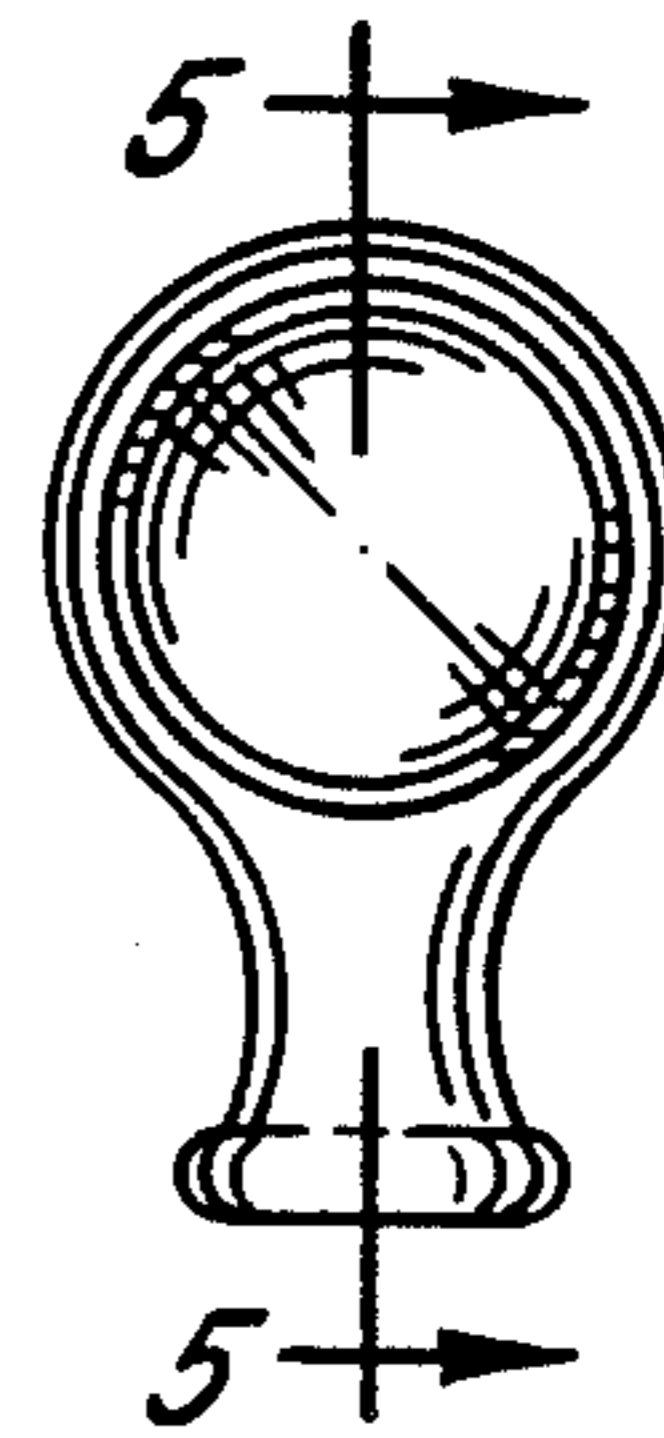


FIG. 2.

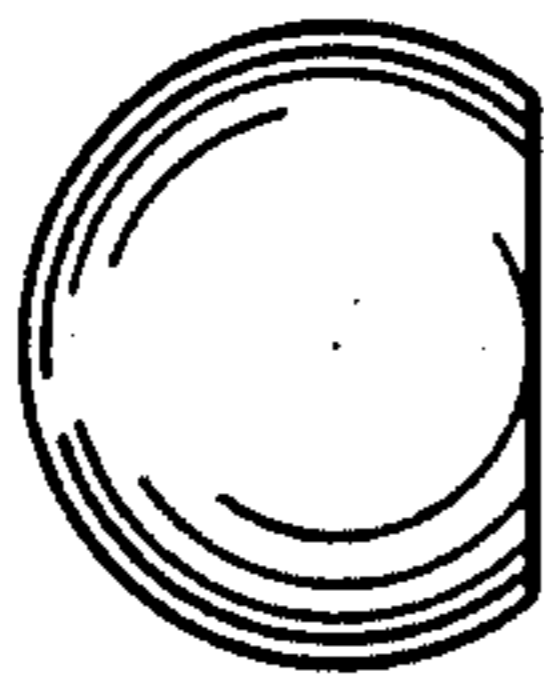


FIG. 3.




FIG. 4.

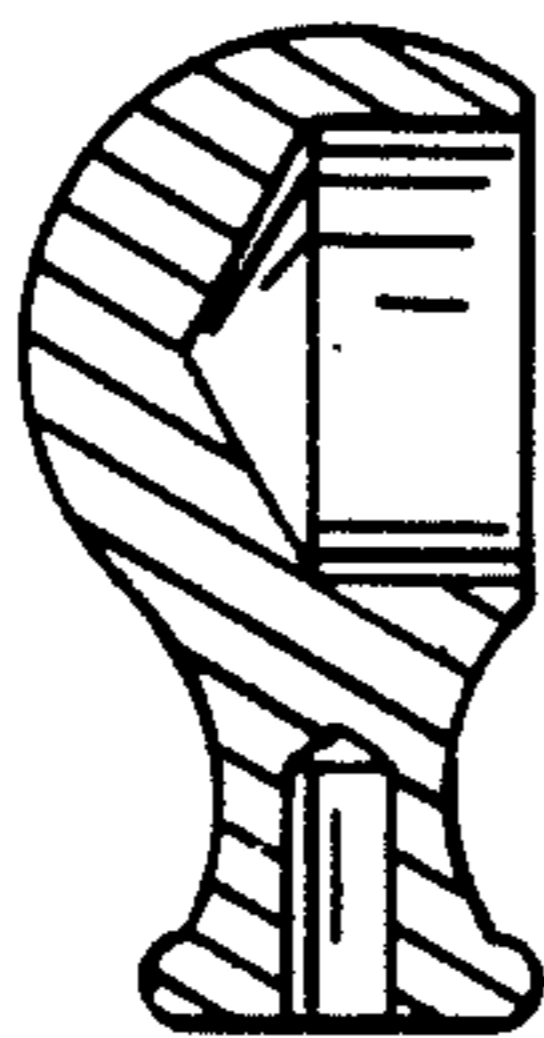


FIG. 5.