

[54] **THREAD ORGANIZER**

[76] Inventor: **Ellen D. McCarn**, 3049 Cambridge Rd., Birmingham, Ala. 35223

[\*\*] Term: **14 Years**

[21] Appl. No.: **931,360**

[22] Filed: **Nov. 17, 1986**

[52] U.S. Cl. .... **D3/21; D21/159**

[58] Field of Search ..... **D3/18, 20, 21, 22, 27, D3/30.1; D21/72, 73, 74, 152, 153, 154, 159; D18/66; 446/363, 327, 268, 387, 98; 242/129.5-146, 222, 16, 17, 47, 47.05, 50; 206/54 R; D22/137**

[56] **References Cited**

**U.S. PATENT DOCUMENTS**

D. 159,895	8/1950	Douglas et al. ....	D21/154
D. 186,497	11/1959	Arrix .....	D21/159
D. 239,070	3/1976	Gray .....	D3/20
D. 271,224	11/1983	Nakao et al. ....	D21/154
D. 277,880	3/1985	Paczko .....	D21/159
D. 282,189	1/1986	Williams et al. ....	D21/159

D. 298,692	11/1988	Sass .....	D3/18
340,521	4/1886	Priestly .....	242/222
672,590	4/1901	Chaffee .....	242/222
773,476	10/1904	Cohn .....	242/222
897,173	8/1908	Strassberger .....	242/222
3,768,640	10/1973	Piscatelli .....	242/222

*Primary Examiner*—James R. Largen  
*Assistant Examiner*—Antoine D. Davis  
*Attorney, Agent, or Firm*—Jennings, Carter, Thompson & Veal

[57] **CLAIM**

The ornamental design for a thread organizer, as shown and described.

**DESCRIPTION**

FIG. 1 is a top, front and right side perspective view of a tread organizer showing my new design; FIG. 2 is a front elevational view thereof; FIG. 3 is a rear elevational view thereof; FIG. 4 is a top plan view thereof; FIG. 5 is a bottom plan view thereof; and FIG. 6 is a side elevational view the other side being identical to the side shown.






FIG. 1




FIG. 2




FIG. 4

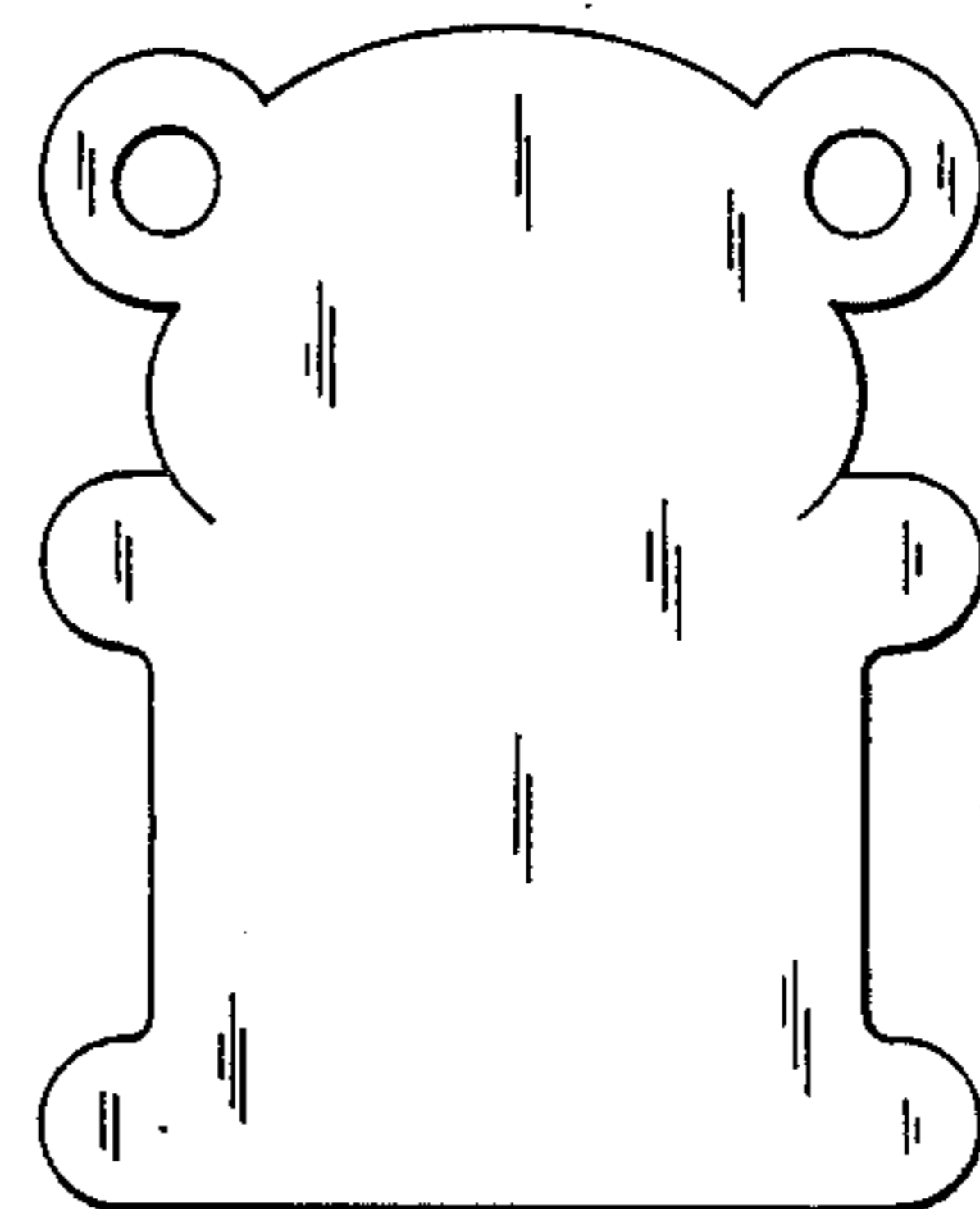


FIG. 3




FIG. 5

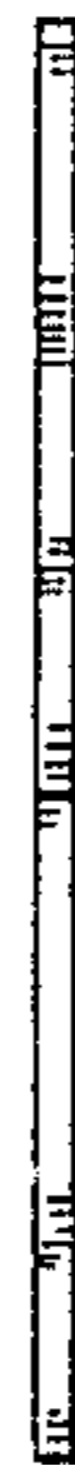


FIG. 6