

[54] SHOE OUTSOLE

[75] Inventors: Christopher Kittle, Cohasset; James R. Holt, Medfield; James H. Schumacher, Canton, all of Mass.

[73] Assignee: Reebok International Ltd., Stoughton, Mass.

[\*\*] Term: 14 Years

[21] Appl. No.: 308,153

[22] Filed: Feb. 9, 1989

[52] U.S. Cl. .... D2/320

[58] Field of Search ..... D2/264, 265, 274, 311, D2/317-321; 36/25 R, 28, 29, 30 R, 32 R, 43, 59 R, 59 B, 59 C, 80, 83, 102, 103

[56] References Cited

U.S. PATENT DOCUMENTS

- D. 60,524 3/1922 Gaken .
- D. 160,561 10/1950 Steinhilber .
- D. 210,714 4/1968 Pradet ..... D2/320
- D. 241,988 10/1976 Famolare ..... D2/320
- D. 260,452 9/1981 Greenblatt et al. .... D2/321

- 1,630,445 5/1927 Murray .
- 2,038,972 4/1936 Watanabe ..... 36/32 R
- 3,568,340 3/1971 Gardner ..... 36/32 R
- 3,583,082 6/1971 Jordan, Jr. .... 36/59 R
- 3,672,077 6/1972 Coles ..... 36/59 B

FOREIGN PATENT DOCUMENTS

- 739411 1/1933 France .
- 8103 3/1987 United Kingdom ..... 36/59 R

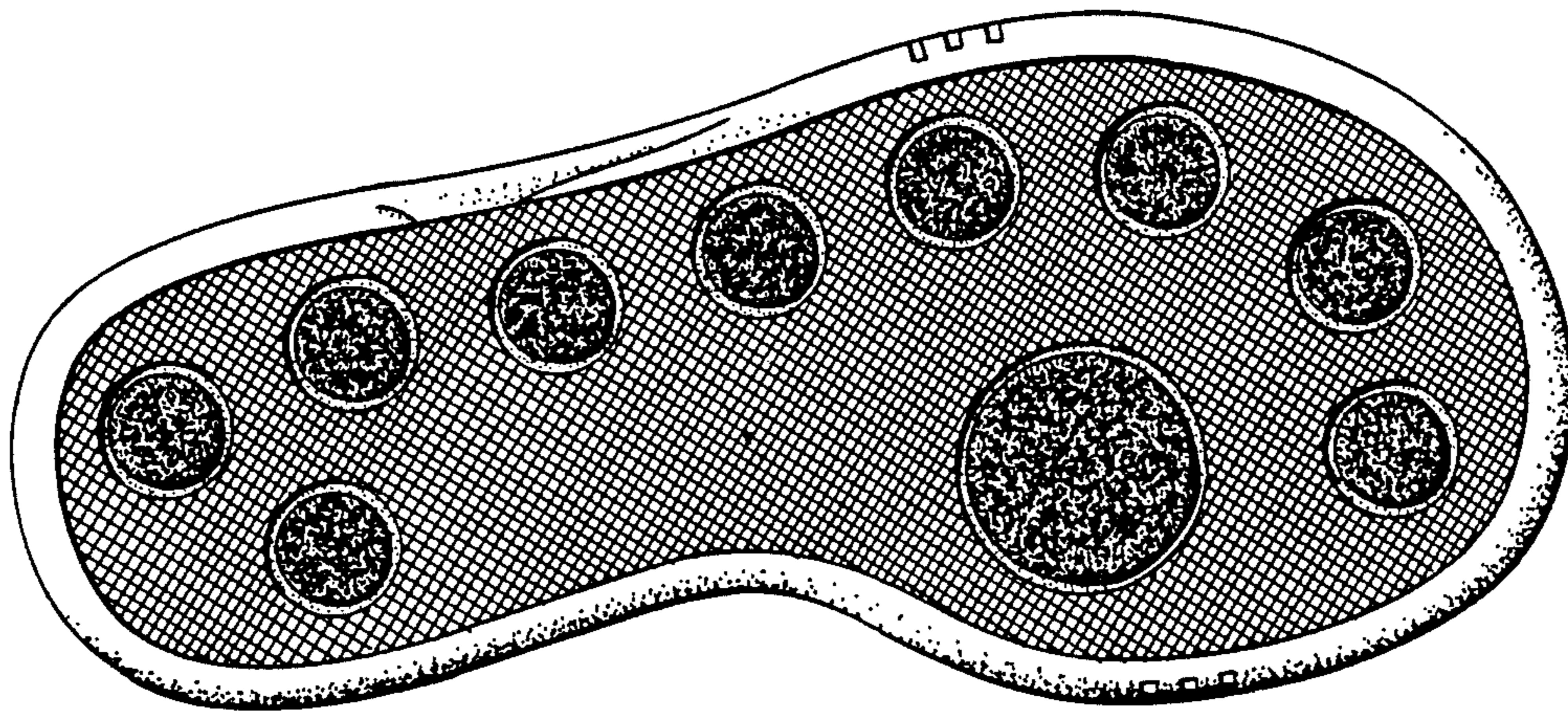
Primary Examiner—Louis S. Zarfes  
Attorney, Agent, or Firm—Saidman, Sterne, Kessler & Goldstein

[57] CLAIM

The ornamental design for a shoe sole, as shown and described.

DESCRIPTION

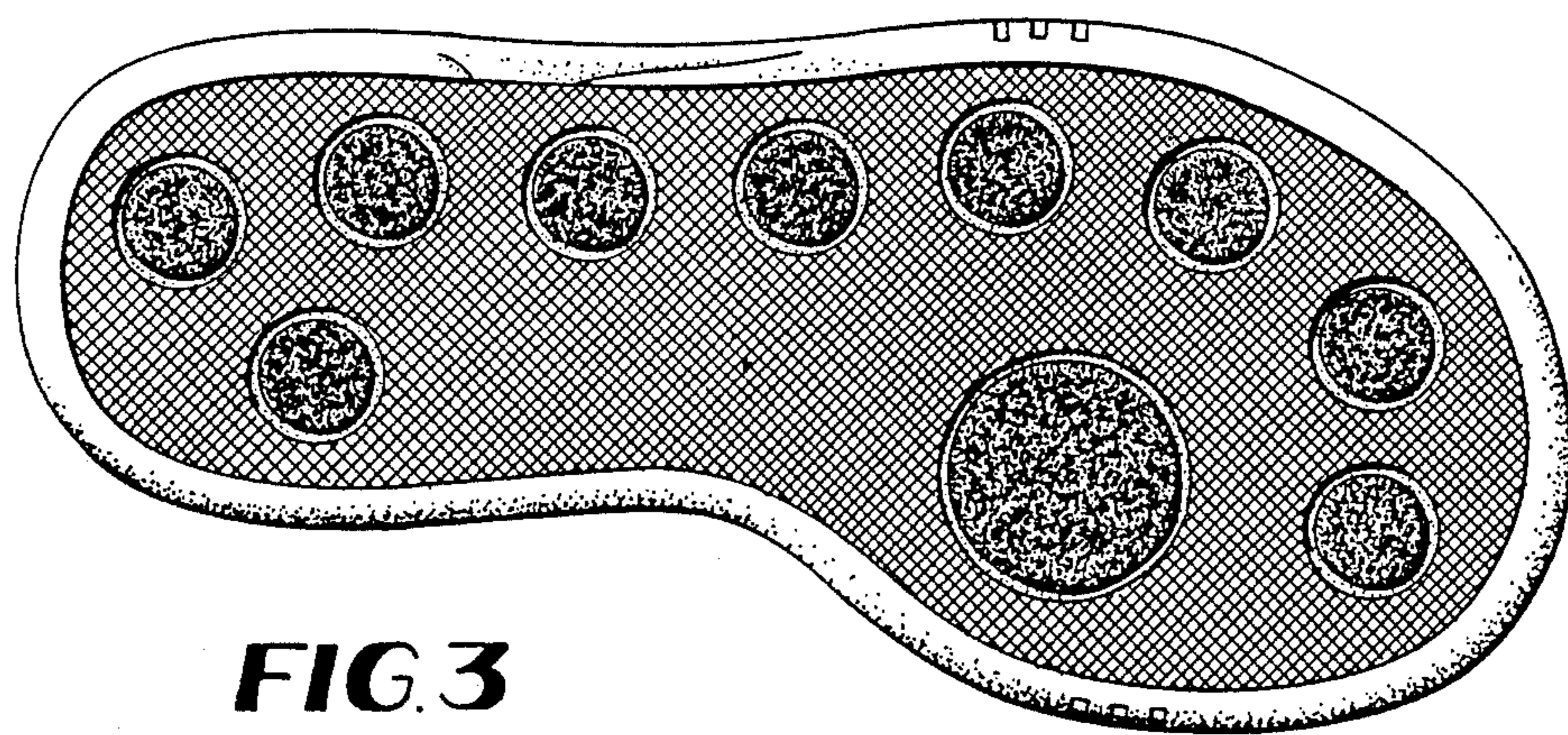
FIG. 1 is a left side elevational view of a shoe sole showing our new design;  
 FIG. 2 is a right side elevational view thereof;  
 FIG. 3 is a bottom plan view thereof;  
 FIG. 4 is a front elevational view thereof;  
 FIG. 5 is a rear elevational view thereof; and  
 FIG. 6 is a top plan view thereof.



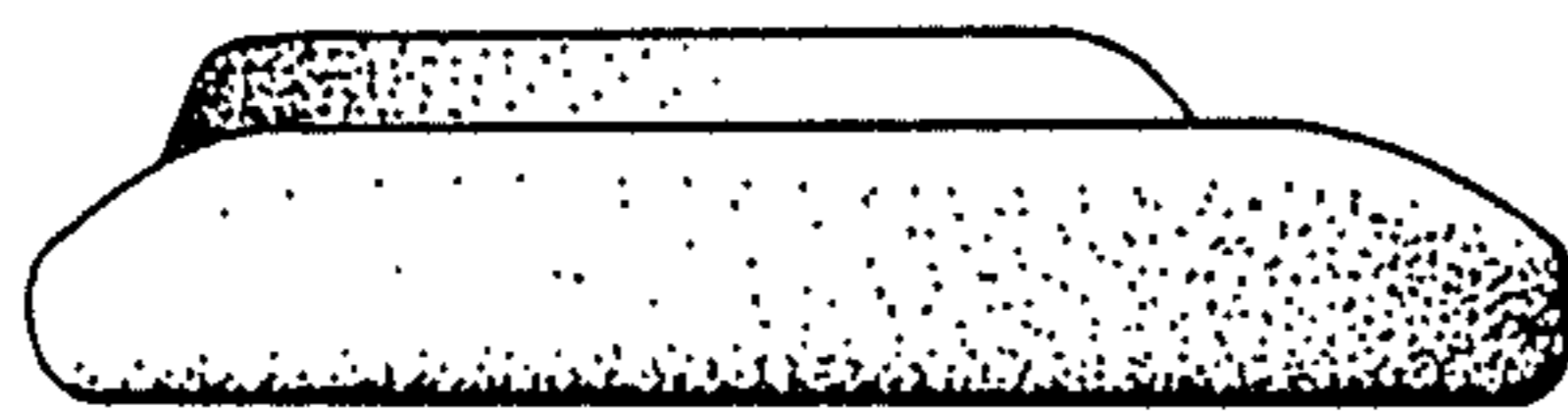
**FIG. 1**



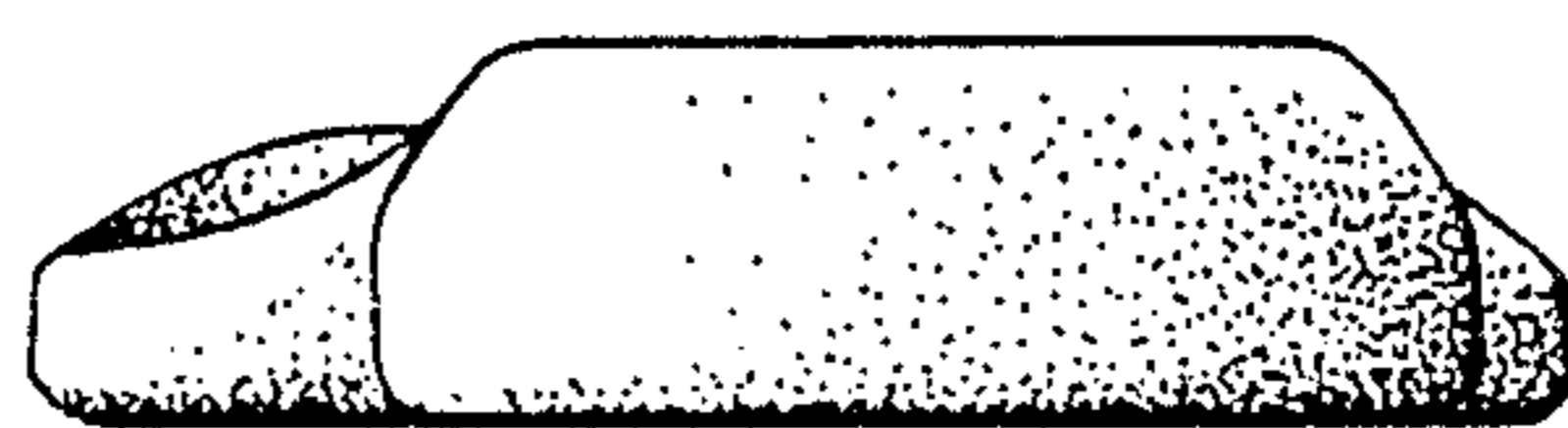
**FIG. 2**



**FIG. 3**



**FIG. 4**



**FIG. 5**

**FIG. 6**

