

[54] DISPENSER FOR AN AIR FRESHENER

[75] Inventor: Darrell D. Fish, Baltimore, Md.

[73] Assignee: Airwick Industries, Inc., Carlstadt, N.J.

[\*\*] Term: 14 Years

[21] Appl. No.: 115,102

[22] Filed: Nov. 2, 1987

[52] U.S. Cl. .... D23/367

[58] Field of Search ..... D23/355, 250, 364, 366, D23/367; D26/9, 11, 14, 16, 19; D8/307, 310, 312; 239/57, 58, 59

[56] References Cited

U.S. PATENT DOCUMENTS

- D. 207,986 6/1967 Smalley ..... D23/250
- D. 241,842 10/1976 Shames et al. .... D23/250
- D. 279,403 6/1985 Doman ..... D8/312
- D. 286,323 10/1986 Haworth ..... D23/366

- D. 286,675 11/1986 Hoyt ..... D23/366
- D. 287,270 12/1986 Yost ..... D8/312
- D. 288,714 3/1987 Wilson et al. .... D23/366
- D. 289,919 5/1987 O'Neil, Jr. .... D23/366
- D. 289,920 5/1987 O'Neil, Jr. .... D23/366
- D. 295,675 5/1988 Demarest ..... D23/366

Primary Examiner—James M. Gandy  
Assistant Examiner—Lisa Lichtenstein  
Attorney, Agent, or Firm—Frederick H. Rabin

[57] CLAIM

The ornamental design for a dispenser for an air freshener, as shown and described.

DESCRIPTION

FIG. 1 is a side perspective view of a dispenser for an air freshener showing my new design;  
FIG. 2 is a top plan view thereof;  
FIG. 3 is a side elevation view thereof, the opposite side being a mirror image of that shown; and  
FIG. 4 is a bottom plan view thereof.




Fig. 1.




Fig. 2.

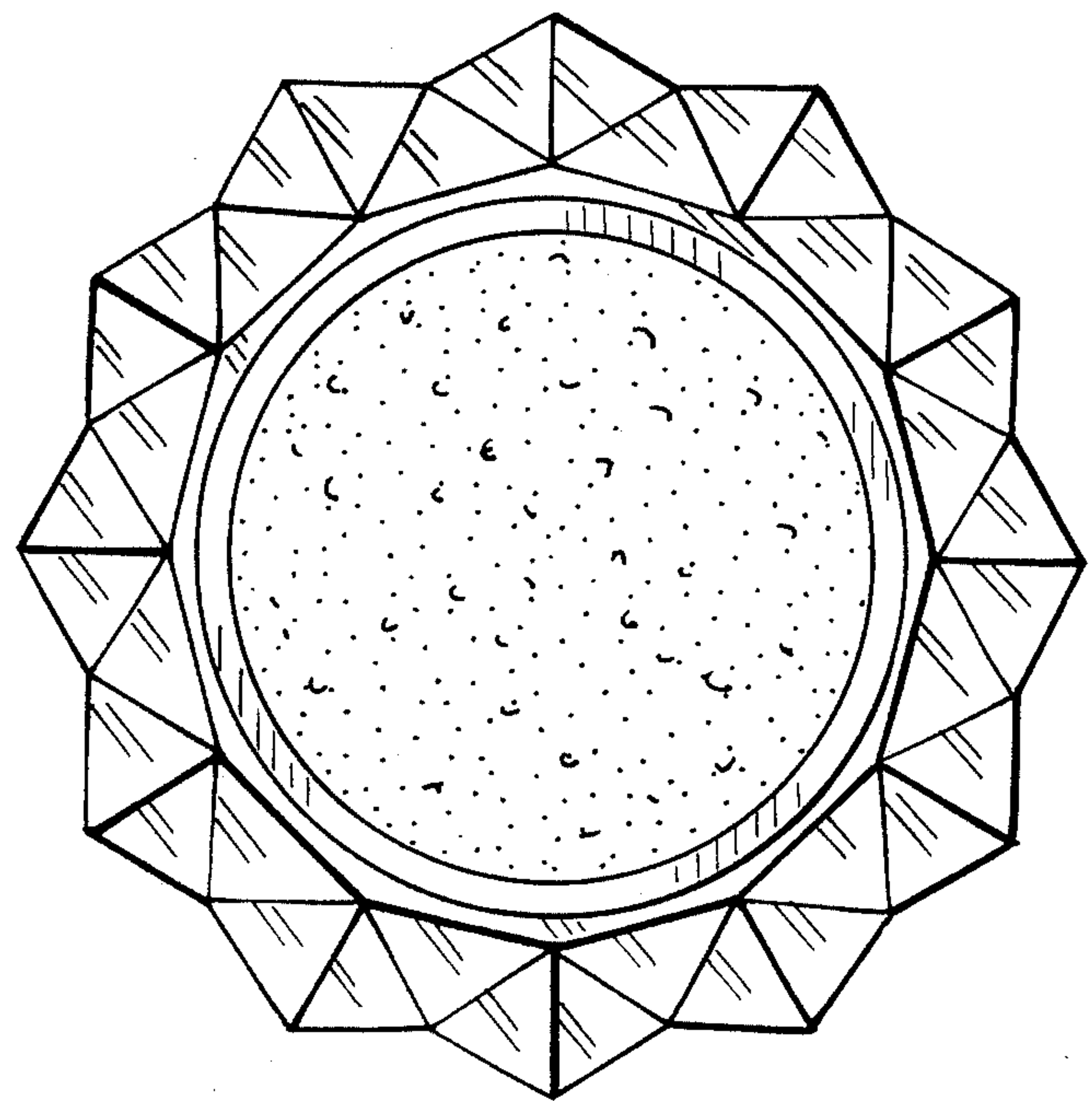


Fig. 3.

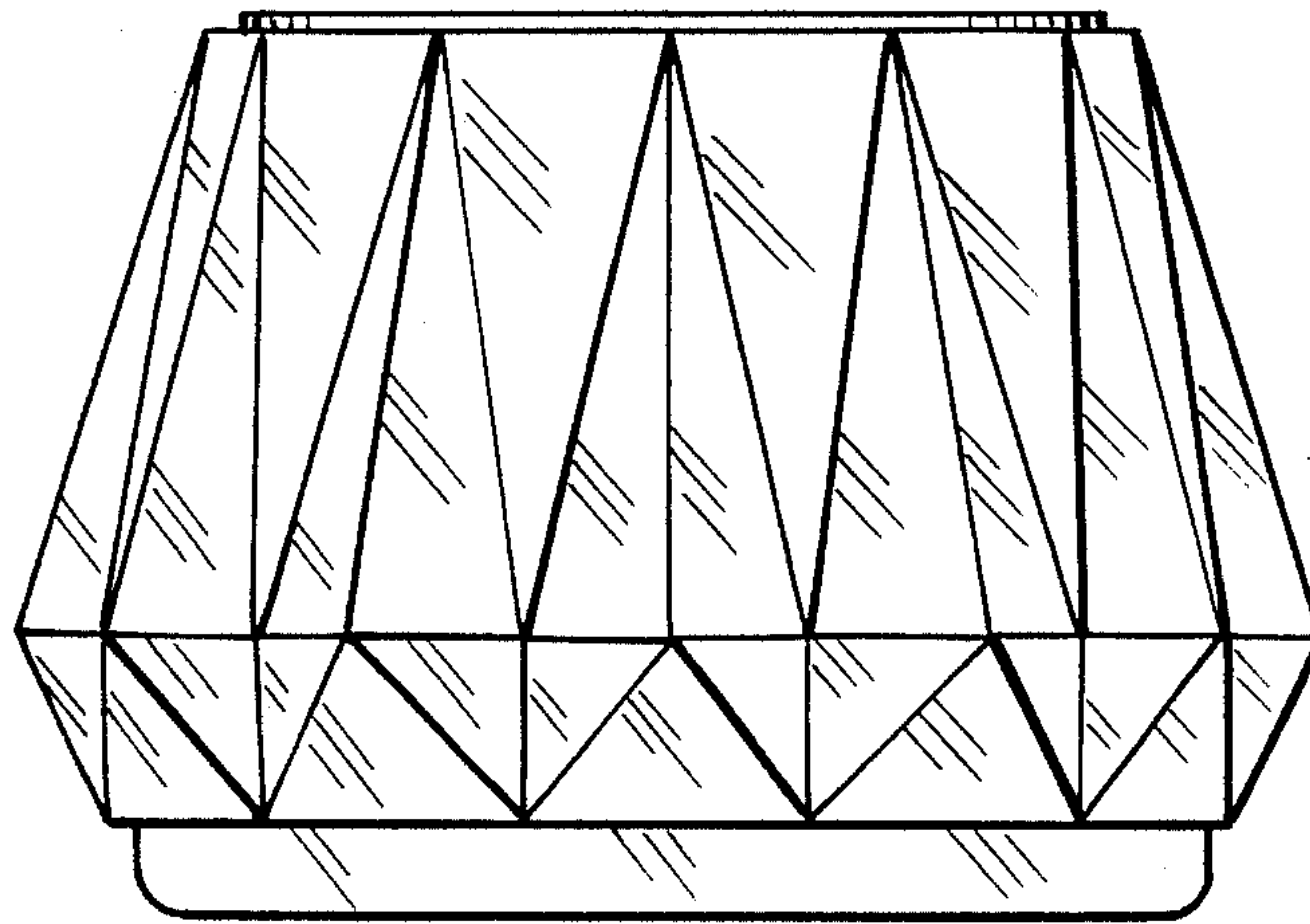


Fig. 4.

