

[54] **CASSETTE FOR A THERMICLY PRINTING MACHINE OR THE LIKE**

[75] **Inventor: Hiroyuki Goda, Toyonaka, Japan**

[73] **Assignee: General Company Limited, Osaka, Japan**

[\*\*] **Term: 14 Years**

[21] **Appl. No.: 1,507**

[22] **Filed: Feb. 27, 1987**

[30] **Foreign Application Priority Data**

Jul. 21, 1986 [JP] Japan ..... 61-28191

[52] **U.S. Cl. .... D18/12**

[58] **Field of Search ..... D18/12, 22, 23, 99; 400/196, 196.1, 208**

[56] **References Cited**

**U.S. PATENT DOCUMENTS**

D. 239,568 4/1976 Sottsass, Jr. .... D18/12  
D. 265,566 7/1982 Christie et al. .... D18/12

D. 265,567 7/1982 Christie et al. .... D18/12  
D. 280,913 10/1985 Nibley et al. .... D18/22  
D. 281,331 11/1985 Nibley et al. .... D18/12  
D. 281,332 11/1985 Nibley et al. .... D18/12  
D. 281,333 11/1985 Nibley et al. .... D18/22  
D. 285,808 9/1986 Fuziwara et al. .... D18/22

*Primary Examiner*—James R. Largen  
*Attorney, Agent, or Firm*—Wegner & Bretschneider

[57] **CLAIM**

The ornamental design for cassette for a thermicly printing machine or the like, as shown.

**DESCRIPTION**

FIG. 1 is a front elevational view of a cassette for a thermicly printing machine or the like showing my new design;

FIG. 2 is a rear elevational view thereof;

FIG. 3 is a top plan view thereof;

FIG. 4 is a bottom view thereof;

FIG. 5 is a right side elevational view thereof; and

FIG. 6 is a left side elevational view thereof.

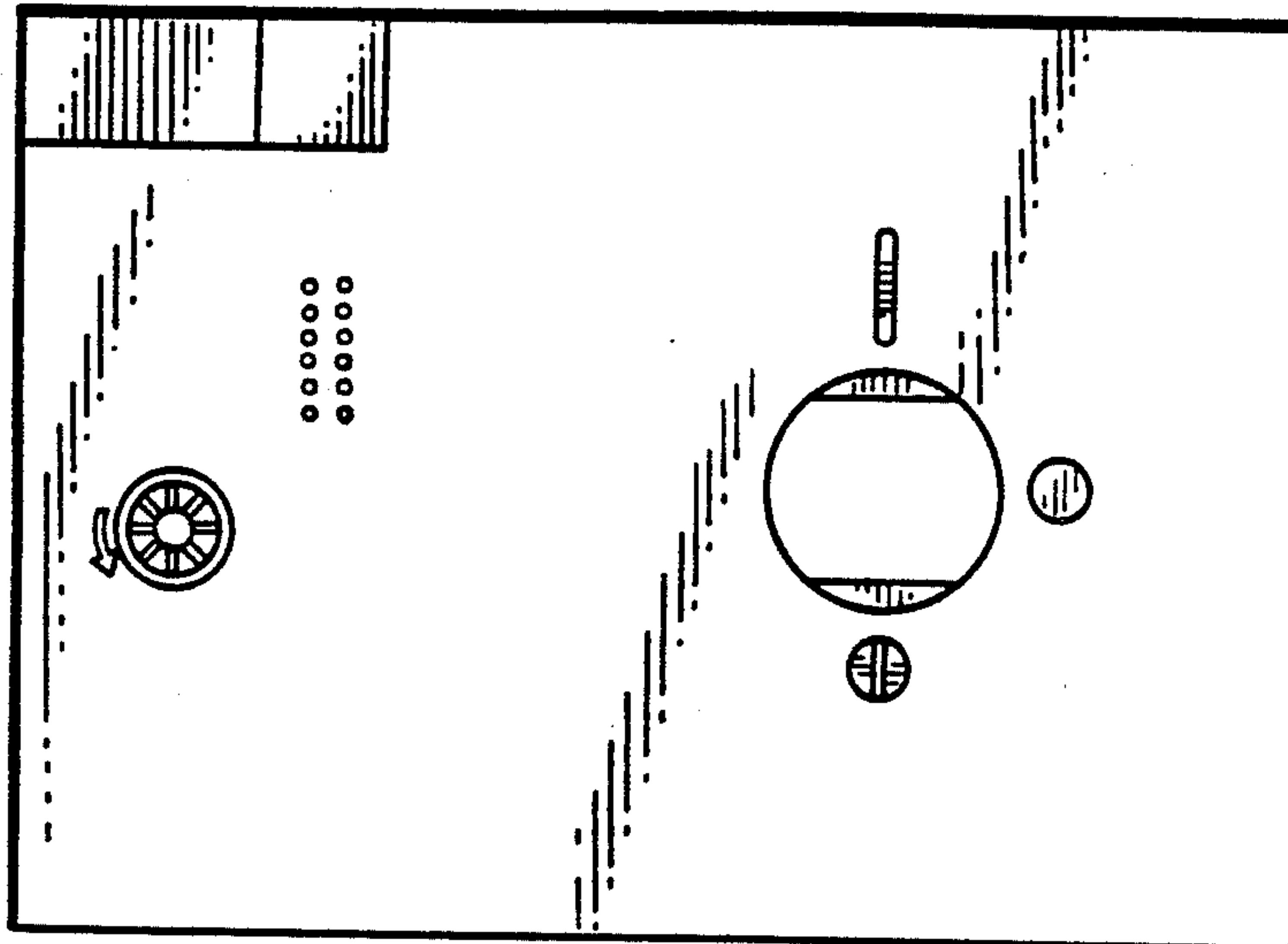


FIG. 1

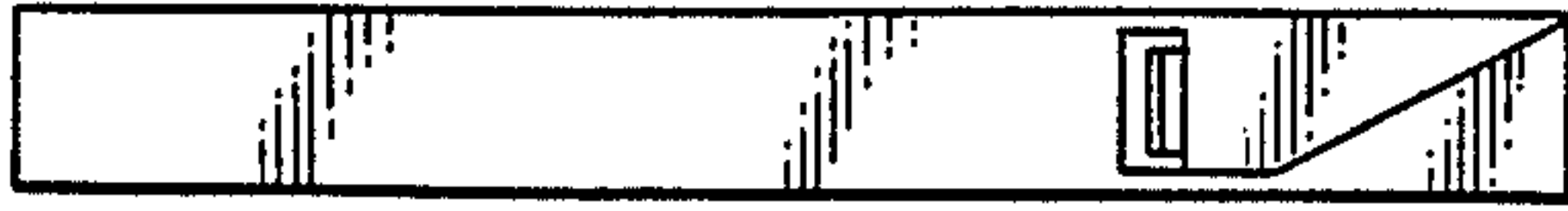


FIG. 2



FIG. 3

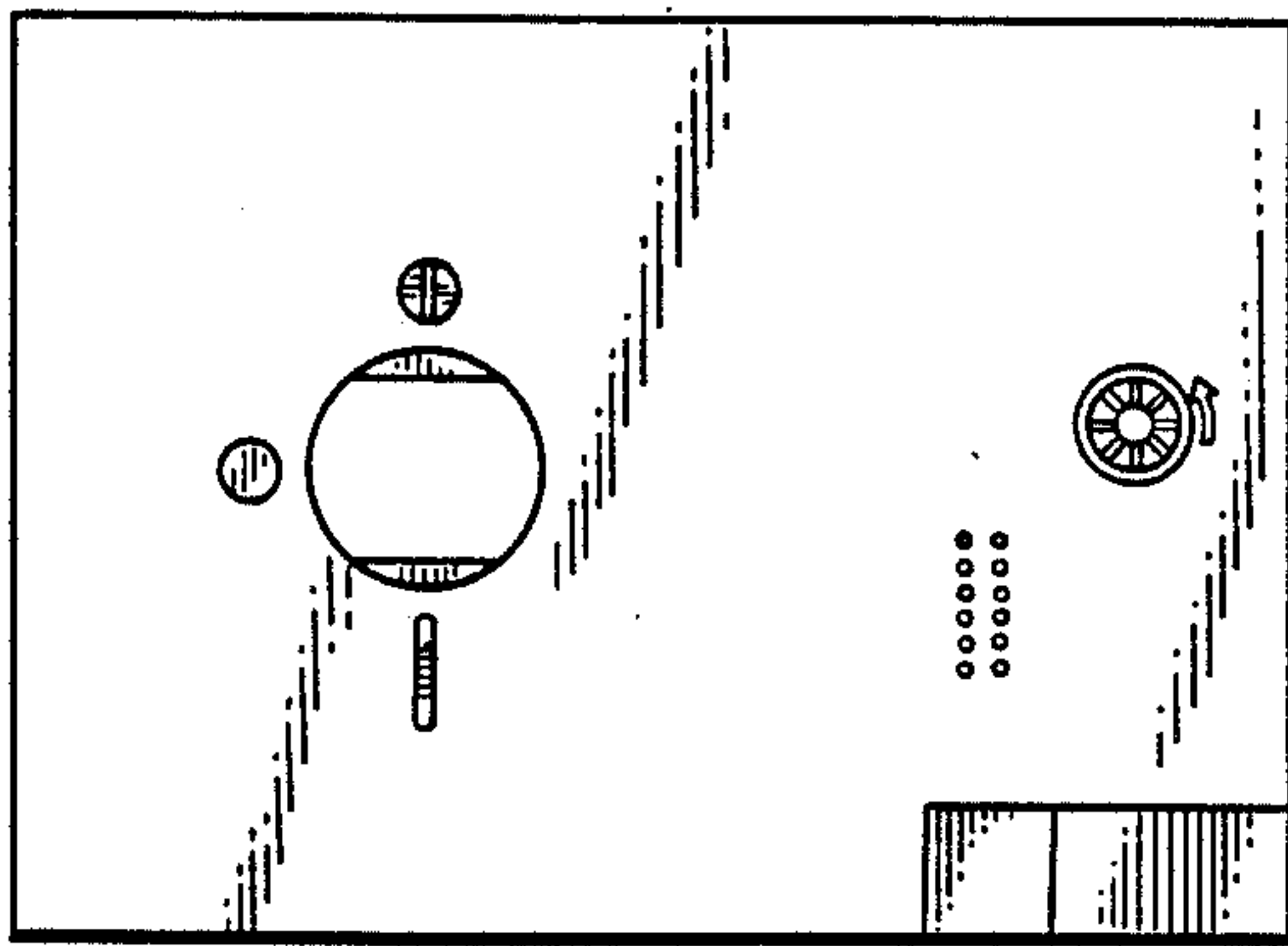


FIG. 4

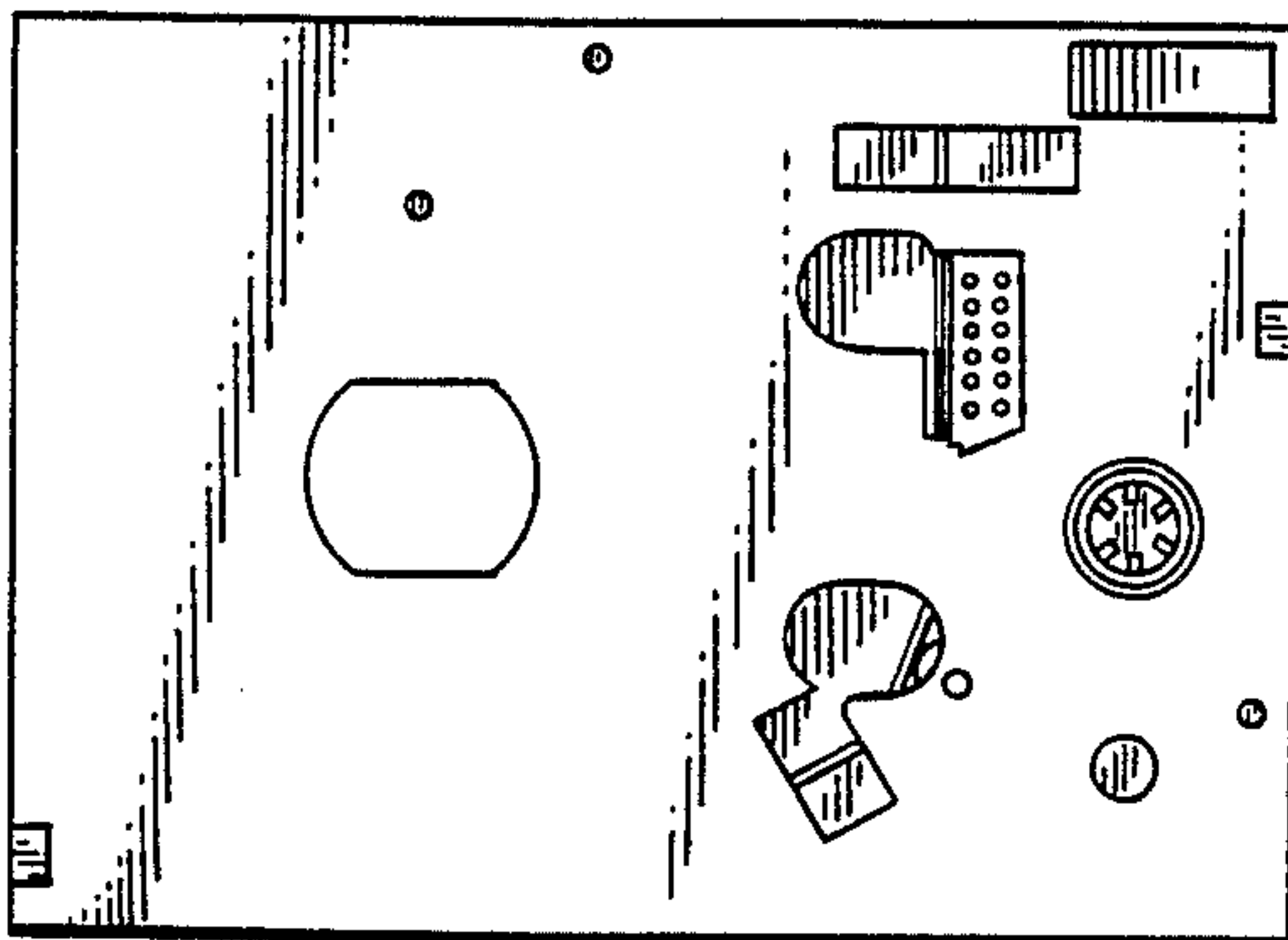


FIG. 5



FIG. 6

