

# United States Patent [19]

Siddoway et al.

[11] Patent Number: **Des. 307,907**

[45] Date of Patent: **\*\* May 15, 1990**

[54] **MICROPHONE OR SIMILAR ARTICLE**

[75] Inventors: **Craig F. Siddoway**, Fort Lauderdale;  
**James H. Curtis**, Coral Springs, both  
of Fla.; **Christopher J. Reitz**,  
Singapore, Singapore

[73] Assignee: **Motorola, Inc.**, Schaumburg, Ill.

[\*\*] Term: **14 Years**

[21] Appl. No.: **66,687**

[22] Filed: **Jun. 25, 1987**

[52] U.S. Cl. .... **D14/225**

[58] Field of Search ..... **D14/124, 137, 225-229,**  
**D14/299; 381/68.7, 91, 122, 155, 158, 159,**  
**168-170, 205; 379/430; 455/89, 90, 95, 100**

[56] **References Cited**

**U.S. PATENT DOCUMENTS**

D. 276,336 11/1984 Kao ..... **D14/225**

D. 280,323 8/1985 Scheid et al. .... **D14/225**

D. 299,024 12/1988 Richards et al. .... **D14/225**

4,199,721 4/1980 Ono et al. .... **381/168 X**

**OTHER PUBLICATIONS**

Trailer Boats; Jan. 1987; p. 61; center right.


*Primary Examiner*—Theodore M. Shooman  
*Attorney, Agent, or Firm*—Thomas G. Berry

[57] **CLAIM**

The ornamental design for a microphone or similar article, as shown.

**DESCRIPTION**

FIG. 1 is a top, front and left side perspective view of a microphone or similar article showing our new design; FIG. 2 is a right side elevational view thereof; FIG. 3 is a left side elevational view thereof; FIG. 4 is a rear elevational view thereof; and FIG. 5 is a bottom plan view thereof.



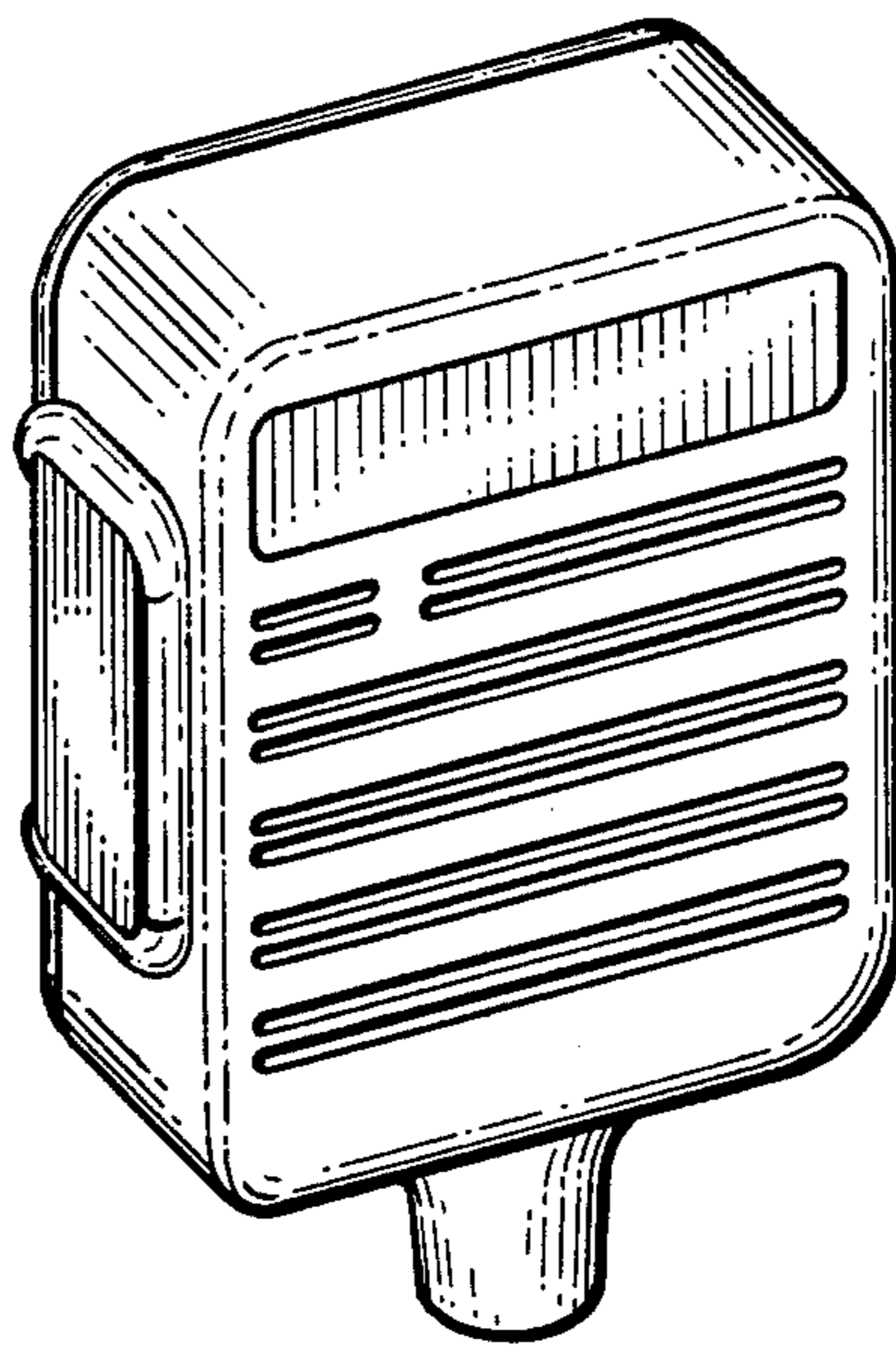


FIG. 1




FIG. 2

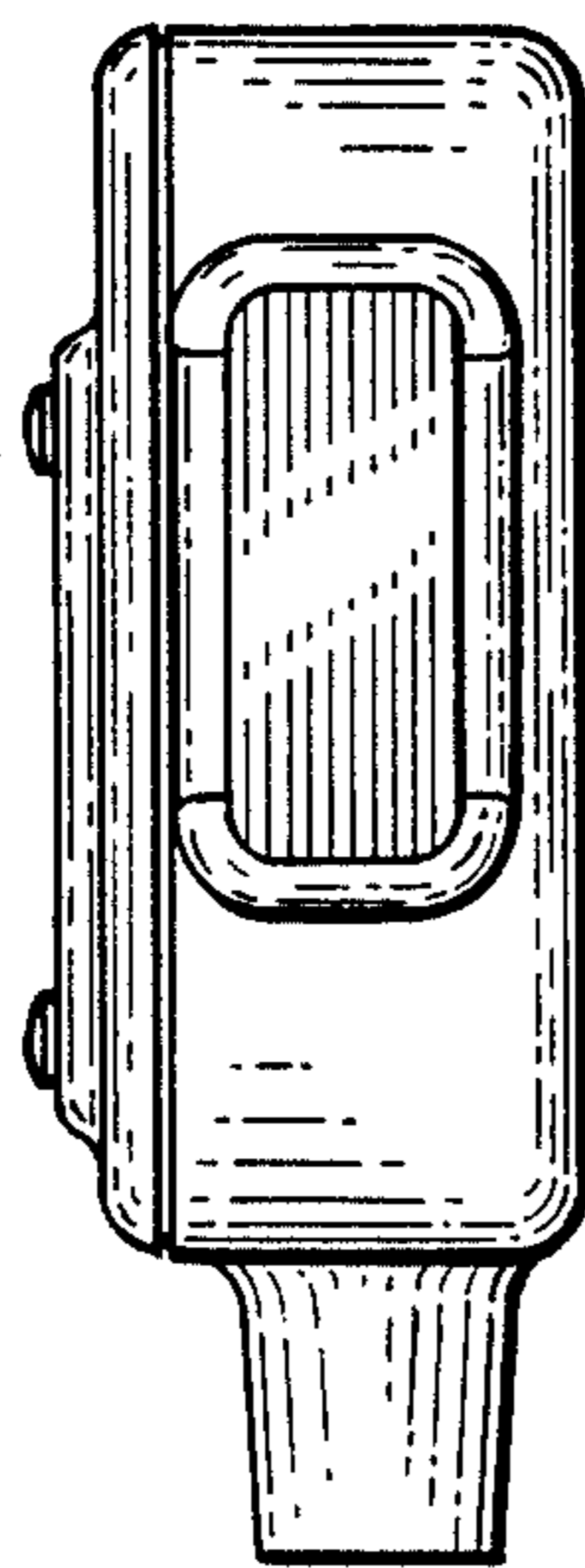


FIG. 3

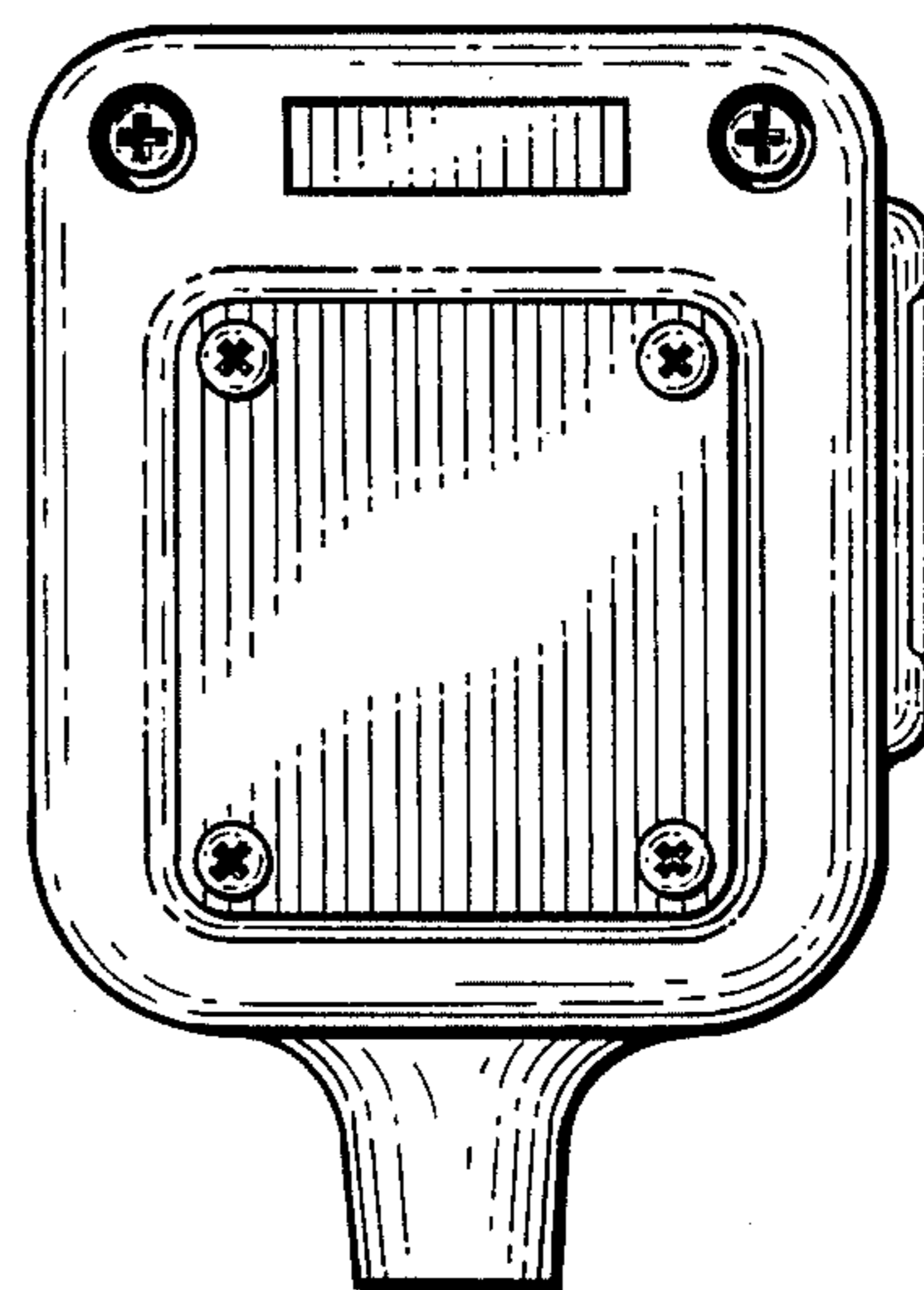


FIG. 4

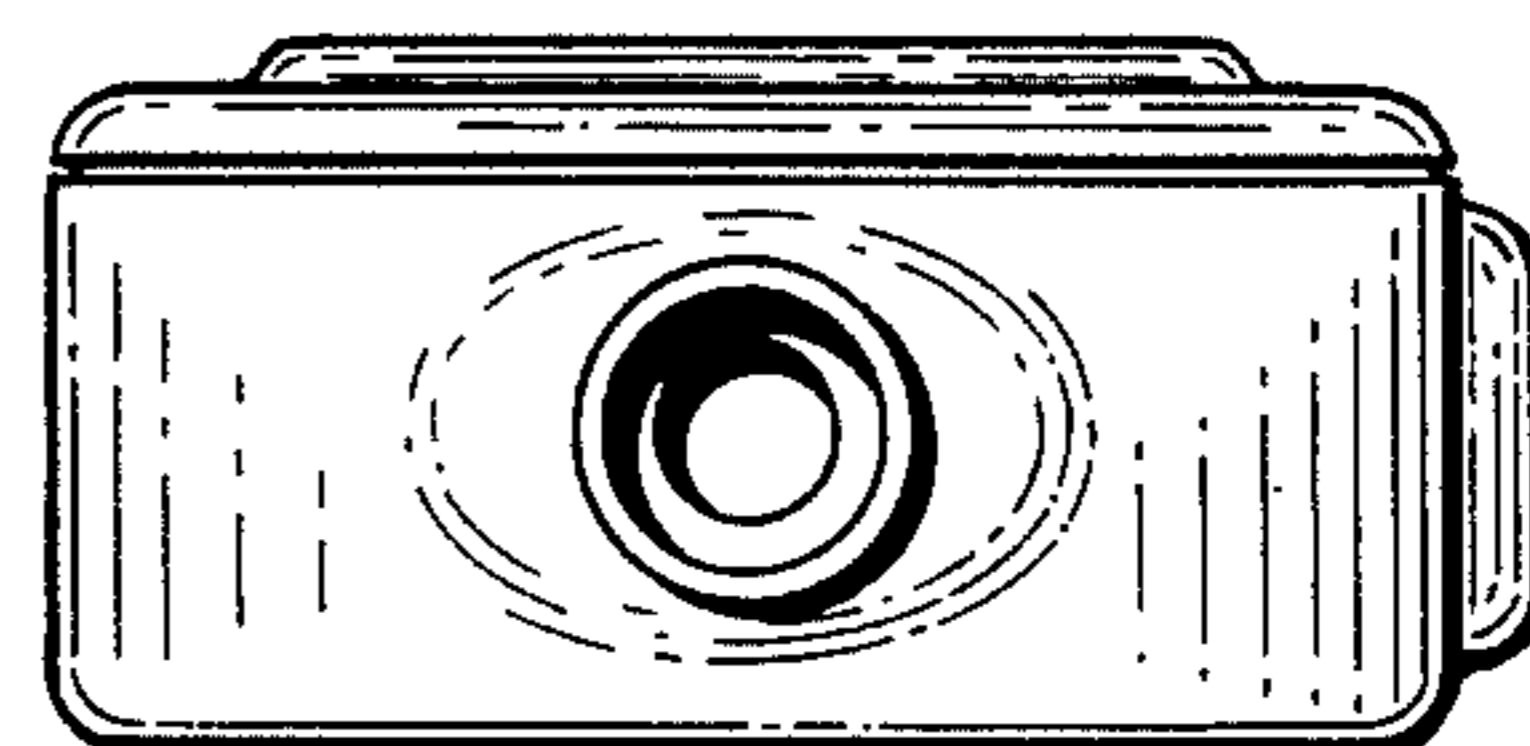


FIG. 5