

**United States Patent** [19]  
**Yang**

[11] **Patent Number: Des. 307,900**  
[45] **Date of Patent: \*\* May 15, 1990**

[54] **VIDEO CASSETTE RECORDER**

[75] **Inventor: Doo S. Yang, Seoul, Rep. of Korea**

[73] **Assignee: Gold Star Co., Ltd., Seoul, Rep. of Korea**

[\*\*] **Term: 14 Years**

[21] **Appl. No.: 19,866**

[22] **Filed: Feb. 27, 1987**

[30] **Foreign Application Priority Data**

Nov. 11, 1986 [KR] Rep. of Korea ..... 15859/86

[52] **U.S. Cl. .... D14/135**

[58] **Field of Search ..... D14/124, 125, 135, 136, D14/156, 299**

[56] **References Cited**

**U.S. PATENT DOCUMENTS**

D. 263,138 2/1982 Uchiyama ..... D14/136

D. 268,263 3/1983 Bullock et al. .... D14/135  
D. 275,389 9/1984 Takanaga et al. .... D14/135  
D. 301,881 6/1989 Yang ..... D14/135

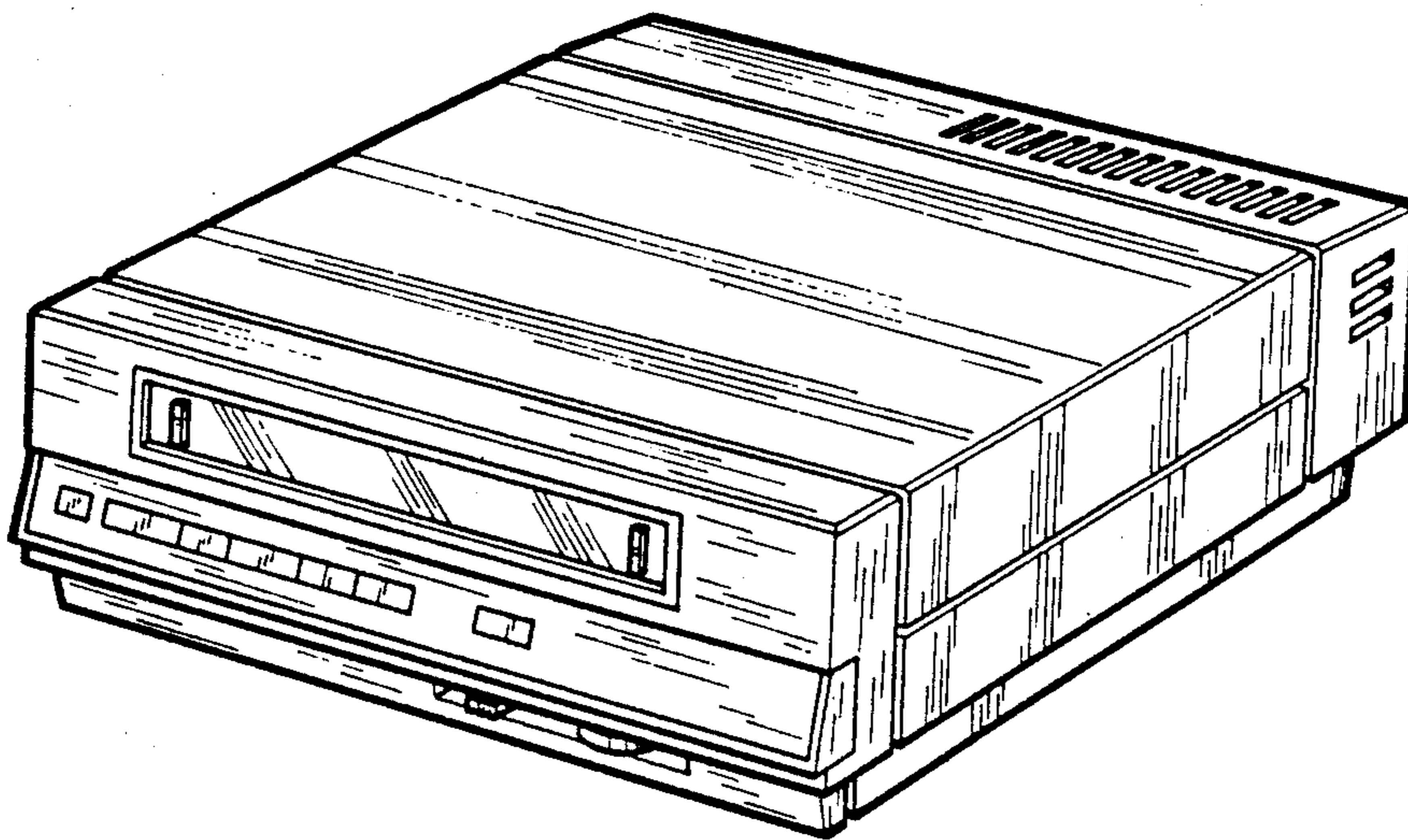
*Primary Examiner*—Melvin B. Feifer  
*Assistant Examiner*—Theodore M. Shooman  
*Attorney, Agent, or Firm*—John P. White

[57] **CLAIM**

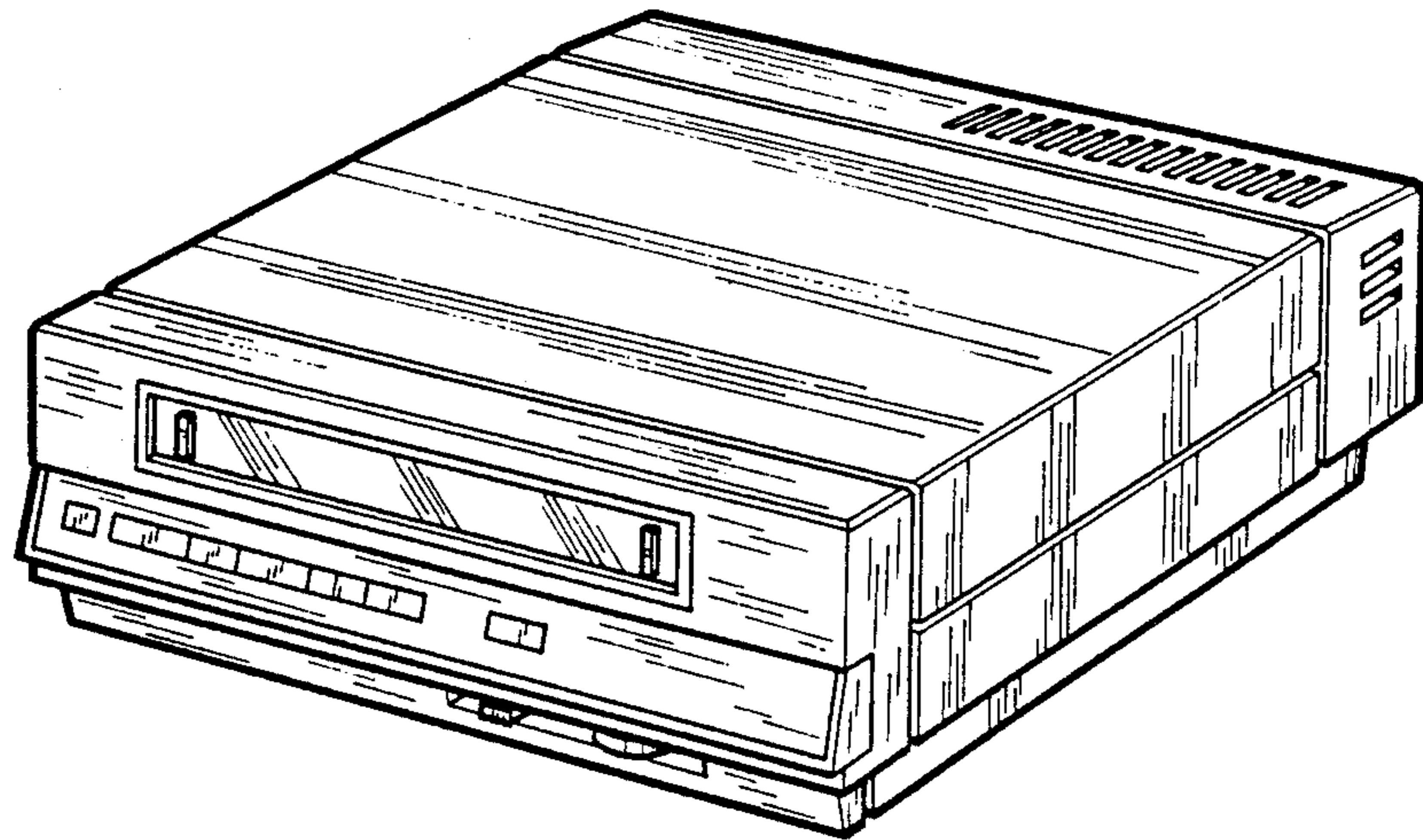
The ornamental design for a video cassette recorder, as shown.

**DESCRIPTION**


FIG. 1 is a top, front and right side perspective view of a video cassette recorder showing my new design; FIG. 2 is a top plan view thereof; FIG. 3 is a front elevational view thereof; FIG. 4 is a bottom plan view thereof; FIG. 5 is a elevational view thereof; FIG. 6 is a right side elevational view thereof; and FIG. 7 is a left side elevational view thereof.



F I G . 1



F I G . 2



F I G . 3

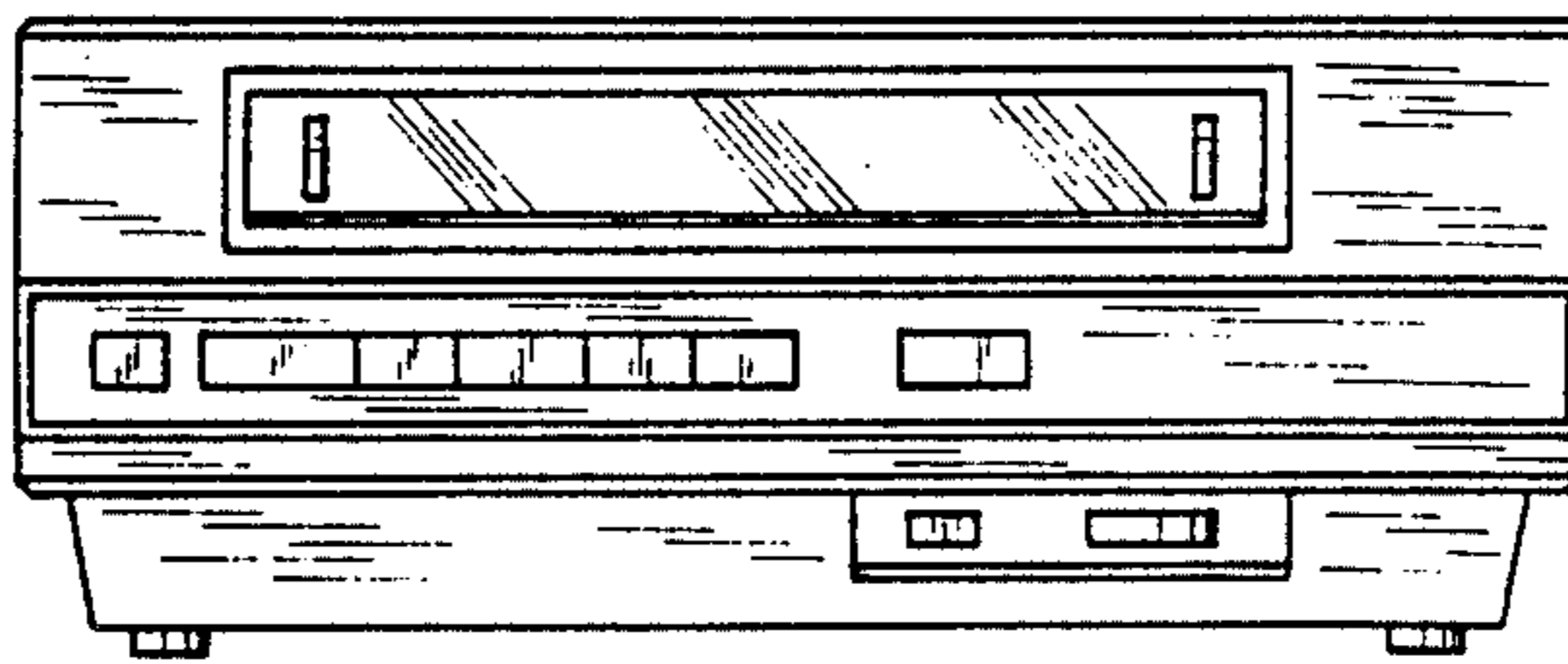


FIG. 4



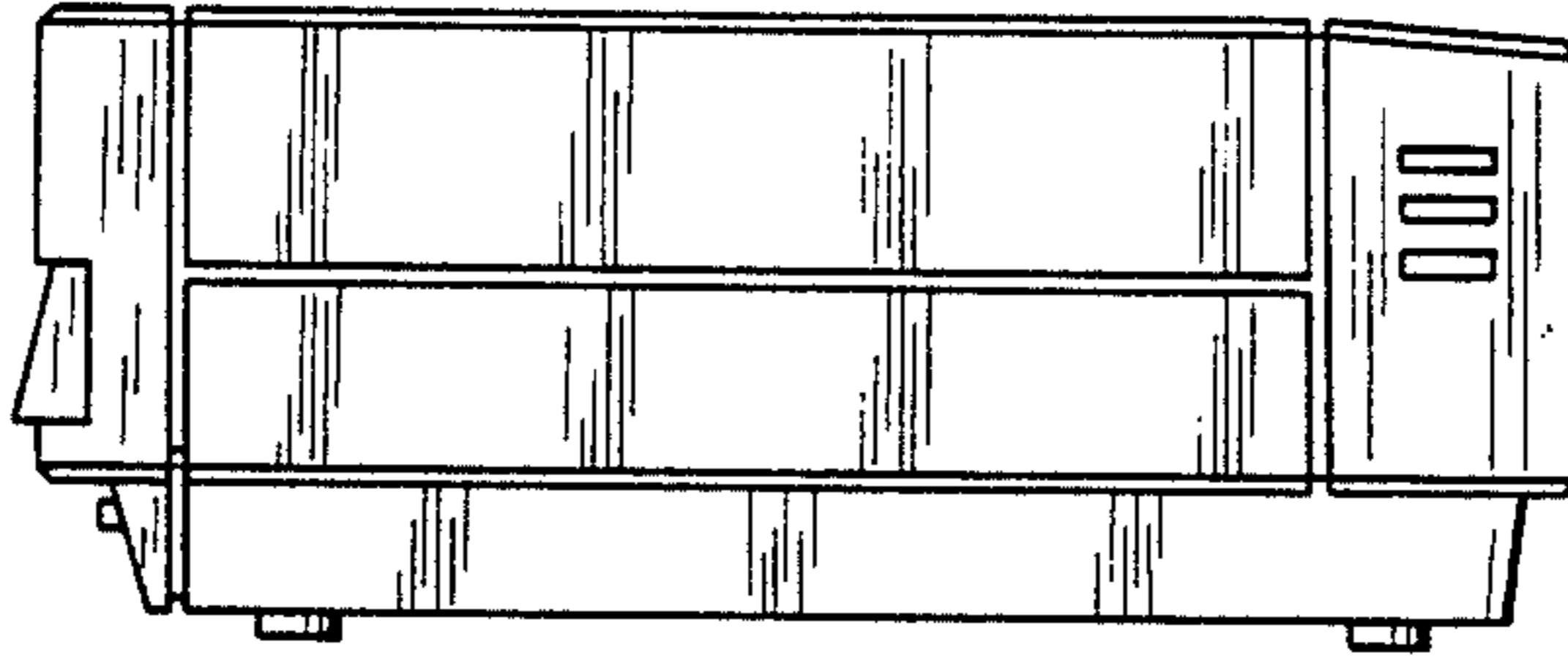


FIG. 5



F I G . 6



F I G . 7

