

[54] **DOMESTIC SCALE WEIGHT DISPLAY MODULE**

[75] **Inventors: Richard S. Hart, Elgin; David H. Bloom, Vernon Hills; Jeffery D. Bransky, LaGrange, all of Ill.**

[73] **Assignee: Sunbeam Corporation, Downers Grove, Ill.**

[**] **Term: 14 Years**

[21] **Appl. No.: 420,401**

[22] **Filed: Oct. 12, 1989**

Related U.S. Application Data

[62] **Division of Ser. No. 939,492, Dec. 8, 1986.**
[52] **U.S. Cl. D10/94; D10/91**
[58] **Field of Search D10/87-94, D10/122-126; 177/177, 239, 210, 246, 211**

[56] **References Cited**

U.S. PATENT DOCUMENTS

3,838,744 10/1974 Tanji 177/177

OTHER PUBLICATIONS

Linens, Domestic & Bath-Jan./Feb./1984-p. 30-Scale Readout Module at top-right.
Form-"93"-1/1981-p. 48-Readout Module at top-left.
Hong Kong Enterprises-10/81-p. 297-Scale Readouts at center-left.

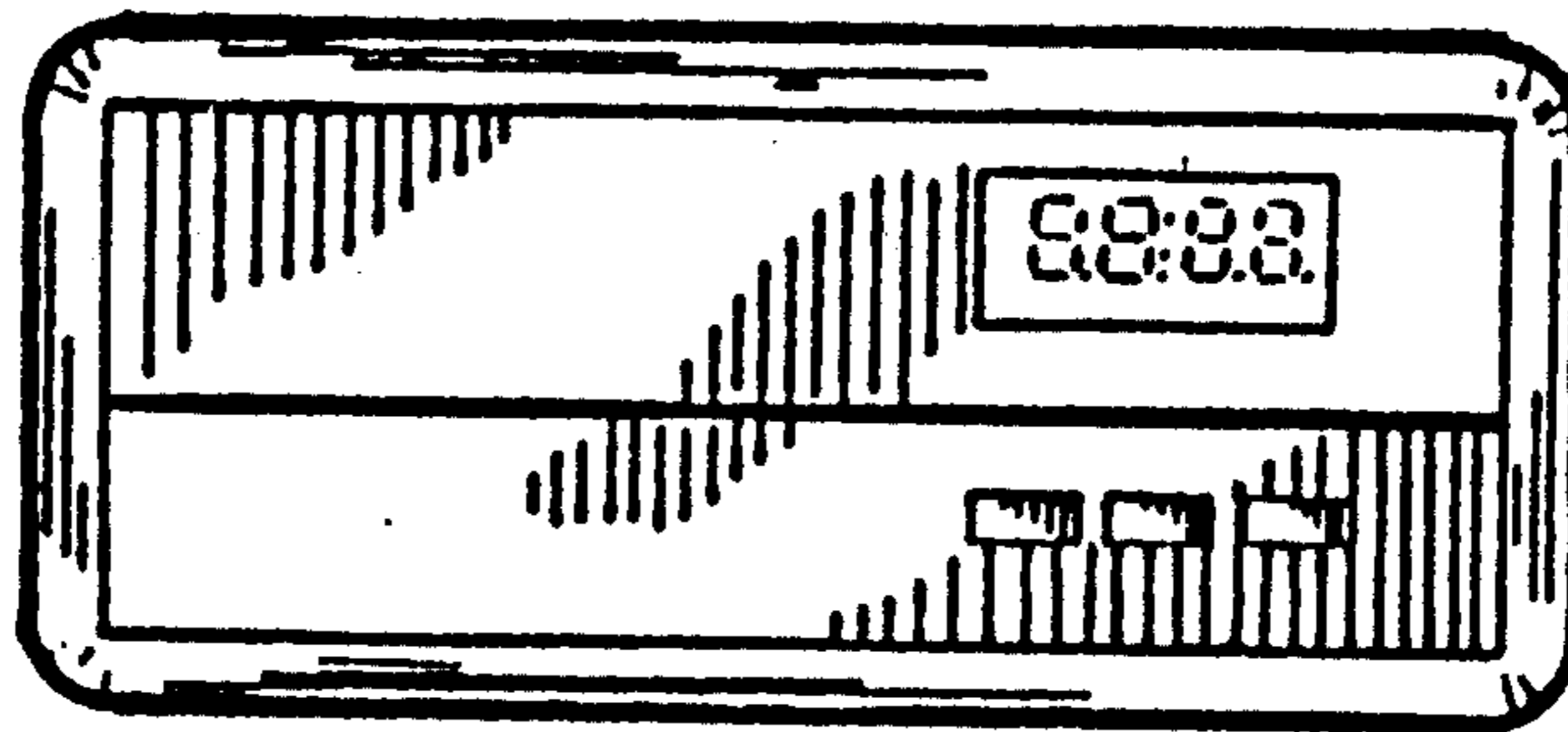
Primary Examiner-Nelson C. Holtje
Attorney, Agent, or Firm-Neil M. Rose

[57] **CLAIM**

The ornamental design for a domestic scale weight display module, as shown and described.

DESCRIPTION

FIG. 1 is a top plan view of a domestic scale weight display module showing our new design; FIG. 2 is a front elevational view thereof; FIG. 3 is a right side elevational view thereof, the left side being a mirror image thereto; FIG. 4 is a bottom plan view thereof; and, FIG. 5 is a rear elevational view thereof.






FIG. 1

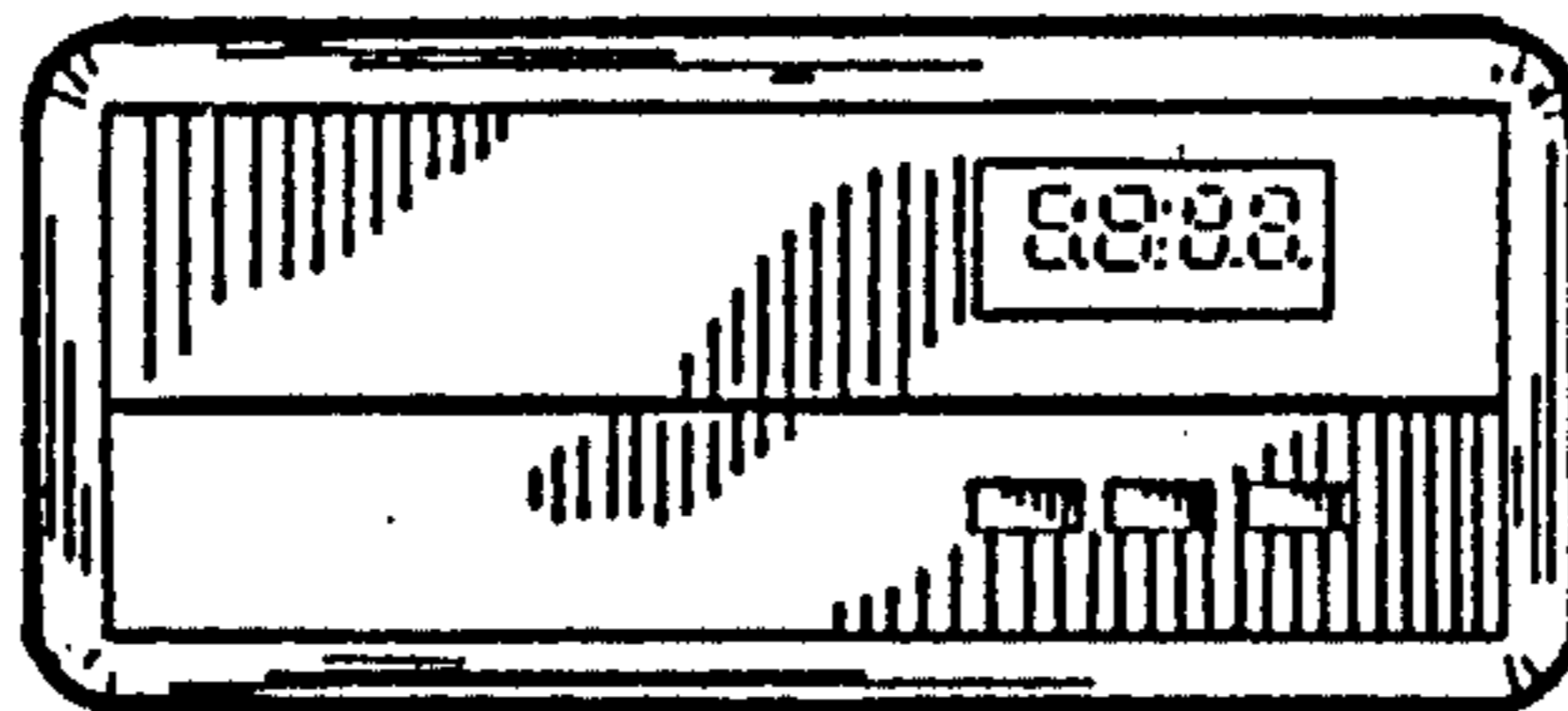


FIG. 2




FIG. 3



FIG. 4



FIG. 5