

[54] PACKAGE CONTAINER

[75] Inventor: Mark W. Van Sumeren, Midland, Mich.

[73] Assignee: Packaging Resources Incorporated, New Vienna, Ohio

[\*\*] Term: 14 Years

[21] Appl. No.: 877,925

[22] Filed: Jun. 23, 1986

[52] U.S. Cl. .... D9/428; D9/398

[58] Field of Search ..... D9/349-353, D9/355, 366, 377, 388, 389, 390-399, 410, 424, 426, 428, 429; 229/1.5 B, 4.5; 220/DIG. 14, 1 E; D23/366

[56] References Cited

U.S. PATENT DOCUMENTS

- D. 191,474 10/1961 Sterges ..... D9/366
- D. 195,652 7/1963 Sterges ..... D9/398
- D. 234,188 1/1975 Otis ..... D9/428
- D. 246,891 1/1978 Green .
- D. 254,234 2/1980 Green .
- D. 261,233 10/1981 Green .
- D. 278,797 5/1985 Fortuna .
- D. 278,885 5/1985 Fortuna .

- D. 281,303 11/1985 Fortuna .
- D. 281,304 11/1985 Fortuna .
- D. 281,305 11/1985 Fortuna .
- D. 284,940 8/1986 Fortuna et al. .
- D. 285,530 9/1986 MacLaughlin .
- D. 285,536 9/1986 MacLaughlin ..... D9/350 X
- D. 291,968 9/1987 MacLaughlin .
- D. 298,606 11/1988 MacLaughlin .

FOREIGN PATENT DOCUMENTS

55659 1/1986 Canada .

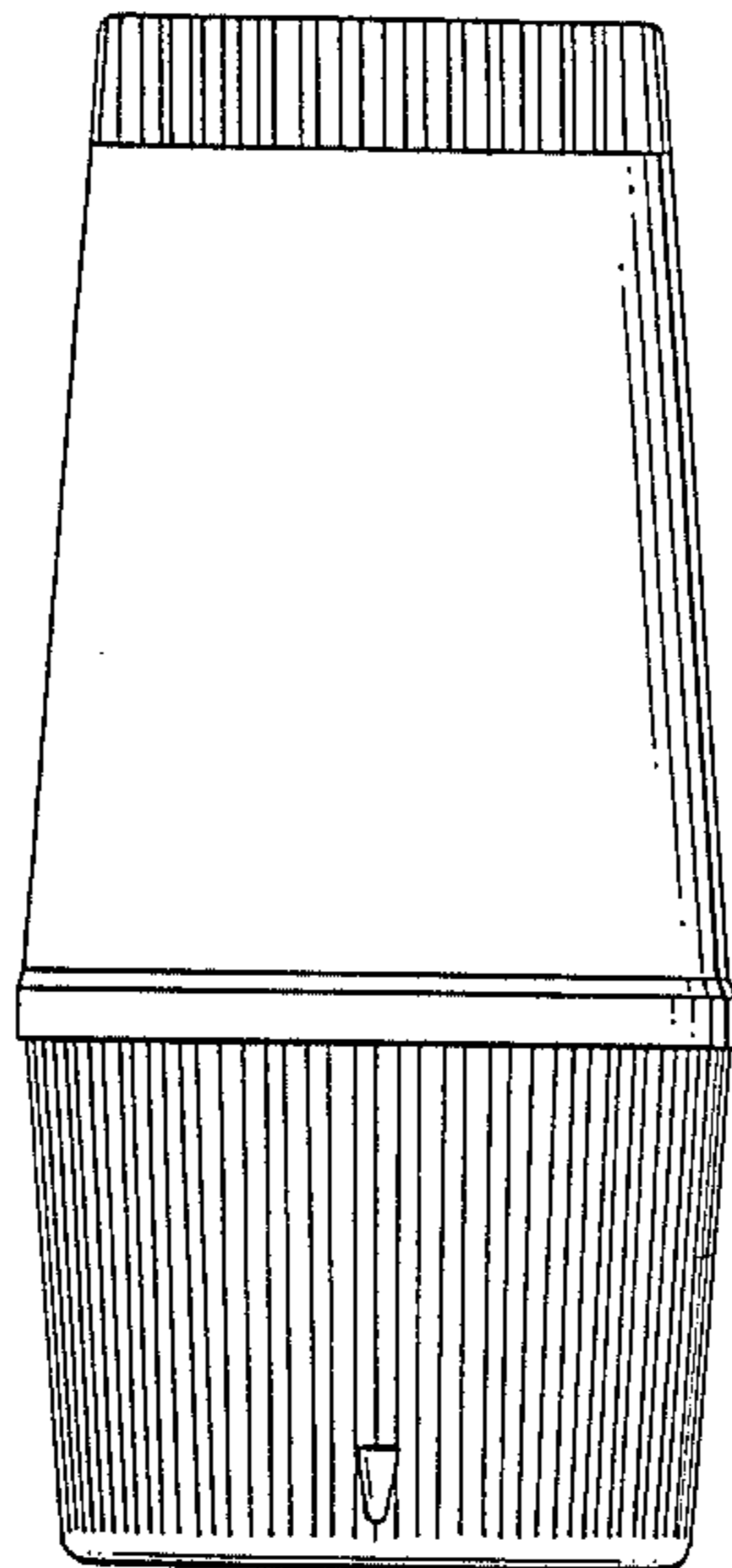
Primary Examiner—Melvin B. Feifer  
Assistant Examiner—Lucy Lieberman  
Attorney, Agent, or Firm—Roger S. Dybvig

[57] CLAIM

The ornamental design for a packaging container, as shown and described.

DESCRIPTION

FIG. 1 is a side elevation of a packaging container showing my new design, the view from each side taken at 90° intervals being identical thereto; FIG. 2 is a top view of the container of FIG. 1; FIG. 3 is a bottom view of the container of FIG. 1; and, FIG. 4 is a partial cross-sectional side view of the packaging container.



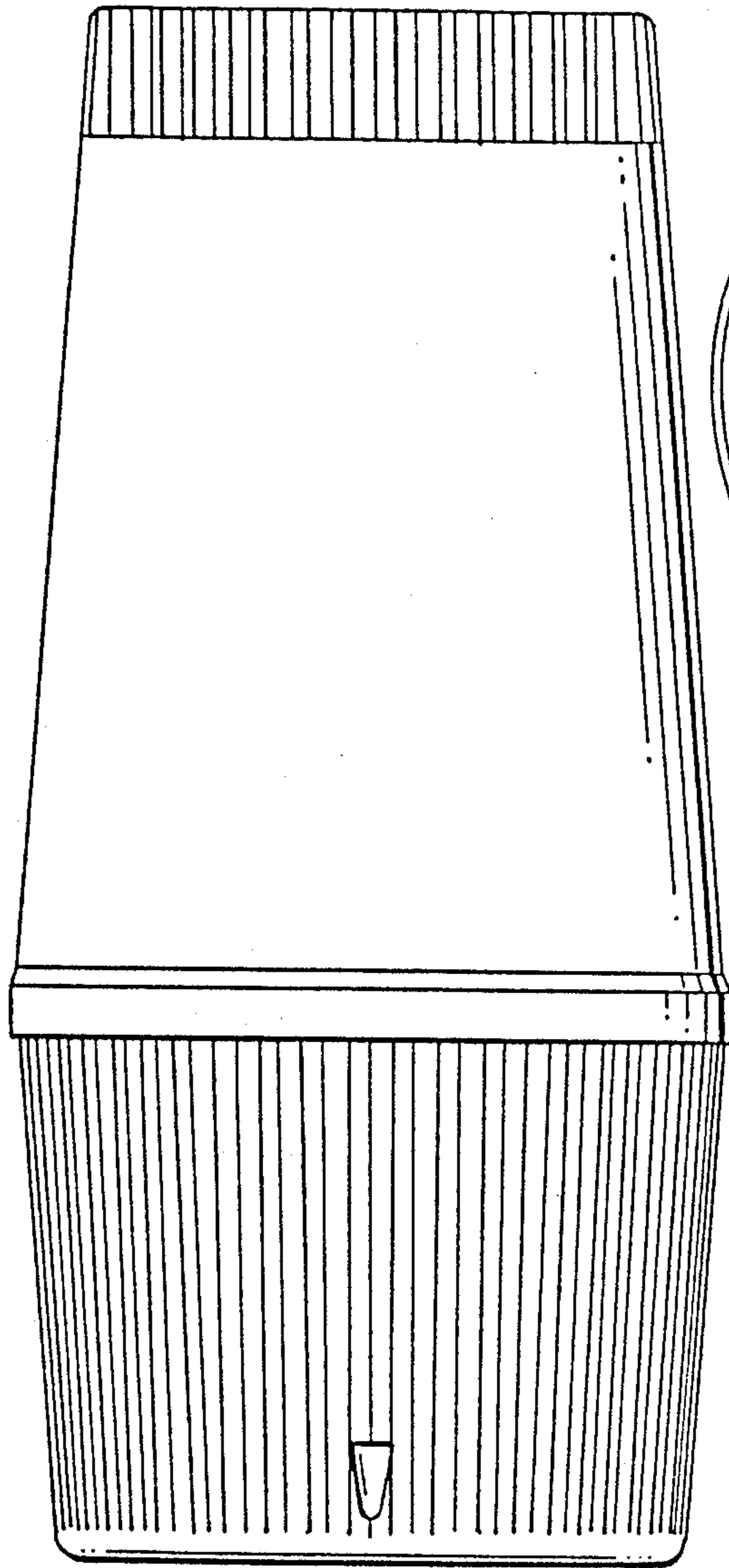


FIG. 1

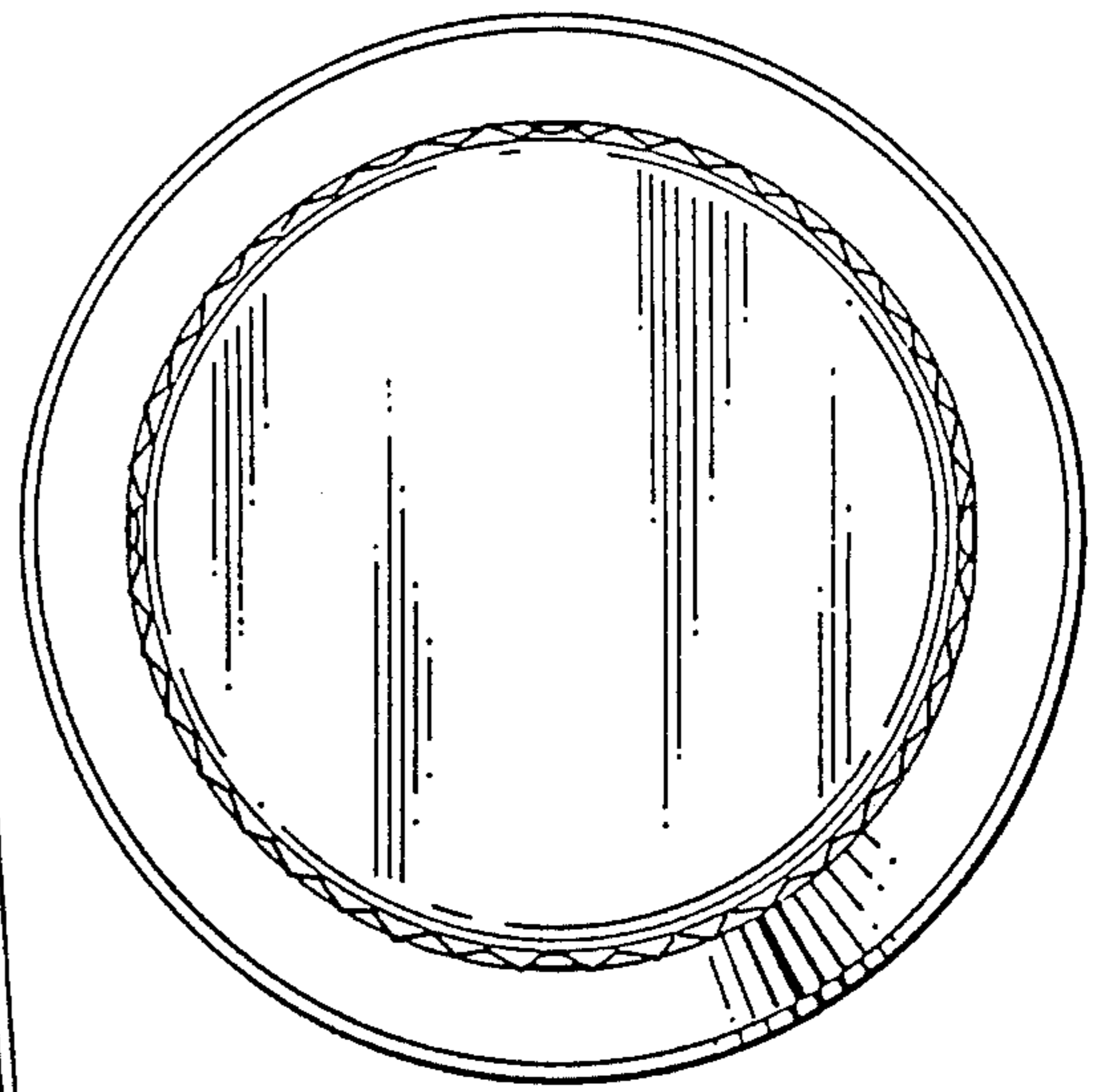


FIG. 2

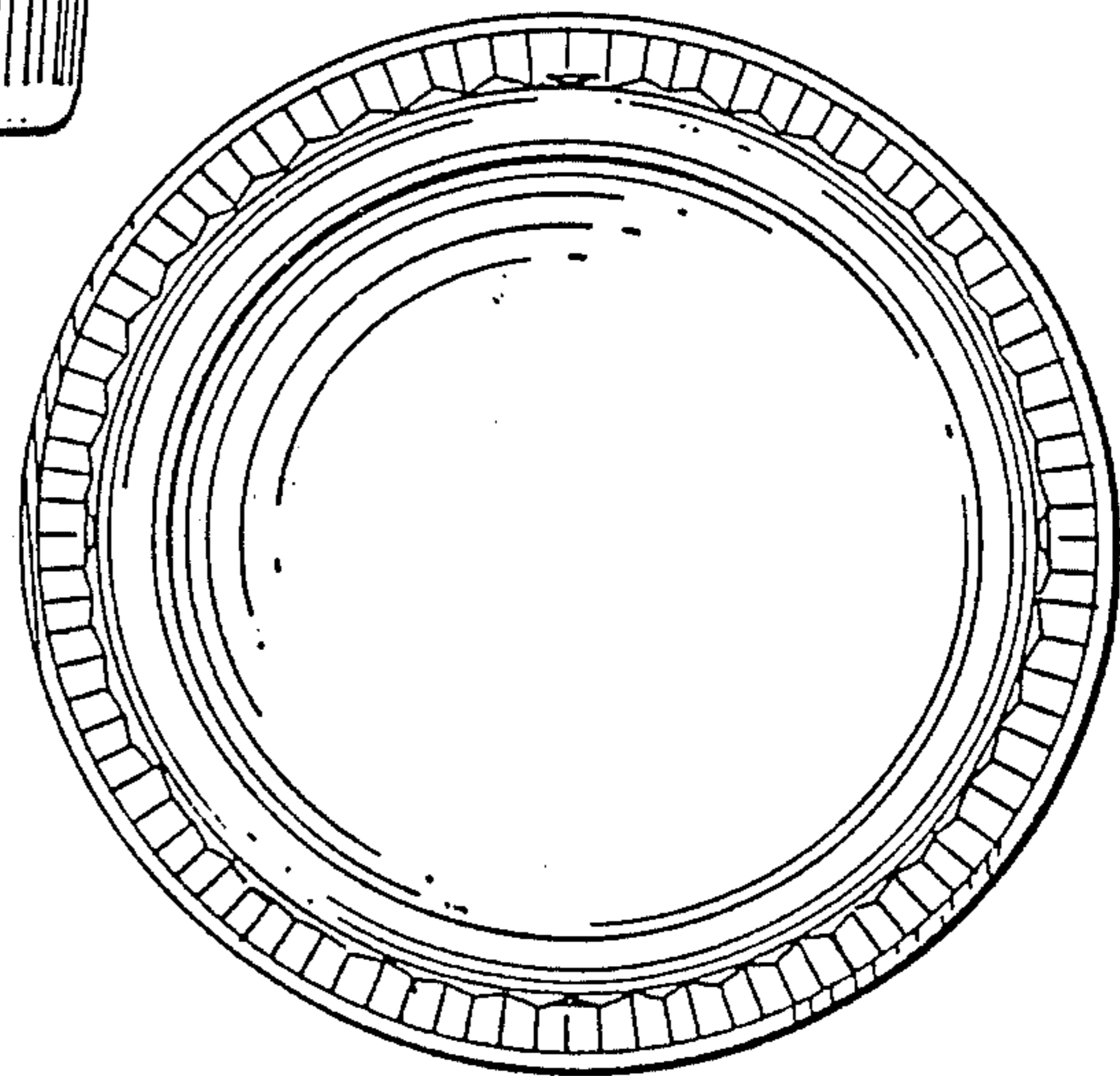


FIG. 3

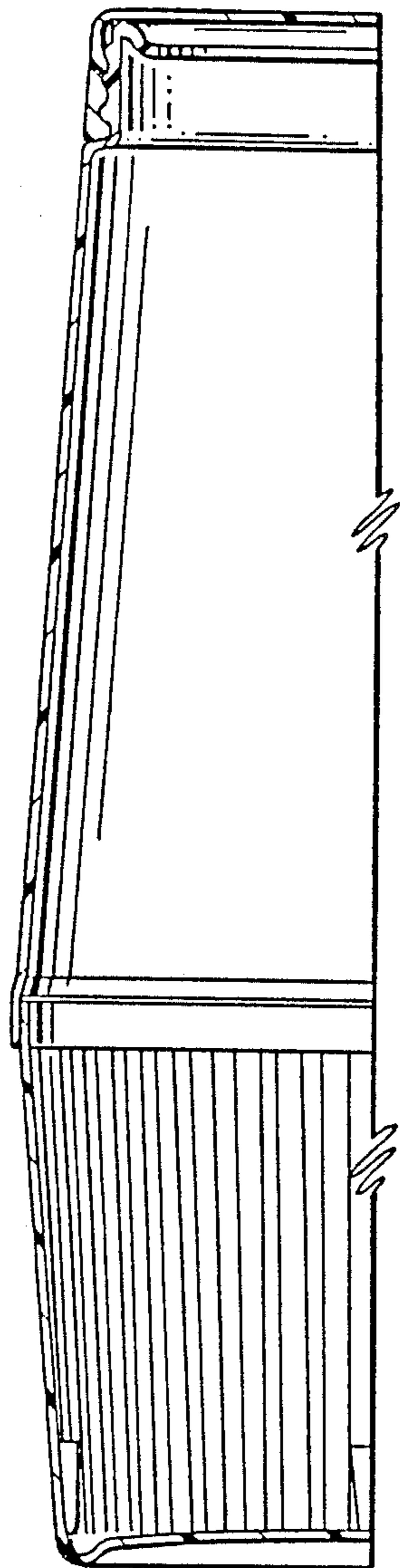


FIG. 4