

[54] COMBINED NEEDLE DISPOSAL  
CONTAINER AND GLOVE DISPENSER

[75] Inventors: Paul H. Hanifl, Barrington; John J.  
Newton, Jr., Palatine, both of Ill.;  
Donald J. Mosior, Lake Geneva,  
Wis.

[73] Assignee: Sage Products, Inc., Cary, Ill.

[\*\*] Term: 14 Years

[21] Appl. No.: 182,330

[22] Filed: Apr. 15, 1988

[52] U.S. Cl. .... D6/515

[58] Field of Search ..... D6/515, 517; D24/99;  
221/154, 282; 312/209, 229, 245; 206/438, 440,  
503, 807, 812, 828, 366, 519; 220/23.83, 85 H;  
D34/1, 11

[56] References Cited

U.S. PATENT DOCUMENTS

D. 247,077 1/1978 Gruber ..... D6/519  
D. 257,082 9/1980 Williams ..... D6/519  
D. 283,574 4/1986 Bernard ..... D6/522  
D. 287,756 1/1987 Szablak et al. .... D24/99

D. 287,897 1/1987 Hanifl ..... D34/1  
4,373,642 2/1983 Wolters et al. .... 206/519 X  
4,576,281 3/1986 Kirksey ..... 206/366


Primary Examiner—Wallace R. Burke  
Assistant Examiner—Brian N. Vinson  
Attorney, Agent, or Firm—Lee, Mann, Smith,  
McWilliams & Sweeney

[57] CLAIM

The ornamental design for a combined needle disposal  
container and glove dispenser, as shown and described.

DESCRIPTION

FIG. 1 is a front elevational view of a combined needle  
disposal container and glove dispenser showing our  
new design;  
FIG. 2 is a top plan view thereof;  
FIG. 3 is a left side elevational view thereof, the right  
side being a mirror image of that shown, except for the  
absence of the hinge elements;  
FIG. 4 is a bottom plan view thereof;  
FIG. 5 is a perspective view thereof; and  
FIG. 6 is a right side elevational view of an alternate  
embodiment thereof, the only difference residing the  
absence of the grillwork on the side panel.



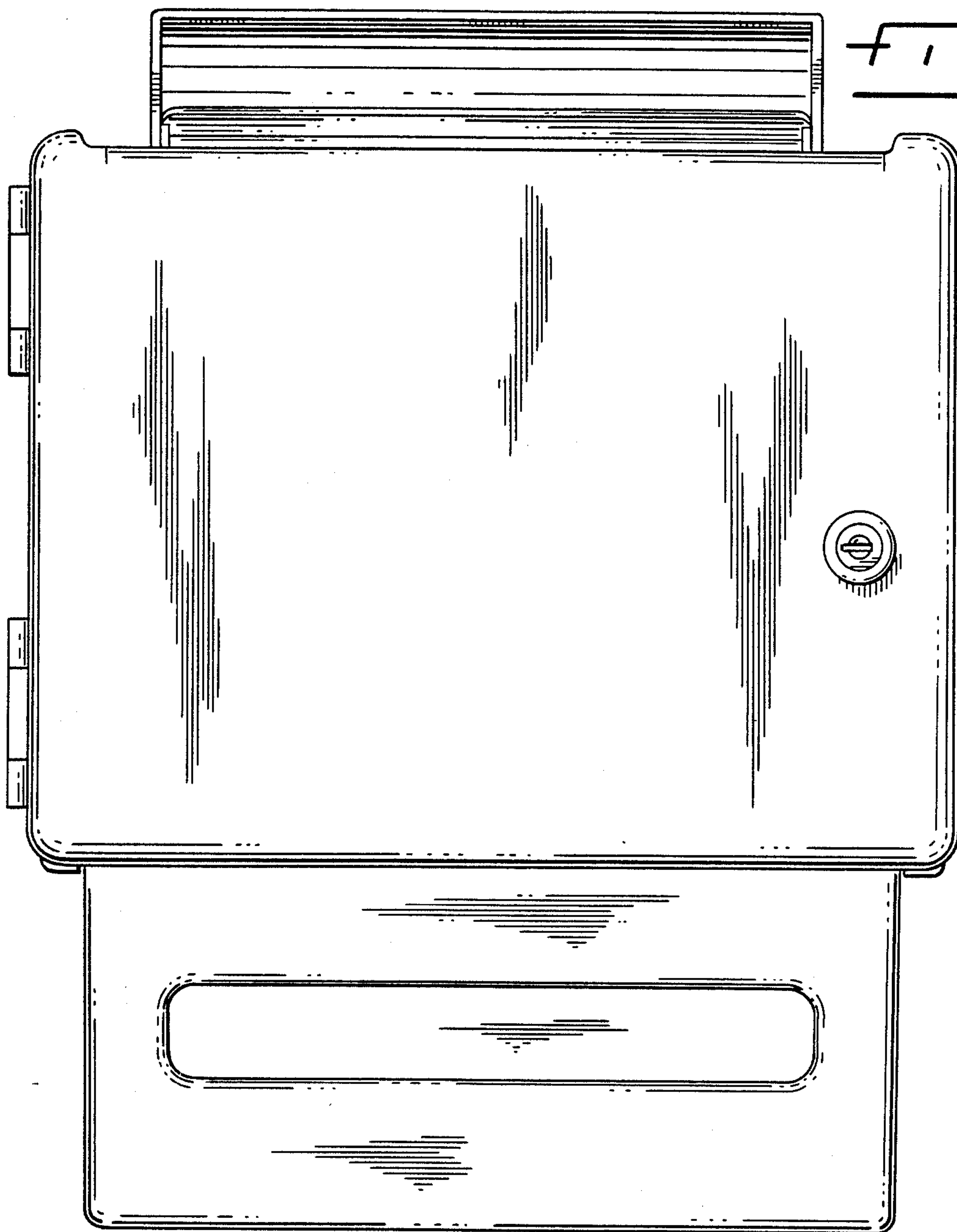


FIG. 1.

FIG. 2.




Fig. 3.

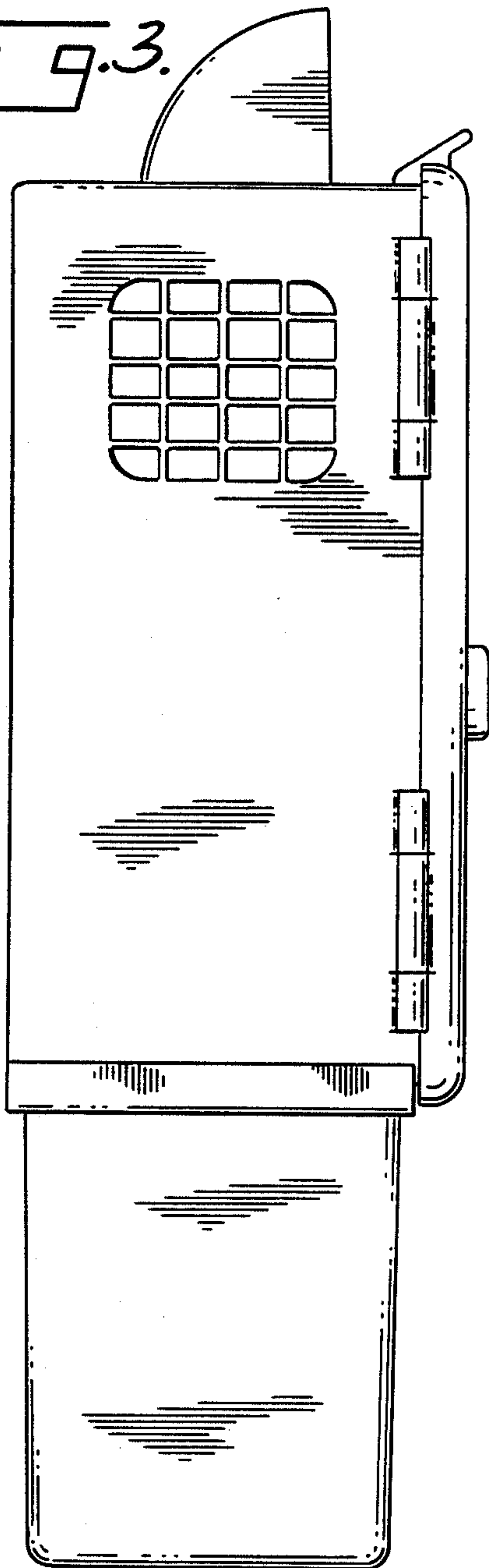


Fig. 6.

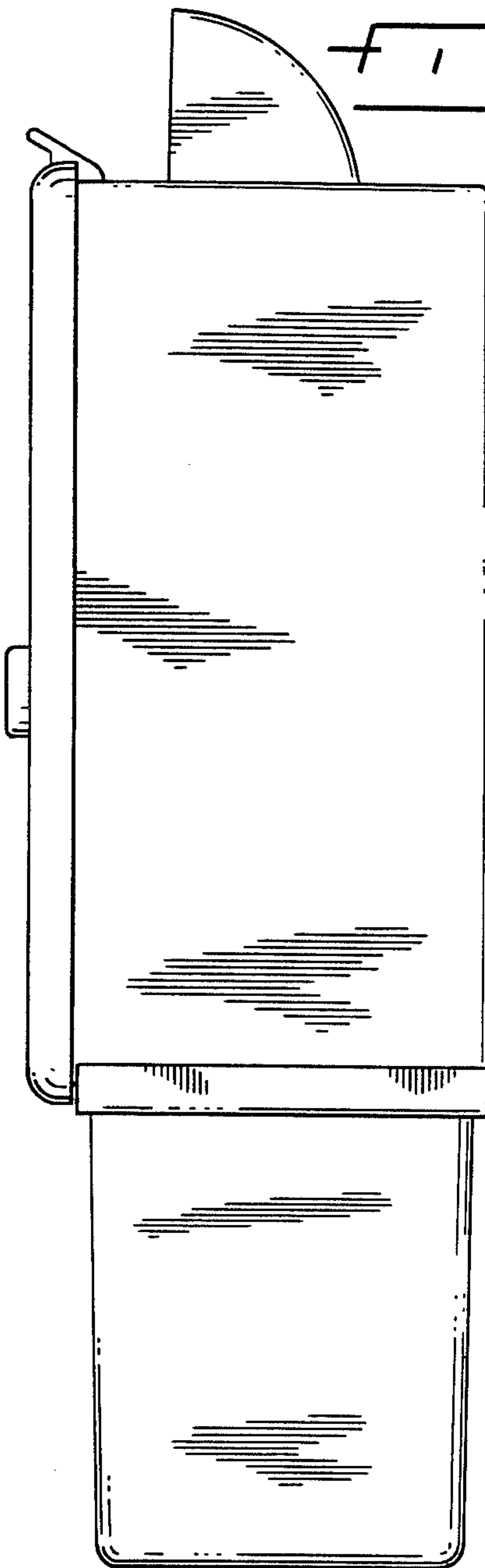



Fig. 4.






Fig. 5.