

[54] SHELF UNIT

[75] Inventor: Roy L. Johnson, Jr., Plymouth, Minn.

[73] Assignee: RBI Royal Builders, Inc., Plymouth, Minn.

[**] Term: 14 Years

[21] Appl. No.: 15,611

[22] Filed: Feb. 17, 1987

[52] U.S. Cl. D6/450; D6/469; D6/477

[58] Field of Search D6/477-479, D6/450, 451, 469, 474, 457; D11/117, 118, 121, 125; D7/70, 71; 211/13; 108/92

[56] References Cited

U.S. PATENT DOCUMENTS

- D. 41,538 7/1911 Dalton D6/457
- D. 226,889 5/1973 Bauer D7/71 X
- D. 248,708 8/1978 Graff D6/474

D. 284,053 6/1986 Chinchar D6/469

OTHER PUBLICATIONS

House Beautiful, Mar. 1972, p. 85; "A" Shape Shelf Unit bottom left on page.

Gifts and Decorative Accessories, Sep. 1976, p. 93; "Fantasy Christmas Tree Shelf Unit", bottom left on page.

Primary Examiner—Carman H. Vales-Lado
Attorney, Agent, or Firm—Paul L. Sjoquist

[57] CLAIM

The ornamental design for a shelf unit, as shown and described.

DESCRIPTION

FIG. 1 is a perspective view of the shelf unit showing my new design;


FIG. 2 is a front elevational view thereof;

FIG. 3 is a side elevational view thereof;

FIG. 4 is a rear elevational view thereof;

FIG. 5 is a top plan view thereof; and;

FIG. 6 is a bottom plan view thereof.






Fig. 1

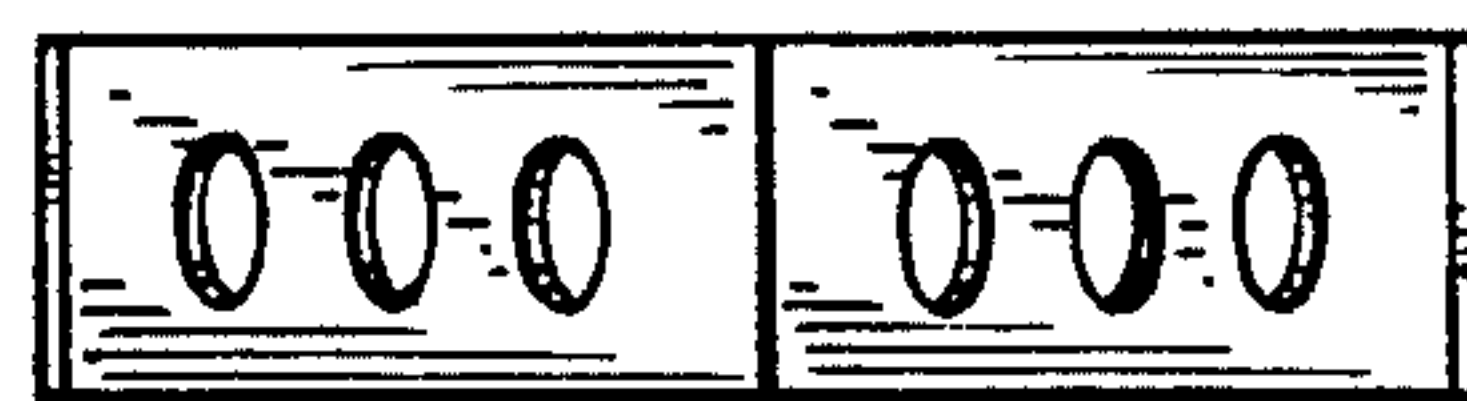


Fig. 5




Fig. 6

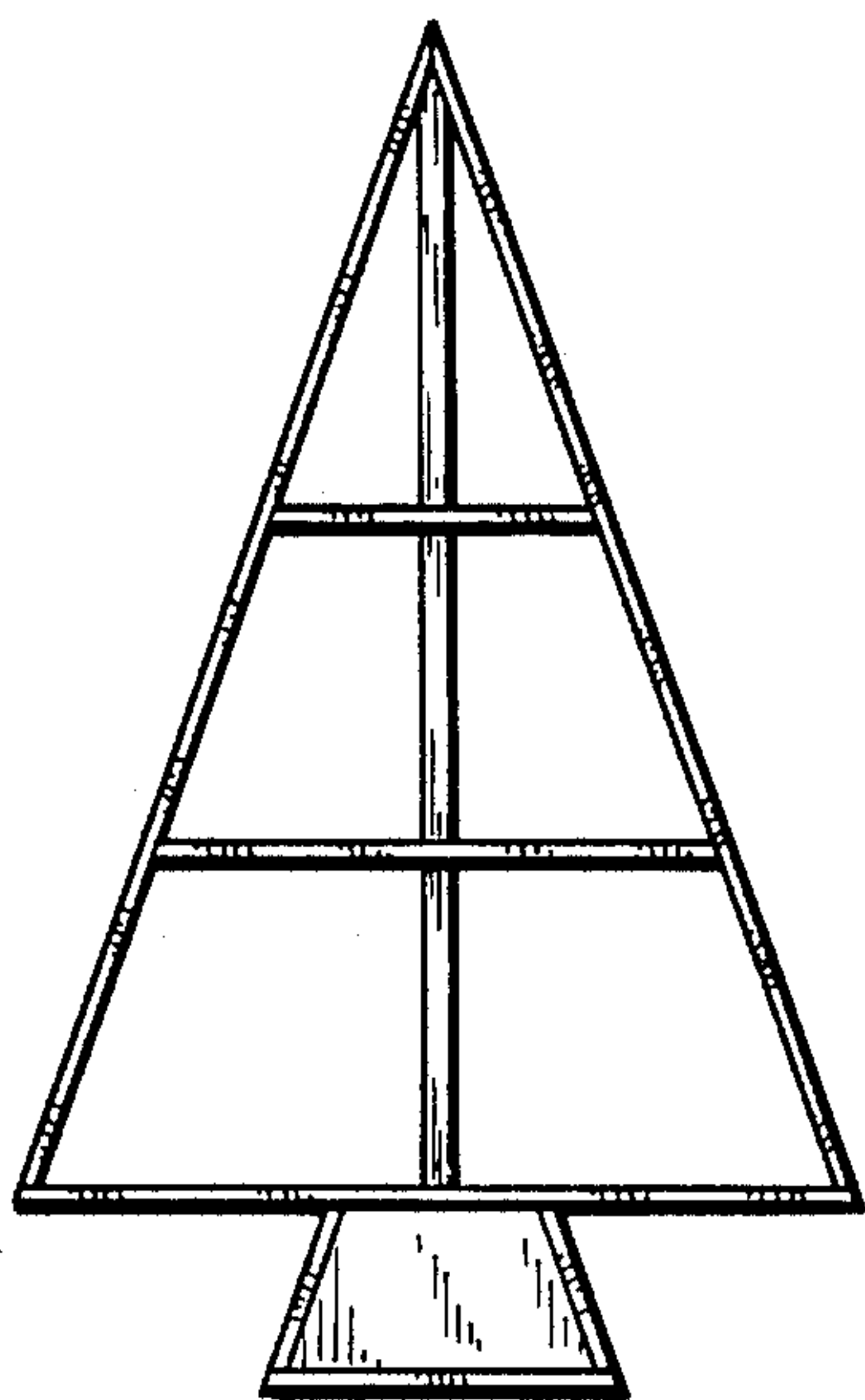


Fig. 2



Fig. 3




Fig. 4