

[54] TUBE OR THE LIKE
 [75] Inventors: Gunnar Björkman, Fristad, Sweden;
 Jyri Jarvenkyla, Hollola, Finland
 [73] Assignee: Oyuponor AB, Nastola, Finland
 [**] Term: 14 Years
 [21] Appl. No.: 844,734
 [22] Filed: Mar. 13, 1986

438,356	10/1890	McEnany	138/120
2,930,007	3/1960	Anderson et al.	138/121
3,273,600	9/1966	Swan	138/122
3,861,152	1/1975	Maroschak	138/121
3,976,578	8/1976	Biane	138/121
3,993,060	11/1976	Mitchell	138/121
4,362,187	12/1982	Harris	138/122

[30] Foreign Application Priority Data

Sep. 13, 1985 [SE] Sweden 85-2153
 [52] U.S. Cl. D23/266; 138/121
 [58] Field of Search D23/200, 266, 267, 269;
 D11/143 T; D6/541; 138/173, 120, 121, 122,
 155, 121, 122

Primary Examiner—James R. Largen
 Assistant Examiner—Cathy Anne MacCormac
 Attorney, Agent, or Firm—Merchant, Gould, Smith,
 Edell, Welter & Schmidt

[56] References Cited

U.S. PATENT DOCUMENTS

D. 31,429	8/1899	Love	D23/266
D. 221,078	7/1971	Seckel et al.	D23/266
D. 235,101	5/1975	Maroschak	D23/266
D. 235,104	5/1975	Maroschak	D23/266

[57] CLAIM

The ornamental design for a tube or the like, as shown.

DESCRIPTION

FIG. 1 is a perspective view of a tube or the like showing my new design;
 FIG. 2 is a side elevational view thereof, the other sides being the same as the side shown;
 FIG. 3 is an elevational view taken from one end thereof; and
 FIG. 4 is an elevational view taken from the end opposite that shown in FIG. 3.

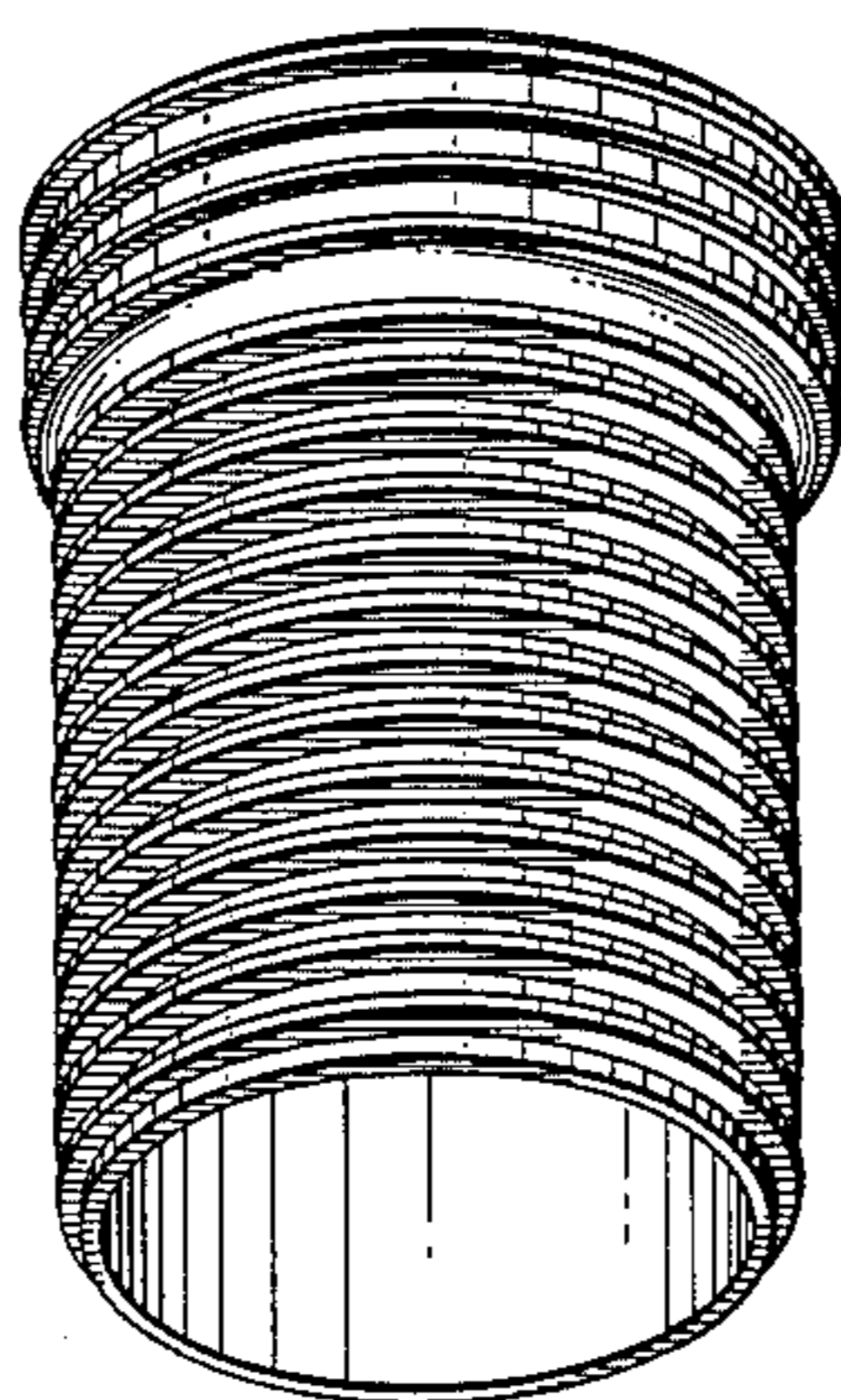


FIG. 1




FIG. 2

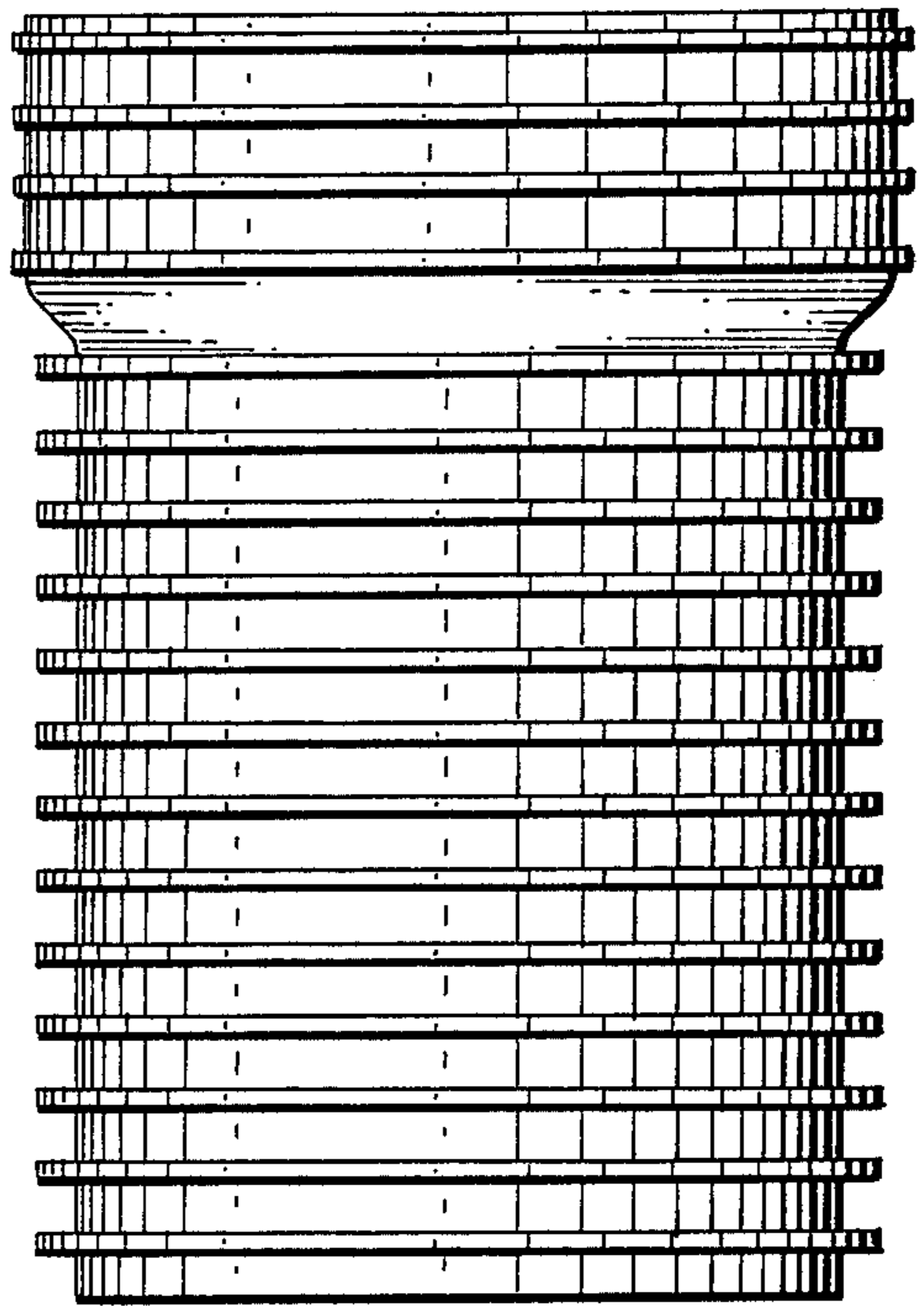


FIG. 3

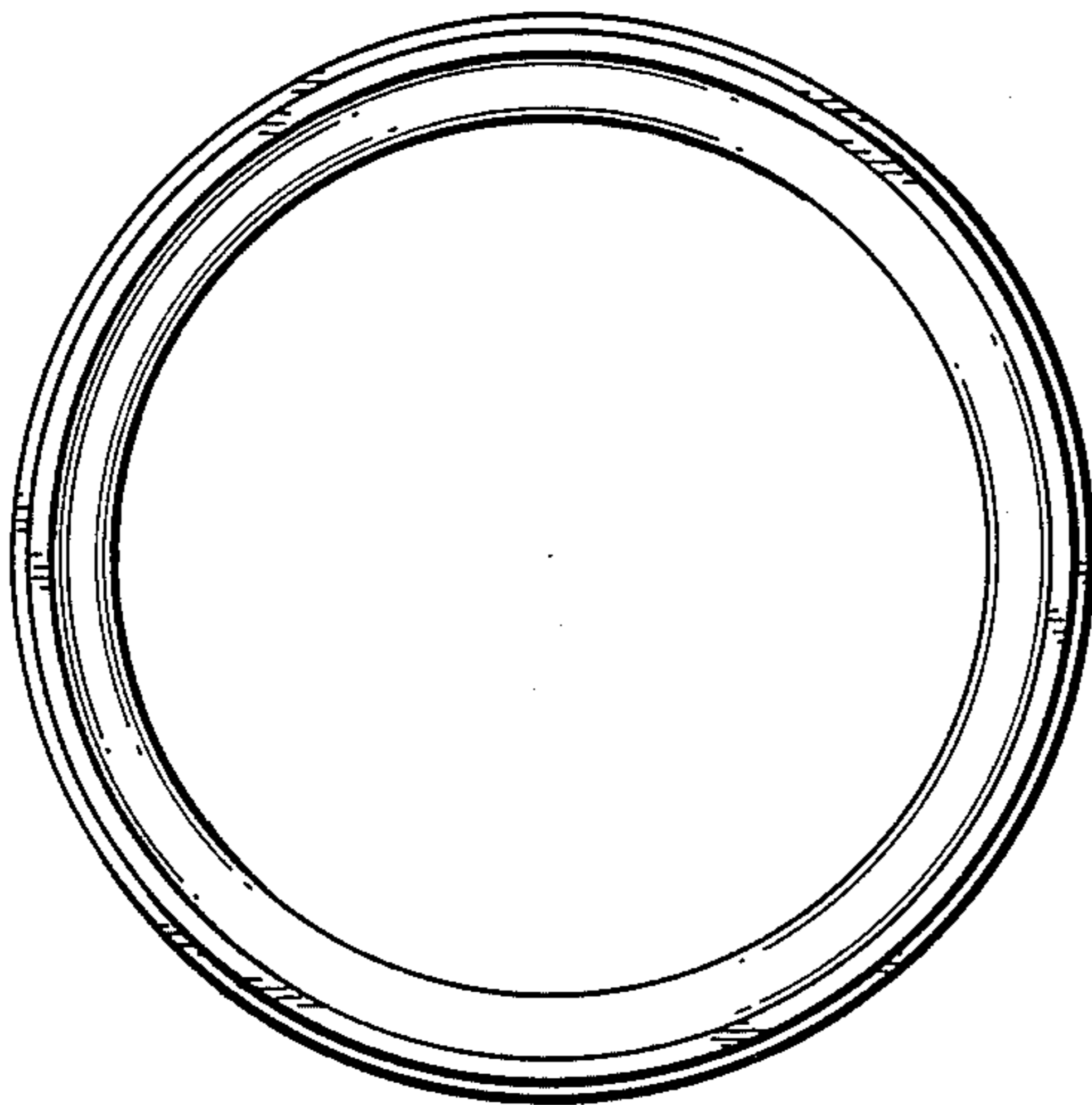


FIG. 4

